

TREASURER'S REPORT

TREASURER'S MONTHLY REPORT

For the period of
November 1, 2023 to November 30, 2023

Total available balance as reported at the end of the preceding period \$ 1,095,884.51

RECEIPTS DURING THE MONTH

Deposits November 1 to November 30, 2023	\$ 4,120,492.67
Wires: General Investment Acct- Capital One Bank	\$ 13,000,000.00
General Investment Acct- Hanover Bank	\$ 5,000,000.00
Payroll Clearing Acct- Capital One Bank	\$ 104,508.25
Interest	\$ 64,979.49

Total Receipts \$ 22,289,980.41

Total Receipts, including balance \$ 23,385,864.92

DISBURSEMENTS MADE DURING THE MONTH

Wires: Disbursement Acct.- Capital One Bank	\$ 8,454,936.27
Payroll Clearing Acct- Capital One Bank	\$ 9,448,957.49
Special Aid Acct.- Capital One Bank	\$ 1,300,000.00
School Lunch Fund- Capital One Bank	\$ 1,067,221.71
Workers Comp Account- Chase Bank	\$ 101,500.16
CIGNA Insurance	\$ 5,432.95
Worker Comp Claims Funding- US Bank	\$ 5,331.06
Capital One Credit Card	\$ 3,479.76

Total Disbursements \$ 20,386,859.40

Cash balance as shown by records \$ 2,999,005.52

RECONCILIATION WITH BANK STATEMENT

Balance as given on bank statement, end of month \$ 3,001,306.07
General Fund Bank Balance

Less total of outstanding checks and adjustments \$ 2,300.55


Net balance in bank \$ 2,999,005.52
(Should agree with Cash Balance above unless there are undeposited funds in treasurer's hands)

Amount of receipts undeposited and adjustments (add) \$ -

Total available balance \$ 2,999,005.52
(Must agree with Cash Balance above if there is a true reconciliation)

Received by the Board of Education and entered as part of the minutes of the Board meeting held

This is to certify that the above Cash Balance is in agreement with my bank statement, as reconciled.


TREASURER OF THE SCHOOL DISTRICT

November 30, 2023

Table 1

List of outstanding checks and adjustments

[illegible]

Table 2

Statement of cash on hand and adjustments:
not deposited at end of period

Date	Source	Amount	Memorandum
	Total Receipts not on Deposit	\$ -	

TREASURER'S MONTHLY REPORT

For the period of
November 1, 2023 to November 30, 2023

Total available balance as reported at the end of the preceding period		\$	45,813.92
RECEIPTS DURING THE MONTH			
Deposits November 1 to November 30, 2023		\$	49,027.12
Total Receipts, including balance		\$	94,841.04
DISBURSEMENTS MADE DURING THE MONTH			
Wire to General Investment Account- Capital One Bank	\$	50,000.00	
Credit Card Fees	\$	2,517.86	
Total Disbursements		\$	52,517.86
Cash balance as shown by records		\$	42,323.18
RECONCILIATION WITH BANK STATEMENT			
Balance as given on bank statement, end of month		\$	42,323.18
Less total of outstanding checks and adjustments		\$	-
Net balance in bank		\$	42,323.18
(Should agree with Cash Balance above unless there are undeposited funds in treasurer's hands)			
Amount of receipts undeposited and adjustments (add)		\$	-
Total available balance		\$	42,323.18
(Must agree with Cash Balance above if there is a true reconciliation)			

Received by the Board of Education and entered as part of the minutes of the Board meeting held

This is to certify that the above Cash Balance is in agreement with my bank statement, as reconciled.


TREASURER OF THE SCHOOL DISTRICT

TREASURER'S MONTHLY REPORT

For the period of
November 1, 2023 to November 30, 2023

Total available balance as reported at the end of the preceding period \$ 39.27

RECEIPTS DURING THE MONTH

Total Receipts \$ -

Total Receipts, including balance \$ 39.27

DISBURSEMENTS MADE DURING THE MONTH

Total Disbursements \$ -

Cash balance as shown by records \$ 39.27

RECONCILIATION WITH BANK STATEMENT

Balance as given on bank statement, end of month \$ 39.27

Less total of outstanding checks and adjustments
(See list on reverse) \$ -

Net balance in bank \$ 39.27

(Should agree with Cash Balance above unless there are undeposited
funds in treasurer's hands)

Amount of receipts undeposited and adjustments (add) \$ -

Total available balance \$ 39.27

(Must agree with Cash Balance above if there is a true reconciliation)

Received by the Board of Education and entered as part of the
minutes of the Board meeting held

This is to certify that the above Cash
Balance is in agreement with my
bank statement, as reconciled.


TREASURER OF THE SCHOOL DISTRICT

TREASURER'S MONTHLY REPORT

For the period of
November 1, 2023 to November 30, 2023

Total available balance as reported at the end of the preceding period \$ 86,642.53

RECEIPTS DURING THE MONTH

Deposits November 1, to November 30, 2023 \$ 95,079.40
Wires General Operating Acct- Capital One Bank \$ 1,067,221.71

Total Receipts \$ 1,162,301.11

Total Receipts, including balance \$ 1,248,943.64

DISBURSEMENTS MADE DURING THE MONTH

Wires: Disbursement Acct- Capital One Bank \$ 164,837.47
Payroll Clearing Acct. - Capital One Bank \$ 135,843.13

Total Disbursements \$ 300,680.60

Cash balance as shown by records \$ 948,263.04

RECONCILIATION WITH BANK STATEMENT

Balance as given on bank statement, end of month \$ 947,204.81

Less total of outstanding checks and adjustments
(See list on reverse) \$ -


Net balance in bank \$ 947,204.81
(Should agree with Cash Balance above unless there are undeposited
funds in treasurer's hands)

Amount of receipts undeposited and adjustments (add) \$ 1,058.23

Total available balance \$ 948,263.04
(Must agree with Cash Balance above if there is a true reconciliation)

Received by the Board of Education and entered as part of the
minutes of the Board meeting held

This is to certify that the above Cash
Balance is in agreement with my
bank statement, as reconciled.


TREASURER OF THE SCHOOL DISTRICT

November 30, 2023

Table 1

List of outstanding checks and adjustments

[illegible]

Table 2

Statement of cash on hand and adjustments:
not deposited at end of period

Date	Source	Amount	Memorandum
30-Nov	Deposit in transit	\$ 1,058.23	
	Total Receipts not on Deposit	\$ 1,058.23	

TREASURER'S MONTHLY REPORT

For the period of
November 1, 2023 to November 30, 2023

Total available balance as reported at the end of the preceding period \$ 87,212.03

RECEIPTS DURING THE MONTH

Wires: General Operating Acct - Capital One Bank	\$ 1,300,000.00	
Total Receipts		\$ 1,300,000.00
Total Receipts, including balance		\$ 1,387,212.03

DISBURSEMENTS MADE DURING THE MONTH


Wires: Disbursement Acct- Capital One Bank	\$ 770,644.08	
Payroll Clearing Acct- Capital One Bank	\$ 357,198.02	
Total Disbursements		\$ 1,127,842.10
Cash balance as shown by records		\$ 259,369.93

RECONCILIATION WITH BANK STATEMENT

Balance as given on bank statement, end of month	\$ 259,369.93
Less total of outstanding checks and adjustments (See list on reverse)	\$ -
Net balance in bank (Should agree with Cash Balance above unless there are undeposited funds in treasurer's hands)	\$ 259,369.93
Amount of receipts undeposited and adjustments (add)	\$ -
Total available balance (Must agree with Cash Balance above if there is a true reconciliation)	\$ 259,369.93

Received by the Board of Education and entered as part of the
minutes of the Board meeting held

This is to certify that the above Cash
Balance is in agreement with my
bank statement, as reconciled.


TREASURER OF THE SCHOOL DISTRICT

November 30, 2023

Table 1

List of outstanding checks and adjustments

Check No. / Description	Amount	Check No. / Description	Amount	Check No. / Description	Amount
Sub-Total	\$ -	Sub-Total	\$ -	Sub-Total	\$ -
Total Outstanding Checks and Adjustments					\$ -

Table 2

Statement of cash on hand and adjustments:
not deposited at end of period

Date	Source	Amount	Memorandum
	Total Receipts not on Deposit	\$ -	

TREASURER'S MONTHLY REPORT

For the period of
November 1, 2023 to November 30, 2023

Total available balance as reported at the end of the preceding period \$ 393,839.01

RECEIPTS DURING THE MONTH

Total Receipts \$ -

Total Receipts, including balance \$ 393,839.01

DISBURSEMENTS MADE DURING THE MONTH

Wires: Disbursement Account- Capital One Bank \$ 88,396.18

Total Disbursements \$ 88,396.18

Cash balance as shown by records \$ 305,442.83

RECONCILIATION WITH BANK STATEMENT

Balance as given on bank statement, end of month \$ 305,442.83

Less total of outstanding checks and adjustments
(See list on reverse) \$ -

Net balance in bank \$ 305,442.83

(Should agree with Cash Balance above unless there are undeposited
funds in treasurer's hands)

Amount of receipts undeposited and adjustments (add) \$ -

Total available balance \$ 305,442.83

(Must agree with Cash Balance above if there is a true reconciliation)

Received by the Board of Education and entered as part of the
minutes of the Board meeting held

This is to certify that the above Cash
Balance is in agreement with my
bank statement, as reconciled.


TREASURER OF THE SCHOOL DISTRICT

November 30, 2023

Table 1

List of outstanding checks and adjustments

[illegible]

Table 2

Statement of cash on hand and adjustments:
not deposited at end of period

Date	Source	Amount	Memorandum
	Total Receipts not on Deposit	\$ -	

TREASURER'S MONTHLY REPORT

For the period of
November 1, 2023 to November 30, 2023

Total available balance as reported at the end of the preceding period \$ 496,713.96

RECEIPTS DURING THE MONTH

Deposits	\$	2,300.55	
Wires: General Fund Account- Capital One Bank	\$	9,448,957.49	
Special Aid Fund Account- Capital One Bank	\$	357,198.02	
School Lunch Fund Account- Capital One Bank	\$	135,843.13	
Total Receipts	\$		9,944,299.19
Total Receipts, including balance	\$		10,441,013.15

DISBURSEMENTS MADE DURING THE MONTH


Checks:	\$	982,778.07	
Wires: General Fund Account- Capital One Bank	\$	104,508.25	
Federal Tax Payments	\$	2,305,899.59	
State Tax Payments	\$	407,210.93	
Omni Payments	\$	412,573.10	
PMCT Payments	\$	99,225.58	
NYSERS	\$	83,916.95	
FBA of Syosset Payments	\$	35,088.50	
TFCU Payments	\$	15,490.00	
State Street- NYSDCP Payments	\$	14,390.00	
Payroll Disbursement Account	\$	5,941,257.40	
Total Disbursements	\$		10,402,338.37
Cash balance as shown by records	\$		38,674.78

RECONCILIATION WITH BANK STATEMENT

Balance as given on bank statement, end of month	\$	538,420.49
Less total of outstanding checks and adjustments (See list on reverse)	\$	502,046.26
Net balance in bank (Should agree with Cash Balance above unless there are undeposited funds in treasurer's hands)	\$	36,374.23
Amount of receipts undeposited and adjustments (add)	\$	2,300.55
Total available balance (Must agree with Cash Balance above if there is a true reconciliation)	\$	38,674.78

Received by the Board of Education and entered as part of the
minutes of the Board meeting held

This is to certify that the above Cash
Balance is in agreement with my
bank statement, as reconciled.


TREASURER OF THE SCHOOL DISTRICT

November 30, 2023

Table 1

List of outstanding checks and adjustments

Check No. / Description	Amount	Check No. / Description	Amount	Check No. / Description	Amount
251414	\$ 169.46				
251534	\$ 14,806.46				
251535	\$ 532.00				
251536	\$ 12,314.56				
251537	\$ 18,948.52				
251538	\$ 385,290.42				
251539	\$ 57,934.00				
251540	\$ 7,606.75				
251541	\$ 1,502.58				
251542	\$ 1,435.00				
251543	\$ 1,462.51				
251544	\$ 44.00				
Sub-Total	\$ 502,046.26	Sub-Total	\$ -	Sub-Total	\$ -
Total Outstanding Checks and Adjustments					\$ 502,046.26

Table 2Statement of cash on hand and adjustments:
not deposited at end of period

Date	Source	Amount	Memorandum
30-Nov	Wire in transit	\$ 2,300.55	
Total Receipts not on Deposit		\$ 2,300.55	

TREASURER'S MONTHLY REPORT
For the period of
November 1, 2023 to November 30, 2023

Total available balance as reported at the end of the preceding period \$501,425.33

RECEIPTS DURING THE MONTH

Add: Deposit	\$1,183.58	
Wires: General Fund Account	\$101,500.16	
Interest	\$358.16	
Total Receipts	\$103,041.90	
Total Receipts, including balance		\$604,467.23

Checks: 34819-34937 \$101,638.04

DISBURSEMENTS MADE DURING THE MONTH

Total Disbursements	\$101,638.04	
Cash balance as shown by records		\$502,829.19

Balance as given on bank statement, end of month		\$533,562.30
RECONCILIATION WITH BANK STATEMENT		
Less total of outstanding checks and adjustments (See list on reverse)		\$30,733.11
Net balance in bank (Should agree with Cash Balance above unless there are undeposited funds in treasurer's hands)		\$502,829.19
Amount of receipts undeposited and adjustments (add)		\$0.00
Total available balance (Must agree with Cash Balance above if there is a true reconciliation)		\$502,829.19

Received by the Board of Education and entered as part of the
minutes of the Board meeting held

This is to certify that the above Cash
Balance is in agreement with my
bank statement, as reconciled.


TREASURER OF THE SCHOOL DISTRICT

JP Morgan Chase Workers
Compensation

November 30, 2023

Table 1

List of outstanding checks and adjustments

Check No. / Description	Amount	Check No. / Description	Amount	Check No. / Description	Amount
9331125	\$ 300.00	9334969	\$ 310.00	9335021	\$ 300.00
9331157	\$ 300.00	9334972	\$ 127.41	9335022	\$ 2,029.48
9334404	\$ 300.00	9334974	\$ 152.64	9335023	\$ 260.00
9334418	\$ 500.00	9334977	\$ 325.00	9335024	\$ 240.00
9334463	\$ 300.00	9334979	\$ 300.00	9335025	\$ 120.26
9334582	\$ 300.00	9334983	\$ 300.00	9335026	\$ 258.00
9334633	\$ 300.00	9334984	\$ 120.26	9335027	\$ 102.14
9334666	\$ 300.00	9334987	\$ 90.00	9335028	\$ 90.00
9334673	\$ 90.00	9334991	\$ 148.46	9335029	\$ 200.00
9334770	\$ 310.73	9334994	\$ 350.00	9335030	\$ 64.07
9334787	\$ 300.00	9335000	\$ 215.00	9335031	\$ 33.75
9334806	\$ 250.00	9335001	\$ 175.00	9335032	\$ 6,472.34
9334817	\$ 1,163.06	9335002	\$ 300.00	9335033	\$ 261.72
9334839	\$ 300.00	9335008	\$ 114.60	9335034	\$ 495.00
9334846	\$ 90.00	9335009	\$ 114.60	9335035	\$ 287.68
9334864	\$ 300.00	9335010	\$ 114.60	9335036	\$ 576.00
9334877	\$ 300.00	9335011	\$ 500.00	9335037	\$ 691.67
9334884	\$ 90.00	9335012	\$ 87.80	9335038	\$ 300.00
9334932	\$ 120.26	9335013	\$ 515.00	9335039	\$ 689.94
9334935	\$ 90.00	9335014	\$ 350.00	9335040	\$ 865.54
9334937	\$ 300.00	9335015	\$ 27.25	9335041	\$ 1,744.60
9334939	\$ 90.00	9335016	\$ 1,075.00	9335042	\$ 50.85
9334946	\$ 224.40	9335017	\$ 280.00	9335043	\$ 50.85
9334951	\$ 229.20	9335018	\$ 454.13		
9334955	\$ 127.41	9335019	\$ 127.41		
9334958	\$ 300.00	9335020	\$ 600.00		
Sub-Total	\$ 7,275.06	Sub-Total	\$ 7,274.16	Sub-Total	\$ 16,183.89
		Total Outstanding Checks and Adjustments			\$ 30,733.11

Table 2

Statement of cash on hand and adjustments:
not deposited at end of period

Date	Source	Amount	Memorandum
	Total Receipts not on Deposit	\$ -	

TREASURER'S MONTHLY REPORT

For the period of
November 1, 2023 to November 30, 2023

Total available balance as reported at the end of the preceding period \$ 0.00

RECEIPTS DURING THE MONTH

	General Fund	School Lunch Fund	Special Aid Fund	Capital Fund	Total	
Wires:						
11/01/23	\$ 3,492,244.15	\$ 26,883.12	\$ 353,593.19	\$ 17,957.85	\$ 3,890,678.31	
11/08/23	\$ 302,218.57	\$ 18,448.07	\$ 59,730.16	\$ 28,943.83	\$ 409,340.63	
11/15/23	\$ 548,679.91	\$ 20,518.74	\$ 191,050.63	\$ 14,098.00	\$ 774,347.28	
11/21/23	\$ 1,060,647.24	\$ 54,745.33	\$ 164,279.54	\$ -	\$ 1,279,672.11	
11/30/23	\$ 3,051,146.40	\$ 44,242.21	\$ 1,990.56	\$ 27,396.50	\$ 3,124,775.67	
	\$ 8,454,936.27	\$ 164,837.47	\$ 770,644.08	\$ 88,396.18	\$ 9,478,814.00	
						\$ 9,478,814.00
						Total Receipts, including balance \$ 9,478,814.00

DISBURSEMENTS MADE DURING THE MONTH

Checks:	\$ 8,454,936.27	\$ 164,837.47	\$ 770,644.08	\$ 88,396.18	\$ 9,478,814.00	\$ 9,478,814.00
						Cash balance as shown by records \$ -

RECONCILIATION WITH BANK STATEMENT

Balance as given on bank statement, end of month		\$ 4,164,358.18
Less: Total of outstanding checks	\$ 4,164,358.18	
Wire in Transit		\$ 4,164,358.18
Net balance in bank		\$ -
(Should agree with Cash Balance above unless there are undeposited funds in treasurer's hands)		
Amount of receipts undeposited and adjustments (add)		\$ -
Total available balance		\$ -
(Must agree with Cash Balance above if there is a true reconciliation)		

Received by the Board of Education and entered as part of the minutes of the Board meeting held

This is to certify that the above Cash Balance is in agreement with my bank statement, as reconciled.


TREASURER OF THE SCHOOL DISTRICT

TREASURER'S MONTHLY REPORTFor the period of
November 1, 2023 to November 30, 2023

Total available balance as reported at the end of the preceding period \$ 1,546.22

RECEIPTS DURING THE MONTH

Wires: Payroll Clearing	11/08/23	\$	2,968,016.28		
Payroll Clearing	11/21/23	\$	2,973,241.12	\$	5,941,257.40
Total Receipts:				\$	5,941,257.40

DISBURSEMENTS MADE DURING THE MONTH

Less: Payroll Disbursement	11/10/23	\$	2,968,016.28		
Payroll Disbursement	11/22/23	\$	2,973,241.12	\$	5,941,257.40
Total Disbursements:				\$	5,941,257.40

Cash balance as shown by records \$ 1,546.22

RECONCILIATION WITH BANK STATEMENT

Balance as given on bank statement, end of month \$ 37,270.51

Less total of outstanding checks \$ 35,724.29

Net balance in bank \$ 1,546.22

(Should agree with Cash Balance above unless there are undeposited funds in treasurer's hands)


Amount of receipts undeposited and adjustments (add) \$ -

Total available balance \$ 1,546.22

(Must agree with Cash Balance above if there is a true reconciliation)

Received by the Board of Education and entered as part of the minutes of the Board meeting held

This is to certify that the above Cash Balance is in agreement with my bank statement, as reconciled.

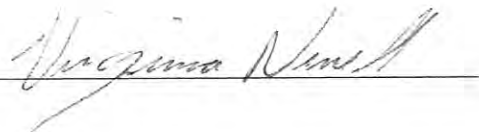

 TREASURER OF THE SCHOOL DISTRICT

TREASURER'S MONTHLY REPORT
INVESTMENTS FOR THE MONTH OF NOVEMBER 2023
OUTSTANDING INVESTMENTS AS OF NOVEMBER 30, 2023

MONEY MARKET ACCOUNTS

ACCOUNT OPENED	INVESTMENT BANK	COLLATERAL BANK	BEGINNING INVESTMENT BALANCE	ADDITIONS	WITHDRAWALS	INVESTMENT BALANCE AT END OF MONTH	INTEREST RATE @ END OF PERIOD	INTEREST EARNED	INVESTMENT DAYS IN PERIOD
GENERAL FUND									
June-04	CAPITAL ONE BANK	BANK OF NY	\$ 14,386,607.41	\$ 50,000.00	\$ 13,000,000.00	\$ 1,436,607.41	2.55%	\$ -	30
October-18	FLUSHING BANK	LOC	\$ 15,604,741.80	\$ 24,105.07	\$ 12,724,560.12	\$ 2,904,286.75	5.00%	\$ 24,105.07	30
June-18	WEBSTER BANK	BANK OF NY	\$ 51,558.41	\$ 105.26	\$ -	\$ 51,663.67	2.51%	\$ 105.26	30
January-08	JP MORGAN CHASE	JP MORGAN CHASE	\$ 100,459.97	\$ 144.48	\$ -	\$ 100,604.45	1.75%	\$ 144.48	30
October-23	HANOVER BANK	LOC	\$ 15,021,886.39	\$ 55,950.30	\$ 5,000,000.00	\$ 10,077,836.69	5.29%	\$ 55,950.30	30
		Sub-Total	\$ 45,165,253.98	\$ 130,305.11	\$ 30,724,560.12	\$ 14,570,998.97			
CAPITAL FUND									
November-05	CAPITAL ONE BANK	BANK OF NY	\$ 77,662.99	\$ -	\$ -	\$ 77,662.99	2.55%	\$ -	30
October-18	FLUSHING BANK	LOC	\$ 1,618,198.33	\$ 12,771,375.02	\$ -	\$ 14,389,573.35	5.00%	\$ 46,814.90	30
July-18	WEBSTER BANK	BANK OF NY	\$ 1,101,349.29	\$ 2,303.65	\$ -	\$ 1,103,652.94	2.51%	\$ 2,303.65	30
January-08	JP MORGAN CHASE	JP MORGAN CHASE	\$ -	\$ -	\$ -	\$ -	1.75%	\$ -	30
		Sub-Total	\$ 2,797,210.61	\$ 12,773,678.67	\$ -	\$ 15,570,889.28			
Total Money Market Accounts			\$ 47,962,464.59	\$ 12,903,983.78	\$ 30,724,560.12	\$ 30,141,888.25			
Total Investments			\$ 47,962,464.59	\$ 12,903,983.78	\$ 30,724,560.12	\$ 30,141,888.25			

Virginia Newell, Treasurer



CLAIMS AUDITOR LETTER



Patchogue-Medford School District

BOARD OF EDUCATION

Marc A. Negrin, President
Diana Andrade, Vice President
Thomas P. Donofrio
Kelli Anne Jennings
Jennifer A. Krieger
Francis J. Salazar
Bernadette M. Smith

Dennis M. Logan, District Clerk

Donna Jones, Ed.D.
Superintendent of Schools
Administrative Center
241 South Ocean Avenue
Patchogue, New York 11772

(631) 687-6380
(631) 687-6389

January 2, 2024

Members of the Board of Education
Patchogue-Medford School District
c/o Donna Jones, Ed.D.
Superintendent of Schools
241 South Ocean Avenue
Patchogue, NY 11772

Dear Members of the Board of Education:

Pursuant to our responsibilities as Internal Claim Auditors for the District, be advised that we have examined in detail all of the bills and claims made against the school district through November 30, 2023.

The findings of our review are that all items are in order and we have authorized the payment of approved bills or claims.

Very truly yours,

Adriane Brower
Claims Auditor

Nancy Hoogsteden
Claims Auditor (Alternate)

CLAIMS AUDITOR REPORTS

INTERNAL CLAIMS AUDITOR MONTHLY REPORT

Payroll Schedule - November 2023

I have audited the claims from each payroll during the month of November as noted below:

Adriane Brower
Claims Auditor

INSTRUCTION	<---Week ending 11/09--->		<---Week ending 11/24--->		<---Monthly Totals--->	
	Number of Claims	Amount	Number of Claims	Amount	Number of Claims	Amount
Professional Development, Mentors & Buddies	10	\$ 1,640.00	4	\$ 574.00	14	\$ 2,214.00
Lunchroom Duties	216	\$ 54,301.26	196	\$ 37,473.61	412	\$ 91,774.87
Classroom Supervision Duties by Teachers	125	\$ 8,152.13	130	\$ 11,952.44	255	\$ 20,104.57
Classroom Supervision Duties by TA's			2	\$ 206.50	2	\$ 206.50
Homebound Tutoring	15	\$ 5,916.00	20	\$ 11,194.00	35	\$ 17,110.00
Planning & Collaboration - CRRSA ESSER 2					0	\$ -
Budget Substitute Teachers	116	\$ 50,898.00	104	\$ 39,003.00	220	\$ 89,901.00
Grant Substitute Teachers	37	\$ 11,587.50	45	\$ 10,500.00	82	\$ 22,087.50
IEP Writing/ICT Coaching					0	\$ -
Permanent Substitute Teachers*	39	\$ 54,075.00	38	\$ 40,350.00	77	\$ 94,425.00
Substitute Teacher Assistant	1	\$ 110.00	2	\$ 220.00	3	\$ 330.00
SCEP Building Substitute/Title I Improvements					0	\$ -
TA Toileting Responsibilities			20	\$ 4,614.15	20	\$ 4,614.15
Curriculum Writing	1	\$ 43.50			1	\$ 43.50
Alternative High School/After School Extra Help	24	\$ 29,008.72	25	\$ 17,797.51	49	\$ 46,806.23
PASS Program					0	\$ -
Extra Period	5	\$ 6,373.44	3	\$ 3,476.70	8	\$ 9,850.14
Parent/Student Meeting, ENL Academy/BIN Night - Title III	6	\$ 430.00	1	\$ 43.00	7	\$ 473.00
Kindergarten Dial Screening					0	\$ -
Empowering Minds/AM Supervision - Title IV					0	\$ -
Common Planning & Dual Certification	22	\$ 3,464.00	14	\$ 1,830.00	36	\$ 5,294.00
Summer Work	1	\$ 3,521.70			1	\$ 3,521.70
Crisis Prevention					0	\$ -
SEAL of Biliteracy- Title IV					0	\$ -
Universal Pre-K					0	\$ -
EXTRA CURRICULAR						
Regular Chaperones	48	\$ 8,595.27	18	\$ 1,935.00	66	\$ 10,530.27
Intramural Activities Chaperones			3	\$ 1,290.00	3	\$ 1,290.00
Athletic Chaperones	39	\$ 14,751.75	12	\$ 5,627.00	51	\$ 20,378.75
Score Keeper & Timers	5	\$ 3,220.00	6	\$ 1,805.00	11	\$ 5,025.00
Coaching	23	\$ 33,538.54	57	\$ 164,410.26	80	\$ 197,948.80
Coaching - Post Season			2	\$ 3,264.00	2	\$ 3,264.00
Music & Art	1	\$ 2,108.00	11	\$ 6,163.00	12	\$ 8,271.00
Clubs					0	\$ -
Regents/AP/PSAT/SAT Proctor	23	\$ 5,528.00			23	\$ 5,528.00
Bilingual Night					0	\$ -

<---Week ending 11/09--->		<---Week ending 11/24--->		<-----Monthly Totals----->	
Number of Claims	Amount	Number of Claims	Amount	Number of Claims	Amount
HEALTH SERVICES					
Nurses Retirements (Sick and/or Vacation Time)				0	\$ -
Nurses Uniforms				0	\$ -
Nurses Physicals	5	\$ 3,747.17		5	\$ 3,747.17
Part-time Nurses	2	\$ 3,325.88	2	\$ 3,008.03	\$ 6,333.91
Sports Nurses	6	\$ 1,115.80	2	\$ 328.45	\$ 1,444.25
Health Aides	16	\$ 17,619.17	15	\$ 16,136.26	\$ 33,755.43
Substitute Nurses	3	\$ 2,035.00	5	\$ 1,630.00	\$ 3,665.00
INSTRUCTIONAL AIDES					
Kindergarten Aides	23	\$ 14,272.87	23	\$ 13,717.67	\$ 27,990.54
ESL Aides	2	\$ 1,158.92	2	\$ 1,052.19	\$ 2,211.11
Science Aides	6	\$ 8,372.65	6	\$ 8,190.72	\$ 16,563.37
Special Education Aides	61	\$ 48,238.92	85	\$ 48,352.17	\$ 96,591.09
Special Education Aides Covid Pay			1	\$ 270.90	\$ 270.90
Attendance Aides	5	\$ 2,822.55	5	\$ 2,985.30	\$ 5,807.85
Computer Aides *grant funded	10	\$ 18,653.63	11	\$ 18,198.00	\$ 36,851.63
Library Aides	11	\$ 7,923.46	11	\$ 7,659.64	\$ 15,583.10
SUBSTITUTE AIDES					
Clerical Aides	14	\$ 3,064.00	8	\$ 2,336.00	\$ 5,400.00
Kindergarten Aides	2	\$ 776.00	3	\$ 496.00	\$ 1,272.00
Special Education Aides	14	\$ 1,926.84	11	\$ 1,882.13	\$ 3,808.97
Attendance Aides				0	\$ -
Health Aides	3	\$ 461.85	1	\$ 288.00	\$ 749.85
Computer Aides				0	\$ -
Library Aides				0	\$ -
CSEA					
Salary Adjustments				0	\$ -
CSEA Resignation (Payouts for Vacation Days)				0	\$ -
CSEA Retro Payments to Hourly Employees				0	\$ -
CSEA Retirements (Sick and/or Vacation Time)				0	\$ -
PLANT & FACILITIES					
Custodial Night Differential	40	\$ 5,112.83	43	\$ 4,645.35	\$ 9,758.18
Custodial Night Differential OT	7	\$ 43.32	15	\$ 136.36	\$ 179.68
Custodial Overtime	27	\$ 4,337.95	21	\$ 4,153.53	\$ 8,491.48
Custodial Acting Job Differential	7	\$ 1,199.67	9	\$ 1,014.72	\$ 2,214.39
Custodial Acting Job Differential OT				0	\$ -
Part Time Custodians	38	\$ 20,651.98	38	\$ 20,152.15	\$ 40,804.13
Substitute Custodians	20	\$ 6,156.00	17	\$ 5,224.00	\$ 11,380.00
Maintenance Workers Night Differential	5	\$ 96.12	5	\$ 93.58	\$ 189.70
Maintenance Workers Night Differential OT	2	\$ 34.05	4	\$ 75.77	\$ 109.82
Maintenance Workers Overtime	11	\$ 6,142.36	7	\$ 2,568.99	\$ 8,711.35
Maintenance Acting Job Differential				0	\$ -
Maintenance Acting Job Differential OT				0	\$ -

<---Week ending 11/09--->						<---Week ending 11/24--->		<---Monthly Totals--->			
Number of Claims		Amount		Number of Claims		Amount		Number of Claims		Amount	
FOOD SERVICE											
Full Time Food Service Workers		11	\$ 18,446.78	11	\$ 16,844.10	22	\$ 35,290.88				
Food Service Overtime						0	\$ -				
Food Service Acting Diff		8	\$ 1,329.00	5	\$ 909.00	13	\$ 2,238.00				
Part Time Food Service Workers		47	\$ 31,718.34	51	\$ 30,632.44	98	\$ 62,350.78				
Part Time Food Service Workers Covid Pay		2	\$ 368.89			2	\$ 368.89				
Substitute Food Service		7	\$ 2,203.59	6	\$ 2,111.75	13	\$ 4,315.34				
Lunchroom Aides		14	\$ 6,951.79	14	\$ 6,731.04	28	\$ 13,682.83				
Substitute Lunchroom Aides						0	\$ -				
TRANSPORTATION											
Bus Drivers		6	\$ 9,942.65	6	\$ 8,832.45	12	\$ 18,775.10				
Bus Drivers Overtime		6	\$ 3,337.19	0	\$ 769.25	6	\$ 4,106.44				
Bus Aides		29	\$ 19,332.51	32	\$ 19,216.65	61	\$ 38,549.16				
Substitute Bus Aides						0	\$ -				
SECURITY											
Security Guards Normal Duty		95	\$ 100,469.52	105	\$ 97,943.27	200	\$ 198,412.79				
Security Guards OT		15	\$ 3,120.20	7	\$ 943.31	22	\$ 4,063.51				
Before and After School Childcare Security		19	\$ 4,450.50	16	\$ 3,569.01	35	\$ 8,019.51				
Before and After School Childcare Security OT		1	\$ 193.50	2	\$ 177.38	3	\$ 370.88				
Adult Education Security		1	\$ 516.00	1	\$ 516.00	2	\$ 1,032.00				
Sporting Events Security		10	\$ 1,859.75	2	\$ 838.50	12	\$ 2,698.25				
Sporting Events Security OT		11	\$ 2,241.38			11	\$ 2,241.38				
Community Schools Security		2	\$ 1,956.50	2	\$ 1,623.25	4	\$ 3,579.75				
Greeters		25	\$ 15,787.47	25	\$ 14,081.20	50	\$ 29,868.67				
Greeters Covid Pay				1	\$ 244.05	1	\$ 244.05				
Substitute Greeters		1	\$ 318.94	1	\$ 63.00	2	\$ 381.94				
MISCELLANEOUS											
Adult Education		1	\$ 1,530.00	1	\$ 1,530.00	2	\$ 3,060.00				
Before and After School Childcare		42	\$ 30,142.53	42	\$ 24,074.37	84	\$ 54,216.90				
Election Inspectors						0	\$ -				
Other Overtime Claims		11	\$ 1,091.62	4	\$ 565.91	15	\$ 1,657.53				
Driver's Education						0	\$ -				
Proctors		12	\$ 2,225.00			12	\$ 2,225.00				
Interim Employees						0	\$ -				
Lavatory Aides		26	\$ 15,010.63	26	\$ 13,836.32	52	\$ 28,846.95				
Miscellaneous Claims		1	\$ 636.72	1	\$ 636.72	2	\$ 1,273.44				
TOTAL CLAIMS		1461	\$ 697,657.80	1386	\$ 734,664.05	2847	\$ 1,432,321.85				

*totals for permanent substitutes are comprised from those paid through the budget as well as through federal grants

**OFFICE OF BUSINESS ADMINISTRATION
INTERNAL CLAIMS AUDITOR MONTHLY REPORT**

Payroll Adjustments and Summaries – November 2023

Manual Checks & Non-cash Sick Pay:

Payroll Week Ending	Reference Number Sequence	Number of Claims	Gross Pay	FICA Withholding - Employer Share	Medicare Withholding - Employer Share
11/09/23	5154	1	\$ 254.02	\$ 15.75	\$ 3.68
11/22/23					
TOTALS		1	\$ 254.02	\$ 15.75	\$ 3.68

Voided Checks:

Payroll Week Ending	Check Number(s)	Number of Claims	Gross Pay	Net Pay	Reason(s)
11/09/23	962590	1	\$ 585.90	\$ 531.73	account closed
11/22/23					
TOTALS		1	\$ 585.90	\$ 531.73	

Payroll Summaries:

Payroll Week Ending	Number of Checks	Check Sequence	Gross Payment
11/09/23	1,702	962702-964401	\$ 4,632,122.44
11/22/23	1,721	964402-966122	\$ 4,650,111.07

I have verified the accuracy of the payroll adjustments required to record disability taxes from each payroll during the month of November as noted above. I have also reviewed and accounted for all checks that were voided during the month. All check sequences for payroll transactions have been properly reconciled.


Claims Auditor

**OFFICE OF BUSINESS ADMINISTRATION
INTERNAL CLAIMS AUDITOR MONTHLY REPORT**

Substitute Teachers, Paid from the Budget – November 2023

I have tallied the claims from each payroll during the month of November as noted below:

Adriane Brower
Claims Auditor

	<---Week ending 11/10--->		<---Week ending 11/24--->		<-----Monthly Totals----->	
	Number of Claims	Number of Sub Days	Number of Claims	Number of Sub Days	Number of Claims	Number of Sub Days
ELEMENTARY SCHOOL BUILDINGS						
Barton	6	15.0	7	16.0	13	31.0
Bay	6	15.5	3	12.0	9	27.5
Canaan	15	38.0	7	20.0	22	58.0
Eagle	9	24.0	7	20.0	16	44.0
Medford	9	17.5	5	7.0	14	24.5
River	7	11.0	7	9.5	14	20.5
Tremont	10	39.0	7	28.0	17	67.0
MIDDLE SCHOOL BUILDINGS						
Oregon	6	17.0	17	38.0	23	55.0
Saxton	12	46.0	10	28.0	22	74.0
South Ocean	15	39.5	5	8.5	20	48.0
HIGH SCHOOL BUILDING						
Patchogue-Medford H.S.	21	78.5	29	77.5	50	156.0
TOTAL CLAIMS	116	341.0	104	264.5	220	605.5

OFFICE OF BUSINESS ADMINISTRATION
INTERNAL CLAIMS AUDITOR MONTHLY REPORT

Substitute Teachers, Paid from Grants – November 2023

Adrienne Brower
Claims Auditor

I have tallied the claims from each payroll during the month of November as noted below:

		<---Week ending 11/10--->		<---Week ending 11/24--->		<-----Monthly Totals----->	
ELEMENTARY SCHOOL BUILDINGS		Number of Claims	Number of Sub Days	Number of Claims	Number of Sub Days	Number of Claims	Number of Sub Days
Barton		4	11.0	6	10.0	10	21.0
Bay		5	9.0	2	5.0	7	14.0
Canaan		4	4.0	3	2.5	7	6.5
Eagle		3	9.5	3	3.0	6	12.5
Medford		2	6.0	2	7.5	4	13.5
River		5	11.5	4	9.5	9	21.0
Tremont		2	1.0	1	0.5	3	1.5
MIDDLE SCHOOL BUILDINGS							
Oregon		4	4.5	2	1.0	6	5.5
Saxton		2	1.5	8	6.0	10	7.5
South Ocean		1	8.5	3	6.0	4	14.5
HIGH SCHOOL BUILDING							
Patchogue-Medford H.S.		5	11.0	11	19.0	16	30.0
TOTAL CLAIMS		37	77.5	45	70.0	82	147.5

**OFFICE OF BUSINESS ADMINISTRATION
INTERNAL CLAIMS AUDITOR MONTHLY REPORT**

Custodial Overtime – November 2023

I have tallied the claims from each payroll during the month of November noted below:

Adriane Brower
Claims Auditor

	<---Week ending 11/10--->		<---Week ending 11/24--->		<---Monthly Totals--->	
	Number of Claims	Amount	Number of Claims	Amount	Number of Claims	Amount
ELEMENTARY SCHOOL BUILDINGS						
Barton	2	\$ 380.25	1	\$ 75.05	3	\$ 455.30
Bay	1	\$ 39.51			1	\$ 39.51
Canaan	3	\$ 382.14	3	\$ 313.30	6	\$ 695.44
Eagle	3	\$ 671.22	3	\$ 409.29	6	\$ 1,080.51
Medford	2	\$ 198.65			2	\$ 198.65
River	2	\$ 77.45	2	\$ 404.61	4	\$ 482.06
Tremont	1	\$ 386.95	3	\$ 882.49	4	\$ 1,269.44
MIDDLE SCHOOL BUILDINGS						
Oregon	1	\$ 38.36	2	\$ 227.79	3	\$ 266.15
Saxton	1	\$ 103.95	2	\$ 127.36	3	\$ 231.31
South Ocean	2	\$ 152.59	1	\$ 291.74	3	\$ 444.33
HIGH SCHOOL BUILDING						
Patchogue-Medford H.S.	9	\$ 1,906.88	4	\$ 1,421.90	13	\$ 3,328.78
PLANT AND FACILITIES						
Maintenance Workers	6	\$ 3,660.39	4	\$ 1,156.64	10	\$ 4,817.03
Truck Drivers	2	\$ 751.33			2	\$ 751.33
Groundskeepers	3	\$ 1,730.64	3	\$ 1,412.35	6	\$ 3,142.99
TOTAL CLAIMS	38	\$ 10,480.31	28	\$ 6,722.52	66	\$ 17,202.83

INTERNAL CLAIMS AUDITOR MONTHLY REPORT

Cash Disbursements - November 2023

Fund	Warrant Number	Warrant Date	Number of Claims	Warrant Amount	Check Sequence	Number of Discrepancies	Description of Discrepancies	Discrepancies Amount	Check Number(s)
A	44	11/1/2023	126	\$ 3,492,244.15	250879-251004	0	none	\$ -	-
C	16	11/1/2023	14	\$ 26,883.12	251005-251018	0	none	\$ -	-
F	14	11/1/2023	2	\$ 353,593.19	251019-251020	0	none	\$ -	-
H	9	11/1/2023	1	\$ 17,957.85	251021	0	none	\$ -	-
PC	45	11/1/2023	3	\$ 417,524.11	251022-251024	0	none	\$ -	-
A	49	11/7/2023	108	\$ 302,218.57	251025-251132	1	confirming PO	\$ 1,000.00	251059
C	17	11/7/2023	10	\$ 18,448.07	251133-251142	0	none	\$ -	-
F	6	11/7/2023	6	\$ 59,730.16	251143-251147	0	none	\$ -	-
H	10	11/7/2023	1	\$ 28,943.83	251148	0	none	\$ -	-
PC	48	11/8/2023	8	\$ 25,462.73	251149-251156	0	none	\$ -	-
A	50	11/14/2023	130	\$ 548,679.91	251157-251272, 251296*	2	3 confirming PO's, 1 void: wrong vendor name	\$ 12,778.37	251182, 251241, 251247, 251266
C	18	11/14/2023	16	\$ 20,518.74	251273-251287	0	none	\$ -	-
F	16	11/14/2023	7	\$ 191,050.63	251288-251294	0	none	\$ -	-
H	11	11/14/2023	1	\$ 14,098.00	251295	0	none	\$ -	-
A	53	11/20/2023	98	\$ 1,060,647.24	251297-251394	1	confirming PO's	\$ 407.25	251366, 251382
C	19	11/20/2023	10	\$ 54,745.33	251395-251404	0	none	\$ -	-
F	17	11/20/2023	4	\$ 164,279.54	251405-251408	0	none	\$ -	-
PC	51	11/21/2023	6	\$ 37,914.43	251409-251414	0	none	\$ -	-
A	54	11/28/2023	101	\$ 3,051,146.40	251415-251515	1	confirming PO	\$ 5,438.55	251429
C	20	11/28/2023	14	\$ 44,242.21	251516-251529	0	none	\$ -	-
F	18	11/28/2023	2	\$ 1,990.56	251530-251531	0	none	\$ -	-
H	12	11/28/2023	2	\$ 27,396.50	251532-251533	0	none	\$ -	-
PC	56	11/28/2023	11	\$ 501,876.80	251534-251544	0	none	\$ -	-
	653		681	\$ 10,461,592.07		5		\$ 19,624.17	

*break in check numbers

Voided Checks:

Fund	Check Date	Void Date	Check Number	Reason
F	10/17/23	11/07/23	250692	overpayment
A	09/27/22	11/14/23	237206	lost
A	03/07/23	11/14/23	240849	lost
A	03/07/23	11/14/23	240905	lost
A	03/21/23	11/14/23	241679	lost
A	05/02/23	11/14/23	242443	lost
A	05/09/23	11/14/23	242593	lost
A	05/16/23	11/14/23	242748	lost
A	05/23/23	11/14/23	242881	lost
A	05/23/23	11/14/23	242935	lost
A	06/27/23	11/14/23	244039	lost
A	07/18/23	11/14/23	244346	lost
A	09/28/23	11/14/23	245478	lost
A	10/03/23	11/14/23	250343	deposit error
A	11/14/23	11/14/23	251247	incorrect vendor name

Summary:

Discrepancy Occurrence	0.73%
Void Occurrence	2.20%

Notes:

I have audited the cash disbursements from each warrant during the month of November as noted above. Pursuant to my duties as Claims Auditor, I have verified all expenditures to be legitimate and in accordance with Board Policy # 3434. I have reconciled all checks for the month and verified the check sequence to be accurate. All warrants have been accounted for and there are no gaps in the number sequence.


 Claims Auditor

OFFICE OF BUSINESS ADMINISTRATION
INTERNAL CLAIMS AUDITOR MONTHLY REPORT

Worker's Compensation - November 2023

Warrant Date	Number of Claims	Amount	Check Sequence	Number of Discrepancies	Description of Discrepancies	Discrepancy Amount	Check Number(s)
11/1/2023	20	\$ 52,441.15	34938-34957	2	voids: duplicates	\$ 180.00	34940, 34941
11/2/2023	4	\$ 3,600.08	34958-34961	0	none	\$ -	
11/7/2023	1	\$ 4,684.43	34962	0	none	\$ -	
11/8/2023	15	\$ 3,506.41	34963-34977	0	none	\$ -	
11/9/2023	13	\$ 6,310.94	34978-34990	0	none	\$ -	
11/15/2023	11	\$ 6,308.67	34991-35001	0	none	\$ -	
11/16/2023	4	\$ 3,600.08	35002-35005	0	none	\$ -	
11/17/2023	2	\$ 822.00	35006-35007	0	none	\$ -	
11/21/2023	12	\$ 3,760.39	35008-35019	0	none	\$ -	
11/27/2023	10	\$ 4,199.88	35020-35029	0	none	\$ -	
11/29/2023	8	\$ 8,882.23	35030-35037	0	none	\$ -	
11/30/2023	6	\$ 3,701.78	35038-35043	0	none	\$ -	
TOTALS	106	\$ 101,818.04		2		\$ 180.00	

Voided Checks:

Check Date	Voided Date	Check Number	Reason
11/01/23	11/1/2023	34940	duplicate
11/01/23	11/1/2023	34941	duplicate

Summary:

Discrepancy Occurrence	1.89%
Void Occurrence	1.89%

I have audited the worker's compensation cash disbursements from each warrant during the month of November as noted above.

Adriane Brower
Claims Auditor

**OFFICE OF BUSINESS ADMINISTRATION
INTERNAL CLAIMS AUDITOR MONTHLY REPORTS**

Fund Transfer Audit - Wire Authorizations for the Month of November, 2023

I have audited the wire authorizations of fund transfers for the month of November as noted below:


Claims Auditor

Bank	Account	Number of Deposits	Deposit Total	Discrepancies	Number of Disbursements	Disbursements Total	Discrepancies
Capital One	Capital Fund				4	\$ 88,396.18	None
	Capital Investment						
	Debt Service Fund						
	Debt Service Investment						
	Disbursement	18	\$ 9,176,635.42	None			
	General Fund	5	\$ 18,104,508.25	None	23	\$ 20,081,161.03	None
	Money Market	1	\$ 50,000.00	None	2	\$ 13,000,000.00	None
	General / Child Care				1	\$ 50,000.00	None
	Payroll	2	\$ 5,941,257.40	None	2	\$ 5,900,155.96	None
	Food Service	1	\$ 1,067,221.71	None	7	\$ 300,720.59	None
Chase	Special Aid	3	\$ 1,300,000.00	None	7	\$ 1,127,842.10	None
	Payroll Clearing	8	\$ 9,941,998.64	None	18	\$ 9,332,643.35	None
	Capital Investment						
	General Investment						
Capital One	Workers Compensation	10	\$ 106,831.22	None			
	Clearing						
	Capital Investment						
	General Investment						
Flushing Bank	Clearing						
	Capital Investment	1	\$ 12,724,560.12	None			
	General Investment				1	\$12,724,560.12	None
Hanover	General Investment				1	\$ 5,000,000.00	None
TOTALS		49	\$58,413,012.76		66	\$67,605,479.33	

Each wire transaction has been reconciled against the corresponding bank statements and verified to be accurate in accordance with Board Policy # 3471.

OFFICE OF BUSINESS ADMINISTRATION
PATCHOGUE-MEDFORD SCHOOLS
241 South Ocean Avenue
Patchogue, NY 11772-3787
(631) 687-6330

TO: Patchogue-Medford Board of Education

FROM: Adriane Brower, Internal Claims Auditor

A. Brower

DATE: December 13, 2023

RE: nVision Audit Reports

I have reviewed the Payroll Change Analysis Report for the month of November 2023. All changes made by the Payroll Department are reasonable.

I have reviewed the Audit Analysis Report for the month of November 2023. All changes are reasonable.

I have reviewed the Login/Logout Audit Report for the randomly selected date of November 15, 2023. All users are authorized.

I will keep the Board and the Business Office informed of any unusual activity.

cc: F. Mазzie

OFFICE OF BUSINESS ADMINISTRATION
PATCHOGUE-MEDFORD SCHOOLS
241 South Ocean Avenue
Patchogue, NY 11772-3787
(631) 687-6330

TO: Patchogue-Medford Board of Education
FROM: Adriane Brower, Internal Claims Auditor *a. Brower*
DATE: December 13, 2023
RE: Firewall Activity Report

I have reviewed the monthly firewall activity report for the month of November 2023.

The individuals and/or companies that have accessed our network remotely have been compared against an authorized user list to ensure that each had the District's permission to do so, in accordance with Board policy # 4411.

In addition, I have reviewed the dates that each has accessed the network and determined that there was no evidence of any abnormal activity.

IT confirmed that staff was authorized to work on Sunday, November 5th.

I will keep the Board and the Business Office informed of any suspicious activity.

cc: F. Mazzie

CASH FLOW PROJECTION

PATCHOGUE-MEDFORD UNION FREE SCHOOL DISTRICT
Projected Cash Flow Report for the Year Ending June 30, 2024

Month	July	August	September	October	November	December	January	February	March	April	May	June	
Revenues													
Property Taxes	0.00	51,664.67	0.00	0.00	0.00	0.00	50,000,000.00	15,000,000.00	2,000,000.00	1,000,000.00	20,000,000.00	24,405,799.00	112,457,463.67
Library Taxes	0.00	4,157.48	0.00	0.00	0.00	0.00	4,000,000.00	1,200,000.00	200,000.00	100,000.00	1,500,000.00	1,835,770.00	8,839,927.48
STAR Aid	0.00	0.00	0.00	0.00	0.00	0.00	10,500,000.00	0.00	0.00	0.00	0.00	0.00	10,500,000.00
State Aid	520,220.08	2,153,767.26	11,740,819.86	1,476,095.75	1,879,221.22	7,812,000.00	12,000,000.00	500,000.00	26,000,000.00	6,000,000.00	15,000,000.00	14,632,541.00	99,714,665.17
Note Proceeds, TANS	0.00	0.00	46,278,300.00	0.00	0.00	0.00	0.00	0.00	0.00	0.00	0.00	0.00	46,278,300.00
Other Revenues	1,418,677.61	281,286.66	300,574.02	303,004.34	353,606.46	625,000.00	950,000.00	1,175,000.00	705,000.00	390,000.00	960,000.00	575,000.00	8,037,149.09
Total Revenues	\$1,938,897.69	\$2,490,876.07	\$58,319,693.88	\$1,779,100.09	\$2,232,827.68	\$8,437,000.00	\$77,450,000.00	\$17,875,000.00	\$28,905,000.00	\$7,490,000.00	\$37,460,000.00	\$41,449,110.00	285,827,505.41
Total Interfund Transfers and Investments	\$8,961,015.14	\$1,656,821.69	\$3,436,967.90	\$1,137,675.83	\$2,683,368.40	\$1,455,000.00	\$1,100,000.00	\$850,000.00	\$2,350,000.00	\$950,000.00	\$850,000.00	\$1,750,000.00	27,180,848.96
Total Revenues & Interfund Transfers	10,899,912.83	4,147,697.76	61,756,661.78	2,916,775.92	4,916,196.08	9,892,000.00	78,550,000.00	18,725,000.00	31,255,000.00	8,440,000.00	38,310,000.00	43,199,110.00	313,008,354.37
Disbursements													
Public Library	0.00	1,544,725.62	1,544,295.00	0.00	1,544,295.00	772,147.00	772,148.00	772,147.00	772,148.00	772,147.00	1,544,295.00	0.00	10,038,347.62
Wires to Debt Service Account	0.00	0.00	6,226,462.50	0.00	0.00	707,681.00	0.00	0.00	355,688.00	0.00	0.00	3,167,681.00	10,457,512.50
Wires for Interest Payment	0.00	0.00	0.00	0.00	0.00	0.00	0.00	0.00	0.00	0.00	0.00	0.00	0.00
Wires for TANS Payment	0.00	0.00	0.00	0.00	0.00	0.00	0.00	0.00	0.00	0.00	0.00	46,000,000.00	46,000,000.00
Operating Expenses	8,560,171.27	17,647,062.82	18,410,964.22	16,398,315.11	32,523,161.14	25,792,190.00	18,445,521.00	19,060,021.00	23,221,021.00	18,248,521.00	18,847,021.00	42,069,271.00	259,223,240.56
Total Disbursements	8,560,171.27	19,191,788.44	26,181,721.72	16,398,315.11	34,067,456.14	27,272,018.00	19,217,669.00	19,832,168.00	24,348,857.00	19,020,668.00	20,391,316.00	91,236,952.00	325,719,100.68
Total Disbursements & Interfund Transfers	8,560,171.27	19,191,788.44	26,181,721.72	16,398,315.11	34,067,456.14	27,272,018.00	19,217,669.00	19,832,168.00	24,348,857.00	19,020,668.00	20,391,316.00	91,236,952.00	325,719,100.68
Beginning Month Balance	37,917,586.17	40,257,327.73	25,213,237.05	60,788,177.11	47,306,637.92	18,155,377.86	775,359.86	60,107,690.86	59,000,522.86	65,906,665.86	55,325,997.86	73,244,681.86	
Total Revenues & Interfund Transfers	10,899,912.83	4,147,697.76	61,756,661.78	2,916,775.92	4,916,196.08	9,892,000.00	78,550,000.00	18,725,000.00	31,255,000.00	8,440,000.00	38,310,000.00	43,199,110.00	
Total Disbursements & Interfund Transfers	8,560,171.27	19,191,788.44	26,181,721.72	16,398,315.11	34,067,456.14	27,272,018.00	19,217,669.00	19,832,168.00	24,348,857.00	19,020,668.00	20,391,316.00	91,236,952.00	
Ending Month Balance	\$40,257,327.73	\$25,213,237.05	\$60,788,177.11	\$47,306,637.92	\$18,155,377.86	\$775,359.86	\$60,107,690.86	\$59,000,522.86	\$65,906,665.86	\$55,325,997.86	\$73,244,681.86	\$25,206,839.86	
Balances at End of Month													
General Operating Accounts	6,661,593.41	4,471,257.85	13,713,548.24	2,141,383.94	3,584,378.89	0.00	0.00	0.00	0.00	0.00	0.00	0.00	0.00
General Investment Accounts	33,595,734.32	20,741,979.20	47,074,628.87	45,165,253.98	14,570,998.97	0.00	0.00	0.00	0.00	0.00	0.00	0.00	0.00
Total End of Month Balances	\$40,257,327.73	\$25,213,237.05	\$60,788,177.11	\$47,306,637.92	\$18,155,377.86	\$0.00	\$0.00	\$0.00	\$0.00	\$0.00	\$0.00	\$0.00	\$0.00

EXTRA CLASSROOM ACTIVITY FUND

PATCHOGUE - MEDFORD SCHOOLS

EXTRA CLASSROOM ACTIVITY FUND

CENTRAL TREASURER'S REPORT

November 30, 2023

Account	Balance 11/1/2023	Receipts	Balance	Payments	Balance 11/30/2023
101 Class of 2027	231.31	250.00	481.31	0.00	481.31
102 Class of 2025	7,906.42	0.00	7,906.42	0.00	7,906.42
103 Class of 2024	10,252.63	0.00	10,252.63	0.00	10,252.63
104 Class of 2017	1,037.18	0.00	1,037.18	0.00	1,037.18
105 Class of 2020	8,511.30	0.00	8,511.30	0.00	8,511.30
106 PMHS Store	4,302.39	1,980.00	6,282.39	712.22	5,570.17
108 General Interest	3,449.53	0.00	3,449.53	0.00	3,449.53
109 Class of 2023	2,411.27	0.00	2,411.27	0.00	2,411.27
110 Class of 2026	1,411.68	270.00	1,681.68	1,648.20	33.48
111 PMHS Student Rec	7,328.22	0.00	7,328.22	136.72	7,191.50
112 Photo Club	23.51	0.00	23.51	0.00	23.51
114 G.O. Executive	12,937.22	100.00	13,037.22	100.00	12,937.22
115 Virtual Enterprise	1,686.29	0.00	1,686.29	0.00	1,686.29
116 Anchor Club	318.98	0.00	318.98	228.99	89.99
117 PMHS Band	3,855.19	0.00	3,855.19	0.00	3,855.19
118 Tri Music	3,205.75	0.00	3,205.75	0.00	3,205.75
119 PMHS Chorus	3,530.55	0.00	3,530.55	0.00	3,530.55
120 DECA	1,419.26	355.00	1,774.26	1,575.00	199.26
121 FBLA	0.24	460.00	460.24	0.00	460.24
123 French Honor	685.36	0.00	685.36	0.00	685.36
124 Natl Honor Soc	563.29	0.00	563.29	0.00	563.29
125 Leo Club	0.96	0.00	0.96	0.00	0.96
126 Key Club	3,352.76	1,710.00	5,062.76	82.51	4,980.25
127 Natl Hist Honor	175.15	0.00	175.15	0.00	175.15
128 Natl Art Honors	946.08	0.00	946.08	0.00	946.08
130 Red & Black	655.17	0.00	655.17	0.00	655.17
133 PMHS Orchestra	167.31	0.00	167.31	0.00	167.31
134 Social Studies	2,041.65	0.00	2,041.65	275.17	1,766.48
136 Math Club	117.37	0.00	117.37	0.00	117.37
137 Var Cheerleaders	79.90	0.00	79.90	0.00	79.90
138 Spanish Honor	1,439.80	0.00	1,439.80	0.00	1,439.80
141 Bay Elem G.O.	18,249.71	0.00	18,249.71	0.00	18,249.71
143 Medford Elem	7,664.98	1,799.00	9,463.98	936.00	8,527.98
150 Interact	2,130.64	0.00	2,130.64	600.00	1,530.64
152 River GO	1,347.99	0.00	1,347.99	0.00	1,347.99
154 Tremont G.O.	3,510.40	0.00	3,510.40	0.00	3,510.40
162 Barton G.O.	5,653.61	0.00	5,653.61	0.00	5,653.61
175 Saxton Library	1,448.25	0.00	1,448.25	0.00	1,448.25
176 Sax NJHS	1,665.27	0.00	1,665.27	149.23	1,516.04
178 Sax SSGO	778.91	431.64	1,210.55	149.22	1,061.33
181 Sax Musical	8,510.16	0.00	8,510.16	0.00	8,510.16
183 Sax Yearbook	2,869.84	0.00	2,869.84	0.00	2,869.84
184 Sax Actors Inc	3,009.79	0.00	3,009.79	0.00	3,009.79
186 Oregon G.O.	110.26	0.00	110.26	0.00	110.26

Account	Balance	Receipts	Balance	Payments	Balance
187 Oreg Production	15,147.01	0.00	15,147.01	0.00	15,147.01
188 Oregon Bean	0.00	602.91	602.91	0.00	602.91
191 Oregon Yearbook	5,398.75	0.00	5,398.75	907.98	4,490.77
193 Oregon Band	1,612.58	0.00	1,612.58	0.00	1,612.58
199 Oregon 8th Grad	7,021.77	0.00	7,021.77	0.00	7,021.77
200 S.O.Student Cou	780.87	1,110.00	1,890.87	5.00	1,885.87
201 S.O. Yearbook	306.01	0.00	306.01	0.00	306.01
203 S.O. School Play	13,919.86	0.00	13,919.86	0.00	13,919.86
208 Eagle G.O.	11,278.66	0.00	11,278.66	124.60	11,154.06
212 Canaan 5th Gr	4,064.09	0.00	4,064.09	0.00	4,064.09
213 Canaan 4th Gr	849.29	0.00	849.29	0.00	849.29
214 Canaan 3rd Gr	1,964.12	0.00	1,964.12	0.00	1,964.12
215 Canaan 2nd Gr	110.62	0.00	110.62	0.00	110.62
216 Canaan 1st Gr	90.39	0.00	90.39	0.00	90.39
217 Oreg Natl Jr Hon	1,874.47	0.00	1,874.47	0.00	1,874.47
220 Ecology	627.85	0.00	627.85	0.00	627.85
221 S.O. Natl Jr Hon	1,639.53	0.00	1,639.53	230.89	1,408.64
222 S.O. 8th Grade	102.37	0.00	102.37	0.00	102.37
233 Oregon Stud Appr.	6,328.41	0.00	6,328.41	602.91	5,725.50
243 Canaan Kinderga	125.78	0.00	125.78	0.00	125.78
250 Canaan G.O.	4,422.63	0.00	4,422.63	0.00	4,422.63
280 PMHS English Hon	3,026.94	0.00	3,026.94	0.00	3,026.94
282 Record	36,748.17	0.00	36,748.17	0.00	36,748.17
294 HS Musical	27,879.30	300.00	28,179.30	685.00	27,494.30
298 Science Club	2,238.45	0.00	2,238.45	0.00	2,238.45
299 HS Dance Team	106.22	0.00	106.22	0.00	106.22
301 Italian Honor Soc	1,855.69	0.00	1,855.69	0.00	1,855.69
302 Corporate Raider	860.13	0.00	860.13	0.00	860.13
303 PMHS Robotics	10,223.21	0.00	10,223.21	0.00	10,223.21
304 Model U.N.	1,675.49	0.00	1,675.49	0.00	1,675.49
314 PMHS GSA	44.78	0.00	44.78	0.00	44.78
318 P.A.C.K.	518.43	0.00	518.43	0.00	518.43
322 SO Student Recog	8,476.76	4,872.00	13,348.76	1,990.00	11,358.76
329 Natl Business HS	471.48	0.00	471.48	0.00	471.48
330 Sax Stud Recog	9,759.10	1,950.62	11,709.72	1,924.96	9,784.76
338 Hispanic Heritage	589.41	0.00	589.41	0.00	589.41
339 AFJROTC	935.81	430.00	1,365.81	247.62	1,118.19
340 Oregon 7th Gr	3,633.81	0.00	3,633.81	0.00	3,633.81
341 Oregon 6th Gr	10,040.13	2,620.00	12,660.13	1,840.90	10,819.23
342 Red Cross	383.15	0.00	383.15	116.38	266.77
344 Intercambio	44.06	0.00	44.06	0.00	44.06
345 ACES	30,445.02	2,765.50	33,210.52	3,546.28	29,664.24
347 Fashion Design	1,151.32	0.00	1,151.32	57.08	1,094.24
348 CTE	180.48	0.00	180.48	0.00	180.48
349 Empowering Minds	312.80	0.00	312.80	0.00	312.80
350 Human Voices Club	0.00	0.00	0.00	0.00	0.00
351 Oregon Peer Med.	1,231.04	0.00	1,231.04	0.00	1,231.04
	371,489.77	22,006.67	393,496.44	18,872.86	374,623.58

SCHOLARSHIP
ACTIVITY
FUND

PATCHOGUE - MEDFORD SCHOOLS

SCHOLARSHIP ACTIVITY FUND

CENTRAL TREASURER'S REPORT

November 30, 2023

Account Title	Balance 11/01/23	Receipts	Balance	Payments	Balance 11/30/23
103 Lions Lomicky	0.00	0.00	0.00	0.00	0.00
105 Roland West	729,631.48	10.46	729,641.94	0.00	729,641.94
106 General Scholar	6,755.06	29.36	6,784.42	0.00	6,784.42
107 Raymond Fell	3,527.02	8.25	3,535.27	0.00	3,535.27
120 F Kweit	35,350.85	80.93	35,431.78	1,000.00	34,431.78
146 Vincent Romeo	6,051.37	14.15	6,065.52	0.00	6,065.52
147 Dr. J.J. Finnerty	4,004.53	9.36	4,013.89	0.00	4,013.89
156 I Bianchi	85,104.00	198.99	85,302.99	0.00	85,302.99
163 M. Campanile	11,460.32	26.80	11,487.12	0.00	11,487.12
165 Al Volkmann	13,219.24	30.91	13,250.15	0.00	13,250.15
170 Joseph Russo	9,446.51	22.08	9,468.59	0.00	9,468.59
172 Marjorie Roe	0.00	0.00	0.00	0.00	0.00
175 Cynthia Quinn	1,656.71	3.88	1,660.59	0.00	1,660.59
178 M. Weisman	218.55	0.52	219.07	0.00	219.07
182 Jeff Warshaw	580.61	1.35	581.96	0.00	581.96
183 Eugene Romeo	105.93	1,100.77	1,206.70	0.00	1,206.70
193 J Semeraro	42,465.32	99.30	42,564.62	0.00	42,564.62
198 J Alarcon	0.00	0.00	0.00	0.00	0.00
200 Meghan Moffit	902.06	2.11	904.17	0.00	904.17
206 A. Fuccillo	41.73	0.10	41.83	0.00	41.83
210 Oregon Middle Schc	2.94	0.01	2.95	0.00	2.95
211 C,K,K MacDonald	822.66	1.92	824.58	0.00	824.58
215 Leroy Jefferson	2,619.89	6.13	2,626.02	0.00	2,626.02
216 J Albertelli	142.78	0.34	143.12	0.00	143.12
217 Saxton Middle S	1,598.29	1,004.04	2,602.33	0.00	2,602.33
222 PMHS Cl of 2007	2,761.22	6.45	2,767.67	0.00	2,767.67
223 Thos C. Hamm	8,990.77	21.02	9,011.79	0.00	9,011.79
224 Sandy Albano	1.48	0.01	1.49	0.00	1.49
226 Domenika Barros	5,854.26	13.68	5,867.94	0.00	5,867.94
228 Kaitlyn Viola	820.19	1.92	822.11	0.00	822.11
230 Marcelo Lucero	10,706.51	25.03	10,731.54	0.00	10,731.54
233 C J Peckham	516.33	1.21	517.54	0.00	517.54
234 Anne K. Swezey	18.10	0.04	18.14	0.00	18.14
239 Robin Garner	16.47	0.04	16.51	0.00	16.51
242 Minerva Villafane	60.59	0.14	60.73	0.00	60.73
243 PMHS Communi	20.82	0.05	20.87	0.00	20.87
244 Terry Leigh	549.46	1.29	550.75	0.00	550.75
246 Suff ASBO	528.14	1.23	529.37	0.00	529.37
248 Lt. M. Murphy	3,195.38	7.47	3,202.85	0.00	3,202.85
249 Daniel Mullins	1,256.35	2.94	1,259.29	0.00	1,259.29
250 Class of 2012	1,086.69	2.35	1,089.04	500.00	589.04
251 Donna Wayne	4,304.64	9.87	4,314.51	500.00	3,814.51
252 Class of 2013	1,551.02	3.62	1,554.64	0.00	1,554.64
254 Bruce Quatrale	515.05	1.20	516.25	0.00	516.25

Account Title	Balance 11/01/23	Receipts	Balance	Payments	Balance 11/30/23
256 J Tortorella	2,038.89	4.62	2,043.51	0.00	2,043.51
257 M LoSchiavo	12.61	0.03	12.64	0.00	12.64
258 Stick It to Cancer	164.46	0.38	164.84	0.00	164.84
260 SCSSA	500.00	0.00	500.00	500.00	0.00
261 Richard W. Quinn	10.29	0.03	10.32	0.00	10.32
262 Cl '76 Brian Degner	106.45	0.25	106.70	0.00	106.70
263 James Dodge	165.76	0.39	166.15	0.00	166.15
264 Medford Multicare	0.00	0.00	0.00	0.00	0.00
265 Robert Defichy	0.00	0.00	0.00	0.00	0.00
266 Joshua Butzke	6,300.53	14.74	6,315.27	0.00	6,315.27
267 Sean P. Dixon	14,316.49	33.28	14,349.77	500.00	13,849.77
268 Dr. Frank Verdone	1,184.96	2.77	1,187.73	0.00	1,187.73
269 Munistat Svcs.	0.00	0.00	0.00	0.00	0.00
272 Corp Raider	1,451.19	3.39	1,454.58	0.00	1,454.58
273 John Papanek	1,000.00	0.00	1,000.00	500.00	500.00
274 Superintendent's	1,000.00	0.00	1,000.00	1,000.00	0.00
275 PHS Cl '70 Mem	500.00	500.00	1,000.00	500.00	500.00
276 Dennis Wustenhoff	370.89	0.87	371.76	0.00	371.76
277 Jordan Brooks	1,538.76	2.73	1,541.49	500.00	1,041.49
278 Lorraine Meyer Cor	0.00	0.00	0.00	0.00	0.00
279 Jason Eric Feldman	0.00	0.00	0.00	0.00	0.00
280 Bob Birk Mem	741.49	1.73	743.22	0.00	743.22
281 Irene Bradley	1,408.83	3.30	1,412.13	0.00	1,412.13
282 PS I Love You-Char	64.15	0.15	64.30	0.00	64.30
283 Class of 2022	9,685.49	22.65	9,708.14	0.00	9,708.14
284 Sean, Riana, Shiwa	3,009.52	7.03	3,016.55	0.00	3,016.55
285 Jeanine Campbell	2,115.33	705.14	2,820.47	0.00	2,820.47
	1,046,147.41	4,054.80	1,050,202.21	5,500.00	1,044,702.21

GENERAL FUND FINANCIAL REPORTS

PATCHOGUE-MEDFORD UFSD

Trial Balance Report From 7/1/2023 - 11/30/2023



Account	Description	Debits	Credits
A 200	CASH	2,999,005.52	0.00
A 200.1	CASH - GENERAL/CHILD CARE	42,323.18	0.00
A 200.4	CASH - CHECKING - PAYROLL CLEARING ACCOUNT (T200)	38,674.78	0.00
A 201	CASH IN TIMED DEPOSITS	1,436,607.41	0.00
A 203	CASH IN TIME DEPOSITS-CHASE	100,604.45	0.00
A 205A	PAYROLL DISBURSEMENT ACCOUNT (T205A)	1,546.22	0.00
A 206	GENERAL FUND MM STERLING BANK	51,663.67	0.00
A 207	GENERAL FUND MM FLUSHING BANK (EMPIRE NB)	2,904,286.75	0.00
A 208	GENERAL FUND MM HANOVER BANK	10,077,836.69	0.00
A 210	PETTY CASH	1,900.00	0.00
A 380	ACCOUNTS RECEIVABLE	212,835.85	0.00
A 3911	DUE FROM SPECIAL AID	5,953,430.25	0.00
A 3915	DUE FROM CAPITAL FUND	58,350.62	0.00
A 3916	DUE FROM WORKERS COMP RESERVE	492,291.88	0.00
A 3917	DUE FROM DEBT SERVICE FUND	39.27	0.00
A 410	STATE & FEDERAL AID RECEIVABLE	1,005,329.00	0.00
A 440	DUE FROM OTHER GOVERNMENTS	148,428.02	0.00
A 510	ESTIMATED REVENUE	231,391,038.00	0.00
A 521	ENCUMBRANCES	147,079,274.36	0.00
A 522	EXPENDITURES	67,229,930.32	0.00
A 599	APPROPRIATED FUND BALANCE	215,921.88	0.00
A 600	ACCOUNTS PAYABLE	0.00	395,459.51
A 601	ACCRUED LIABILITIES	0.00	556.05
A 620	TANS PAYABLE	0.00	46,000,000.00
A 630	DUE TO PUBLIC LIBRARY	4,632,885.00	0.00
A 6302	DUE TO SCHOOL LUNCH FUND	0.00	163,240.00
A 631	DUE TO OTHER GOVERNMENTS	0.00	724,439.72
A 632	DUE TO TEACHERS RETIREMENT	0.00	331,501.19
A 637	DUE TO EMPLOYEES RETIREMENT SYSTEM	0.00	503,048.90
A 687	COMPENSATED ABSENCES	0.00	4,674.51
A 691	DEFERRED REVENUE	0.00	25,072.00
A 718	NYS ERS ARREARS (T218)	0.00	20.12
A 718.4	NYS ERS (T214)	0.00	581.59
A 718.5	NYS ERS LOAN (ERSLN) (T215)	0.00	1.39
A 720.1	TCHRS EMM (BTEMM, BTEMM2) (T217)	0.00	6,420.26
A 720.2	AFLAC (T2162)	0.00	6,983.78
A 720.3	LIFE (BLIFE) (T2173)	0.00	548.72
A 720.4	LEMA (BLEMA, BLEMA2) (T2174)	0.00	174.97
A 720.5	DENTAL-PROF (DV10/12,HPLXA/T,JJNA/T) (T2175)	0.00	33,140.27
A 720.6	HEALTH INS (BHLTHA/ C / T, BHIP) (T2176)	0.00	3,421.32
A 722	FEDERAL WITHHOLDING (w) (T220)	0.00	166.95
A 724.1	CSEA INS, DUESFT, DUESPT (T2401)	0.00	74.67
A 724.85	NYSUT (T850)	0.00	50.00
A 815	UNEMPLOYMENT INSURANCE RESERVE	0.00	53,686.87
A 821	RESERVE FOR ENCUMBRANCES	0.00	147,079,274.36
A 827	RETIREMENT CONTRIBUTION RESERVE	0.00	5,583,325.78

PATCHOGUE-MEDFORD UFSD

Trial Balance Report From 7/1/2023 - 11/30/2023



Account	Description	Debits	Credits
A 828	RETIREMENT CONTRIBUTION RESERVE SUB FUND (TRS)	0.00	1,031,410.23
A 863	INSURANCE RESERVE	0.00	218,425.78
A 867	EMPLOYEE BENEFIT ACCRUED LIABILITY RES	0.00	9,479,398.43
A 878	CAPITAL RESERVE FUND	0.00	105,318.23
A 878.2022	CAPITAL RESERVE FUND (ESTABLISHED 5/17/2022 MAXIMUM \$25,000,000)	0.00	91,885.74
A 889	WORKERS COMPENSATION RESERVE	0.00	1,047,898.81
A 909	FUND BALANCE, UNRESERVED	0.00	5,619,179.18
A 960	APPROPRIATIONS	0.00	231,606,959.88
A 980	REVENUES	0.00	25,957,863.91
A Fund Totals:		476,074,203.12	476,074,203.12
Grand Totals:		476,074,203.12	476,074,203.12

PATCHOGUE-MEDFORD UFSD



Revenue Status Report By Function From 7/1/2023 To 11/30/2023

Account	Description	Budget	Adjustments	Revised Budget	Revenue Earned	Unearned Revenue
<u>A 1001</u>	REAL PROPERTY TAX	127,905,799.00	0.00	127,905,799.00	0.00	127,905,799.00
<u>A 1081</u>	PILOT- PAYMENT IN LIEU OF TAXES	731,148.00	0.00	731,148.00	0.00	731,148.00
<u>A 1090</u>	INT & PENALTIES ON REAL PROPERTY TAXES	5,000.00	0.00	5,000.00	55,822.15	-50,822.15
<u>A 1315</u>	CONTINUING EDUCATION TUITION	165,000.00	0.00	165,000.00	90,625.00	74,375.00
<u>A 1335</u>	OTHER STUDENT FEES / CHARGES	195,000.00	0.00	195,000.00	16,641.30	178,358.70
<u>A 1488</u>	CHILD CARE TUITION - SCHOOL YEAR	864,692.00	0.00	864,692.00	227,823.45	636,868.55
<u>A 1488.CACF.P</u>	CHILD CARE TUITION - SCHOOL YEAR - CACFP	30,000.00	0.00	30,000.00	5,445.33	24,554.67
<u>A 1488.S</u>	CHILD CARE TUITION - SUMMER PROGRAMS	265,000.00	0.00	265,000.00	191,390.12	73,609.88
<u>A 1488.SCAC.FP</u>	CHILD CARE TUITION - SUMMER PROGRAMS - CACFP	5,000.00	0.00	5,000.00	5,810.92	-810.92
<u>A 2230</u>	DAY TUITION OTHER DISTRICTS/FOSTER	150,000.00	0.00	150,000.00	79,855.97	70,144.03
<u>A 2280</u>	HEALTH SERVICES - OTHER DISTRICTS	150,000.00	0.00	150,000.00	0.00	150,000.00
<u>A 2389</u>	OTHER SERVICES OTHER DIST/GOVMT	90,000.00	0.00	90,000.00	12,649.69	77,350.31
<u>A 2401</u>	INTEREST AND EARNINGS	700,000.00	0.00	700,000.00	714,399.49	-14,399.49
<u>A 2410</u>	RENTAL OF REAL PROPERTY/INDIVIDUALS	40,000.00	0.00	40,000.00	6,000.00	34,000.00
<u>A 2413</u>	RENTAL OF REAL PROPERTY/BOCES	45,272.00	0.00	45,272.00	15,501.96	29,770.04
<u>A 2450</u>	COMMISSIONS	17,000.00	0.00	17,000.00	257.44	16,742.56
<u>A 2650</u>	SALE OF SCRAP	0.00	0.00	0.00	695.00	-695.00
<u>A 2670</u>	SALE OF INSTRUCTIONAL SUPPLIES	0.00	0.00	0.00	21,913.58	-21,913.58
<u>A 2680</u>	INSURANCE RECOVERIES	0.00	0.00	0.00	23,074.55	-23,074.55
<u>A 2683</u>	SELF INSURANCE RECOVERIES	127,770.00	0.00	127,770.00	48,125.68	79,644.32
<u>A 2690</u>	OTHER COMPENSATION FOR LOSS	0.00	0.00	0.00	530.00	-530.00
<u>A 2703</u>	REFUND PRIOR YEAR EXPENDITURES	850,000.00	0.00	850,000.00	0.00	850,000.00
<u>A 2705</u>	GIFTS AND DONATIONS/CULTURAL ARTS	50,000.00	0.00	50,000.00	0.00	50,000.00
<u>A 2705.C</u>	GIFTS AND DONATION - OTHER	0.00	0.00	0.00	430.00	-430.00
<u>A 2770</u>	OTHER UNCLASSIFIED REVENUES	550,000.00	0.00	550,000.00	210,420.62	339,579.38
<u>A 2773</u>	E-RATE	175,000.00	0.00	175,000.00	0.00	175,000.00
<u>A 2801</u>	INTERFUND REVENUE	50,000.00	0.00	50,000.00	0.00	50,000.00
<u>A 3101</u>	BASIC FORMULA STATE AID	90,242,205.00	0.00	90,242,205.00	11,481,909.02	78,760,295.98
<u>A 3101.E</u>	EXCESS COST STATE AID	3,886,601.00	0.00	3,886,601.00	0.00	3,886,601.00
<u>A 3102</u>	LOTTERY STATE AID	0.00	0.00	0.00	12,555,192.38	-12,555,192.38
<u>A 3103</u>	BOCES AID	2,184,827.00	0.00	2,184,827.00	0.00	2,184,827.00
<u>A 3104</u>	TUITION AND TRANSPORT/HANDICAPPED	150,000.00	0.00	150,000.00	0.00	150,000.00
<u>A 3260</u>	TEXTBOOK AID	448,667.00	0.00	448,667.00	114,825.00	333,842.00

PATCHOGUE-MEDFORD UFSD



Revenue Status Report By Function From 7/1/2023 To 11/30/2023

Account	Description	Budget	Adjustments	Revised Budget	Revenue Earned	Unearned Revenue
<u>A 3262</u>	COMPUTER SOFTWARE AID	113,774.00	0.00	113,774.00	0.00	113,774.00
<u>A 3262.H</u>	COMPUTER HARDWARE AID	119,713.00	0.00	119,713.00	0.00	119,713.00
<u>A 3263</u>	LIBRARY A/V LOAN PROGRAM AID	46,581.00	0.00	46,581.00	0.00	46,581.00
<u>A 3289.O</u>	OTHER STATE AID	325,000.00	0.00	325,000.00	0.00	325,000.00
<u>A 4601</u>	MEDICAID ASSISTANCE-(f)	500,000.00	0.00	500,000.00	78,525.26	421,474.74
<u>A 5031</u>	INTERFUND TRANSFERS	211,989.00	0.00	211,989.00	0.00	211,989.00
A Totals:		231,391,038.00	0.00	231,391,038.00	25,957,863.91	205,433,174.09
Grand Totals:		231,391,038.00	0.00	231,391,038.00	25,957,863.91	205,433,174.09

PATCHOGUE-MEDFORD UFSD



Appropriation Status Detail Report By Function From 7/1/2023 To 11/30/2023

Account	Description		Budget	Adjustments	Adj. Budget	Expensed	Encumbered	Available
A 1010.4500-90-000	SUPPLIES & MATERIALS		775.00	0.00	775.00	59.95	250.00	465.05
A 1010.4750-90-000	TRAVEL & CONFERENCE		13,800.00	4,900.00	18,700.00	9,856.48	5,441.23	3,402.29
1010	BOARD OF EDUCATION	*	14,575.00	4,900.00	19,475.00	9,916.43	5,691.23	3,867.34
A 1040.1600-90-000	SALARY		103,680.00	2,100.00	105,780.00	42,708.33	63,045.67	26.00
A 1040.4500-90-000	SUPPLIES & MATERIALS		925.00	-400.00	525.00	0.00	304.20	220.80
A 1040.4750-90-000	TRAVEL/CONF		1,850.00	400.00	2,250.00	1,198.49	825.00	226.51
1040	DISTRICT CLERK	*	106,455.00	2,100.00	108,555.00	43,906.82	64,174.87	473.31
A 1060.1630-90-000	ELECTION WORKERS		1,750.00	0.00	1,750.00	0.00	1,750.00	0.00
A 1060.4350-90-000	VOTING MACHINE RENTALS		3,100.00	0.00	3,100.00	0.00	0.00	3,100.00
A 1060.4490-90-000	ELECTION WORKERS		10,250.00	-1,200.00	9,050.00	0.00	0.00	9,050.00
A 1060.4500-90-000	SUPPLIES & MATERIALS		11,460.00	-1,200.00	10,260.00	0.00	0.00	10,260.00
A 1060.4720-90-000	LEGAL ADVERTISEMENTS		5,800.00	0.00	5,800.00	0.00	0.00	5,800.00
A 1060.4900-90-000	BOCES SERVICES		16,016.00	200.00	16,216.00	15,637.13	0.00	578.87
1060	DISTRICT MEETING	*	48,376.00	-2,200.00	46,176.00	15,637.13	1,750.00	28,788.87
10		**	169,406.00	4,800.00	174,206.00	69,460.38	71,616.10	33,129.52
A 1240.1500-90-000	SUPT OF SCHOOLS		289,280.00	8,500.00	297,780.00	120,256.51	177,521.49	2.00
A 1240.1620-90-000	NON INSTRUCTIONAL SALARY		137,120.00	13,600.00	150,720.00	61,028.61	89,633.82	57.57
A 1240.2000-90-000	EQUIPMENT		2,320.00	0.00	2,320.00	0.00	0.00	2,320.00
A 1240.4000-90-000	CONTRACT SERVICES		5,000.00	0.00	5,000.00	263.30	270.58	4,466.12
A 1240.4500-90-000	SUPPLIES & MATERIALS		8,526.00	0.00	8,526.00	1,294.60	1,958.52	5,272.88
A 1240.4750-90-000	TRAVEL-CONFERENCE		5,000.00	0.00	5,000.00	2,026.77	825.00	2,148.23
A 1240.4790-90-000	CONTRACT SERVICES		5,000.00	0.00	5,000.00	0.00	0.00	5,000.00
A 1240.4900-90-000	BOCES SERVICES		5,000.00	0.00	5,000.00	0.00	0.00	5,000.00
1240	CHIEF SCHOOL ADMINISTRATOR	*	457,246.00	22,100.00	479,346.00	184,869.79	270,209.41	24,266.80
12		**	457,246.00	22,100.00	479,346.00	184,869.79	270,209.41	24,266.80
A 1310.1500-90-000	ASSIST SUPT FOR BUSINESS		157,717.00	31,300.00	189,017.00	76,326.92	112,673.08	17.00
A 1310.1610-90-000	ADMINISTRATIVE AIDE		104,940.00	11,200.00	116,140.00	46,881.77	69,206.23	52.00
A 1310.1620-90-000	NON INSTRUCTIONAL SALARY		800,294.00	15,000.00	815,294.00	330,896.61	475,973.94	8,423.45
A 1310.1630-90-000	PART TIME CLERICAL		11,610.00	0.00	11,610.00	2,786.40	8,359.20	464.40
A 1310.2000-90-000	EQUIPMENT		5,000.00	0.00	5,000.00	0.00	0.00	5,000.00
A 1310.4140-90-000	TRAVEL IN DISTRICT		100.00	0.00	100.00	17.88	82.12	0.00
A 1310.4500-90-000	SUPPLIES & MATERIALS		9,710.00	0.00	9,710.00	1,841.64	1,349.87	6,518.49
A 1310.4720-90-000	LEGAL ADVERTISING		5,000.00	0.00	5,000.00	990.60	3,759.40	250.00

PATCHOGUE-MEDFORD UFSD

Appropriation Status Detail Report By Function From 7/1/2023 To 11/30/2023



Account	Description		Budget	Adjustments	Adj. Budget	Expensed	Encumbered	Available
A 1310.4750-90-000	TRAVEL/CONFERENCE		2,325.00	0.00	2,325.00	64.07	250.00	2,010.93
A 1310.4760-90-000	MEMBERSHIPS & SUBSCRIPT		889.00	0.00	889.00	560.00	50.00	279.00
A 1310.4790-90-000	CONTRACT SERVICES		63,378.00	5,500.00	68,878.00	24,918.66	24,921.84	19,037.50
A 1310.4920-90-000	BOCES SERVICES		26,331.00	-6,500.00	19,831.00	10,586.50	5,314.75	3,929.75
1310	BUSINESS ADMINISTRATION	*	1,187,294.00	56,500.00	1,243,794.00	495,871.05	701,940.43	45,982.52
A 1320.1600-90-000	CLAIMS AUDITOR		87,443.00	0.00	87,443.00	35,755.18	47,527.55	4,160.27
A 1320.4420-90-000	AUDITING SERVICES		73,700.00	0.00	73,700.00	9,297.50	63,902.50	500.00
1320	AUDITING	*	161,143.00	0.00	161,143.00	45,052.68	111,430.05	4,660.27
A 1325.1600-90-000	NON-INSTRUCTIONAL SALARIES		5,253.00	200.00	5,453.00	2,185.26	3,225.74	42.00
A 1325.4000-90-000	BOND & NOTE ISSUE EXPENSE		6,834.00	0.00	6,834.00	4,700.00	2,134.00	0.00
A 1325.4500-90-000	SUPPLIES		900.00	0.00	900.00	0.00	238.00	662.00
A 1325.4501-90-000	BANK FEES		315.00	0.00	315.00	0.00	315.00	0.00
A 1325.4750-90-000	TRAVEL/CONFERENCE		250.00	0.00	250.00	0.00	0.00	250.00
1325	TREASURER	*	13,552.00	200.00	13,752.00	6,885.26	5,912.74	954.00
13		**	1,361,989.00	56,700.00	1,418,689.00	547,808.99	819,283.22	51,596.79
A 1420.4411-90-000	LABOR RETAINER		67,000.00	0.00	67,000.00	16,749.99	50,250.01	0.00
A 1420.4413-90-000	GENERAL COUNSEL RETAINER		65,500.00	0.00	65,500.00	16,374.99	49,125.01	0.00
A 1420.4414-90-000	ADDITIONAL LEGAL SERVICES		169,000.00	-2,500.00	166,500.00	67,739.90	86,865.10	11,895.00
A 1420.4415-90-000	BOND COUNSEL		19,500.00	2,500.00	22,000.00	22,000.00	0.00	0.00
1420	LEGAL	*	321,000.00	0.00	321,000.00	122,864.88	186,240.12	11,895.00
A 1430.1500-90-000	ASSIST SUPT HUMAN RESOURC		215,662.00	11,900.00	227,562.00	91,873.85	135,623.15	65.00
A 1430.1620-90-000	NONINSTRUCTIONAL SALARY		229,834.00	8,000.00	237,834.00	95,593.58	141,114.42	1,126.00
A 1430.1630-90-000	PART TIME CLERICAL		36,410.00	0.00	36,410.00	12,629.40	22,455.35	1,325.25
A 1430.4000-90-000	CONTRACT SERVICES		178,227.00	0.00	178,227.00	61,654.27	6,156.85	110,415.88
A 1430.4500-90-000	SUPPLIES & MATERIALS		7,429.00	543.20	7,972.20	4,144.76	257.44	3,570.00
A 1430.4720-90-000	ADVERTISING		15,050.00	0.00	15,050.00	0.00	0.00	15,050.00
A 1430.4750-90-000	TRAVEL/CONFERENCE		3,000.00	0.00	3,000.00	1,719.78	0.00	1,280.22
A 1430.4900-90-000	BOCES		66,611.00	0.00	66,611.00	6,477.50	58,297.50	1,836.00
A 1430.4903-90-000	BOCES EDUCATIONAL RECRUITMENT		10,000.00	200.00	10,200.00	0.00	10,200.00	0.00
1430	PERSONNEL	*	762,223.00	20,643.20	782,866.20	274,093.14	374,104.71	134,668.35
A 1480.4900-90-000	BOCES PUBLIC INFORMATION/SERVICES		57,420.00	0.00	57,420.00	0.00	57,420.00	0.00
1480	PUBLIC INFORMATION AND SERVICES	*	57,420.00	0.00	57,420.00	0.00	57,420.00	0.00
14		**	1,140,643.00	20,643.20	1,161,286.20	396,958.02	617,764.83	146,563.35

PATCHOGUE-MEDFORD UFSD



Appropriation Status Detail Report By Function From 7/1/2023 To 11/30/2023

Account	Description	Budget	Adjustments	Adj. Budget	Expensed	Encumbered	Available
A 1620.1600-90-000	SUPERVISION	253,923.00	5,800.00	259,723.00	104,187.10	155,496.05	39.85
A 1620.1610-90-000	NON-INSTRUCTIONAL CLERICAL	96,678.00	500.00	97,178.00	38,966.35	57,712.03	499.62
A 1620.1620-01-000	CUSTODIAL CONTRACT SALARY	180,025.00	52,100.00	232,125.00	93,726.16	138,357.84	41.00
A 1620.1620-02-000	CUSTODIAL CONTRACT SALARY	229,759.00	-52,100.00	177,659.00	64,898.51	107,232.73	5,527.76
A 1620.1620-03-000	CUSTODIAL CONTRACT SALARY	178,122.00	0.00	178,122.00	71,933.83	106,188.17	0.00
A 1620.1620-04-000	CUSTODIAL CONTRACT SALARY	227,859.00	0.00	227,859.00	86,015.71	135,839.02	6,004.27
A 1620.1620-05-000	CUSTODIAL CONTRACT SALARY	179,837.00	0.00	179,837.00	71,429.09	105,655.41	2,752.50
A 1620.1620-06-000	CUSTODIAL CONTRACT SALARY	125,047.00	0.00	125,047.00	50,454.50	74,590.11	2.39
A 1620.1620-07-000	CUSTODIAL CONTRACT SALARY	196,251.00	0.00	196,251.00	79,255.16	116,995.84	0.00
A 1620.1620-26-000	CUSTODIAL CONTRACT SALARY	251,707.00	-2,700.00	249,007.00	94,747.53	150,913.12	3,346.35
A 1620.1620-27-000	CUSTODIAL CONTRACT SALARY	453,529.00	2,700.00	456,229.00	184,151.99	272,012.59	64.42
A 1620.1620-28-000	CUSTODIAL CONTRACT SALARY	288,371.00	0.00	288,371.00	116,457.51	171,913.49	0.00
A 1620.1620-37-000	CUSTODIAL CONTRACT SALARY	1,224,522.00	0.00	1,224,522.00	482,515.29	687,508.53	54,498.18
A 1620.1620-90-000	CUSTODIAL CONTRACT SALARY	0.00	0.00	0.00	-304.70	0.00	304.70
A 1620.1630-01-000	CUSTODIAL SHIFT DIFFERENTIAL	2,000.00	0.00	2,000.00	839.09	1,040.74	120.17
A 1620.1630-02-000	CUSTODIAL SHIFT DIFFERENTIAL	5,500.00	0.00	5,500.00	1,409.69	3,995.74	94.57
A 1620.1630-03-000	CUSTODIAL SHIFT DIFFERENTIAL	2,500.00	0.00	2,500.00	667.52	1,765.06	67.42
A 1620.1630-04-000	CUSTODIAL SHIFT DIFFERENTIAL	3,000.00	0.00	3,000.00	1,322.94	1,561.17	115.89
A 1620.1630-05-000	CUSTODIAL SHIFT DIFFERENTIAL	2,000.00	0.00	2,000.00	466.78	1,479.38	53.84
A 1620.1630-06-000	CUSTODIAL SHIFT DIFFERENTIAL	2,000.00	0.00	2,000.00	644.01	1,292.79	63.20
A 1620.1630-07-000	CUSTODIAL SHIFT DIFFERENTIAL	3,500.00	0.00	3,500.00	1,399.35	1,949.27	151.38
A 1620.1630-26-000	CUSTODIAL SHIFT DIFFERENTIAL	3,500.00	0.00	3,500.00	1,028.62	2,403.00	68.38
A 1620.1630-27-000	CUSTODIAL SHIFT DIFFERENTIAL	14,000.00	0.00	14,000.00	6,724.27	6,646.31	629.42
A 1620.1630-28-000	CUSTODIAL SHIFT DIFFERENTIAL	7,500.00	0.00	7,500.00	2,659.35	4,581.31	259.34
A 1620.1630-37-000	CUSTODIAL SHIFT DIFFERENTIAL	80,000.00	0.00	80,000.00	27,769.62	49,894.08	2,336.30
A 1620.1635-01-000	ACTING DIFFERENTIAL	3,500.00	0.00	3,500.00	1,162.24	2,337.76	0.00
A 1620.1635-02-000	ACTING DIFFERENTIAL	3,500.00	0.00	3,500.00	456.61	3,043.39	0.00
A 1620.1635-03-000	ACTING DIFFERENTIAL	3,500.00	0.00	3,500.00	260.93	3,141.22	97.85
A 1620.1635-04-000	ACTING DIFFERENTIAL	3,500.00	0.00	3,500.00	1,891.43	1,478.11	130.46
A 1620.1635-05-000	ACTING DIFFERENTIAL	3,500.00	0.00	3,500.00	815.38	2,652.00	32.62
A 1620.1635-06-000	ACTING DIFFERENTIAL	3,500.00	0.00	3,500.00	587.08	2,847.69	65.23
A 1620.1635-07-000	ACTING DIFFERENTIAL	3,500.00	0.00	3,500.00	521.84	2,912.93	65.23
A 1620.1635-26-000	ACTING DIFFERENTIAL	3,500.00	0.00	3,500.00	726.40	2,773.60	0.00

PATCHOGUE-MEDFORD UFSD

Appropriation Status Detail Report By Function From 7/1/2023 To 11/30/2023



Account	Description	Budget	Adjustments	Adj. Budget	Expensed	Encumbered	Available
A 1620.1635-27-000	ACTING DIFFERENTIAL	7,000.00	0.00	7,000.00	1,671.03	5,292.65	36.32
A 1620.1635-28-000	ACTING DIFFERENTIAL	3,500.00	0.00	3,500.00	290.56	2,846.24	363.20
A 1620.1635-37-000	ACTING DIFFERENTIAL	10,000.00	0.00	10,000.00	2,431.45	7,391.43	177.12
A 1620.1640-90-000	PART-TIME CUSTODIAN SALARIES	393,089.00	0.00	393,089.00	157,688.76	219,726.59	15,673.65
A 1620.1641-90-000	SUB CUSTODIAN SALARIES	205,000.00	0.00	205,000.00	88,512.26	11,359.74	105,128.00
A 1620.1650-01-000	CUSTODIAL OVERTIME	12,500.00	0.00	12,500.00	3,185.07	9,014.71	300.22
A 1620.1650-02-000	CUSTODIAL OVERTIME	10,000.00	0.00	10,000.00	269.59	9,473.21	257.20
A 1620.1650-03-000	CUSTODIAL OVERTIME	15,000.00	0.00	15,000.00	5,805.98	8,638.39	555.63
A 1620.1650-04-000	CUSTODIAL OVERTIME	15,000.00	0.00	15,000.00	3,543.44	11,174.54	282.02
A 1620.1650-05-000	CUSTODIAL OVERTIME	15,000.00	0.00	15,000.00	1,112.72	13,523.27	364.01
A 1620.1650-06-000	CUSTODIAL OVERTIME	10,000.00	0.00	10,000.00	1,744.37	7,895.24	360.39
A 1620.1650-07-000	CUSTODIAL OVERTIME	12,500.00	0.00	12,500.00	6,807.55	4,825.45	867.00
A 1620.1650-26-000	CUSTODIAL OVERTIME	17,500.00	0.00	17,500.00	1,366.99	15,820.08	312.93
A 1620.1650-27-000	CUSTODIAL OVERTIME	17,500.00	0.00	17,500.00	5,768.72	11,368.95	362.33
A 1620.1650-28-000	CUSTODIAL OVERTIME	17,500.00	0.00	17,500.00	2,631.14	14,448.72	420.14
A 1620.1650-37-000	CUSTODIAL OVERTIME	67,500.00	0.00	67,500.00	15,828.94	49,292.46	2,378.60
A 1620.2000-90-000	EQUIPMENT	27,000.00	0.00	27,000.00	10,102.52	8,088.00	8,809.48
A 1620.2200-90-000	STUDENT/CLASSROOM FURNITURE	25,000.00	0.00	25,000.00	24,885.96	0.00	114.04
A 1620.4140-90-000	IN DISTRICT TRAVEL	100.00	0.00	100.00	0.00	0.00	100.00
A 1620.4500-90-000	PLANT & FCILITIES SUPPLIES	1,600.00	0.00	1,600.00	626.25	0.00	973.75
A 1620.4501-90-000	TELEPHONE SUPPLIES	5,000.00	0.00	5,000.00	0.00	3,000.00	2,000.00
A 1620.4502-90-000	STUDENT/CLASSROOM FURNITURE	0.00	39,514.30	39,514.30	39,514.30	0.00	0.00
A 1620.4512-90-000	CUSTODIAL SUPPLIES	303,000.00	8,304.76	311,304.76	281,450.48	24,745.68	5,108.60
A 1620.4520-90-000	UNIFORMS	27,000.00	0.00	27,000.00	1,829.96	11,672.10	13,497.94
A 1620.4601-90-000	BLDG EQUIPMENT RENTAL/REPAIR	19,000.00	0.00	19,000.00	7,373.40	5,710.56	5,916.04
A 1620.4740-90-000	FUEL OIL - DISTRICT	5,000.00	0.00	5,000.00	0.00	0.00	5,000.00
A 1620.4742-90-000	NATURAL GAS	907,500.00	0.00	907,500.00	53,092.40	854,407.60	0.00
A 1620.4743-90-000	WATER	47,000.00	0.00	47,000.00	44,524.31	2,475.69	0.00
A 1620.4750-90-000	TRAVEL & CONFERENCE	1,250.00	2,000.00	3,250.00	1,610.00	850.00	790.00
A 1620.4770-90-000	ELECTRICITY	1,544,000.00	0.00	1,544,000.00	473,600.38	1,070,399.62	0.00
A 1620.4780-90-000	TELEPHONE	144,500.00	0.00	144,500.00	55,117.17	84,082.83	5,300.00
A 1620.4790-90-000	CONTRACT SERVICES	275,000.00	-6,777.21	268,222.79	40,630.33	88,967.31	138,625.15
A 1620.4900-90-000	BOCES TELEPHONE SERVICE	84,000.00	3,600.00	87,600.00	19,349.57	64,228.63	4,021.80

PATCHOGUE-MEDFORD UFSD



Appropriation Status Detail Report By Function From 7/1/2023 To 11/30/2023

Account	Description	Budget	Adjustments	Adj. Budget	Expensed	Encumbered	Available
A 1620.4901-90-000	BOCES SERVICES	201,000.00	0.00	201,000.00	6,421.06	75,799.94	118,779.00
1620	OPERATION OF PLANT	8,484,669.00	52,941.85	8,537,610.85	2,948,573.84	5,074,730.11	514,306.90
A 1621.1600-90-000	MAINTENANCE CONTRACT SALARIES	95,849.00	0.00	95,849.00	38,708.25	57,140.75	0.00
A 1621.1620-90-000	MAINTENANCE CONTRACT SALARIES	1,157,922.00	0.00	1,157,922.00	429,049.44	620,683.26	108,189.30
A 1621.1630-90-000	MAINTENANCE SHIFT DIFFERENTIAL	15,000.00	0.00	15,000.00	1,077.01	13,813.41	109.58
A 1621.1635-90-000	MAINTENANCE ACTING DIFFERENTIAL	3,000.00	0.00	3,000.00	0.00	0.00	3,000.00
A 1621.1650-90-000	MAINTENANCE O/T	95,000.00	0.00	95,000.00	23,682.10	3,000.00	68,317.90
A 1621.2000-90-000	MAINTENANCE EQUIPMENT	91,600.00	0.00	91,600.00	5,168.50	59,994.21	26,437.29
A 1621.4280-90-000	ATHLETIC MAINTENANCE	175,000.00	1,199.98	176,199.98	77,577.89	73,118.35	25,503.74
A 1621.4513-90-000	GROUPS SUPPLIES	14,500.00	0.00	14,500.00	4,039.94	979.92	9,480.14
A 1621.4514-90-000	MAINTENANCE SUPPLIES	250,000.00	0.00	250,000.00	99,588.07	107,421.68	42,990.25
A 1621.4530-90-000	OPER & MAINT VEHICLES	50,000.00	0.00	50,000.00	9,364.30	32,153.66	8,482.04
A 1621.4550-90-000	GASOLINE	45,000.00	0.00	45,000.00	17,528.93	26,471.07	1,000.00
A 1621.4660-90-000	CONT BLDG RPRS-MAINT	260,000.00	16,510.32	276,510.32	111,726.11	88,402.00	76,382.21
A 1621.4670-90-000	BLDG EQUIP RPRS-MAINT	193,000.00	14,926.82	207,926.82	100,833.67	32,635.16	74,457.99
A 1621.4680-90-000	CONT GROUNDS-MAINTENANCE	243,000.00	0.00	243,000.00	109,098.95	36,441.05	97,460.00
A 1621.4790-90-000	CONTRACT SERVICES	785,000.00	9,645.53	794,645.53	187,412.27	460,817.49	146,415.77
1621	MAINTENANCE OF PLANT	3,473,871.00	42,282.65	3,516,153.65	1,214,855.43	1,613,072.01	688,226.21
A 1622.1610-90-000	NON-INSTRUCTIONAL GUARDS	2,531,160.00	-1,500.00	2,529,660.00	756,524.29	70,179.41	1,702,956.30
A 1622.1620-90-000	SECURITY CONTRACT SALARY	46,725.00	1,500.00	48,225.00	19,420.46	28,736.54	68.00
A 1622.1810-90-000	MONITOR AIDES	367,060.00	-2,000.00	365,060.00	79,586.88	271,696.89	13,776.23
A 1622.2000-90-000	EQUIPMENT	58,000.00	0.00	58,000.00	42,007.36	0.00	15,992.64
A 1622.4000-90-000	EMERGENCY SECURITY EXPENSES	5,200.00	0.00	5,200.00	0.00	0.00	5,200.00
A 1622.4500-90-000	SECURITY SUPPLIES	45,465.00	0.00	45,465.00	26,618.49	13,541.21	5,305.30
A 1622.4790-90-000	CONTRACT SERVICES	58,295.00	0.00	58,295.00	5,825.06	26,239.94	26,230.00
A 1622.4900-90-000	BOCES SERVICES	222,960.00	1,700.00	224,660.00	37,159.18	187,451.74	49.08
1622	OPER-SECURITY	3,334,865.00	-300.00	3,334,565.00	967,141.72	597,845.73	1,769,577.55
A 1670.1600-90-000	CENTRAL PRINTING SALARIES	85,534.00	0.00	85,534.00	34,319.80	50,324.20	890.00
A 1670.1860-90-000	CENTRAL PRINT AIDE	18,205.00	0.00	18,205.00	0.00	0.00	18,205.00
A 1670.2000-90-000	EQUIPMENT	2,000.00	0.00	2,000.00	0.00	0.00	2,000.00
A 1670.4500-90-000	SUPPLIES & MATERIALS	110,670.00	0.00	110,670.00	38,072.41	20,917.89	51,679.70
A 1670.4730-90-000	POSTAGE	110,600.00	369.10	110,969.10	41,437.96	68,266.14	1,265.00
A 1670.4790-90-000	COMMERCIAL PRINTING	12,523.00	0.00	12,523.00	10,030.25	0.00	2,492.75

PATCHOGUE-MEDFORD UFSD



Appropriation Status Detail Report By Function From 7/1/2023 To 11/30/2023

Account	Description		Budget	Adjustments	Adj. Budget	Expensed	Encumbered	Available
<u>A 1670.4791-90-000</u>	EQUIPMENT REPAIRS		1,000.00	0.00	1,000.00	0.00	0.00	1,000.00
<u>A 1670.4793-90-000</u>	EQUIPMENT RENTAL		188,000.00	875.00	188,875.00	37,105.55	136,442.05	15,327.40
<u>A 1670.4900-90-000</u>	BOCES DATA PROC ADMIN TECH		158,577.00	0.00	158,577.00	0.00	137,281.00	21,296.00
1670	CENTRAL PRINTING AND MAILING	*	687,109.00	1,244.10	688,353.10	160,965.97	413,231.28	114,155.85
<u>A 1680.2000-90-000</u>	DATA PROCESSING EQUIPMENT		64,500.00	63,427.40	127,927.40	10,630.23	63,427.40	53,869.77
<u>A 1680.4500-90-000</u>	DATA PROCESSING SUPPLIES		106,084.00	0.00	106,084.00	36,788.73	32,880.15	36,415.12
<u>A 1680.4725-90-000</u>	DATA PROCESSING SOFTWARE		360,578.00	0.00	360,578.00	300,707.96	753.48	59,116.56
<u>A 1680.4790-90-000</u>	CONTRACT SERVICES		420,950.00	5,691.40	426,641.40	253,759.38	32,339.95	140,542.07
<u>A 1680.4900-90-000</u>	BOCES		788,422.00	-31,347.09	757,074.91	121,343.57	586,143.15	49,588.19
1680	CENTRAL DATA PROCESSING	*	1,740,534.00	37,771.71	1,778,305.71	723,229.87	715,544.13	339,531.71
16		**	17,721,048.00	133,940.31	17,854,988.31	6,014,766.83	8,414,423.26	3,425,798.22
<u>A 1910.4001-90-000</u>	TREASURERS BOND		4,998.00	-139.22	4,858.78	4,693.00	0.00	165.78
<u>A 1910.4002-90-000</u>	STUDENT ACCIDENT INSURANC		171,009.00	-1,000.00	170,009.00	115,349.15	2,509.35	52,150.50
<u>A 1910.4005-90-000</u>	MULTIPERIL PROPERTY INS		773,639.00	110,000.00	883,639.00	872,203.00	11,071.00	365.00
<u>A 1910.4006-90-000</u>	CYBER INSURANCE		60,000.00	0.00	60,000.00	25,573.00	0.00	34,427.00
<u>A 1910.4008-90-000</u>	UMBRELLA INSURANCE		128,437.00	25,600.00	154,037.00	153,840.00	0.00	197.00
<u>A 1910.4011-90-000</u>	SCHL BOARD LEGAL LIAB		89,529.00	3,200.00	92,729.00	92,719.00	0.00	10.00
<u>A 1910.4240-90-000</u>	D/W VEHICLE INSURANCE		38,807.00	0.00	38,807.00	34,456.00	0.00	4,351.00
1910	UNALLOC INSURANCE	*	1,266,419.00	137,660.78	1,404,079.78	1,298,833.15	13,580.35	91,666.28
<u>A 1920.4760-90-000</u>	MEMBERSHIPS		28,462.00	0.00	28,462.00	26,396.80	385.00	1,680.20
1920	ASSOCIATION DUES	*	28,462.00	0.00	28,462.00	26,396.80	385.00	1,680.20
<u>A 1930.4000-90-000</u>	JUDGEMENTS AND CLAIMS		1,000.00	0.00	1,000.00	0.00	0.00	1,000.00
1930	JUDGMENTS & CLAIMS	*	1,000.00	0.00	1,000.00	0.00	0.00	1,000.00
<u>A 1981.4900-90-000</u>	BOCES ADMIN CHARGE		1,209,765.00	0.00	1,209,765.00	302,059.50	906,178.50	1,527.00
1981	BOCES ADMIN CHG	*	1,209,765.00	0.00	1,209,765.00	302,059.50	906,178.50	1,527.00
19		**	2,505,646.00	137,660.78	2,643,306.78	1,627,289.45	920,143.85	95,873.48
1		***	23,355,978.00	375,844.29	23,731,822.29	8,841,153.46	11,113,440.67	3,777,228.16
<u>A 2010.1500-90-000</u>	ASST SUPT FOR INSTRUCTION		218,357.00	12,400.00	230,757.00	93,166.50	137,531.50	59.00
<u>A 2010.1550-90-000</u>	TESTING/SCHEDULING/CURRIC WRITING		2,500.00	40,000.00	42,500.00	26,769.75	15,730.25	0.00
<u>A 2010.1620-90-000</u>	NONINSTRUCTIONAL SALARIES		108,446.00	11,700.00	120,146.00	52,531.33	67,534.07	80.60
<u>A 2010.1630-90-000</u>	PART TIME CLERICAL		500.00	0.00	500.00	0.00	0.00	500.00
<u>A 2010.4000-90-000</u>	CONTRACTUAL		7,000.00	0.00	7,000.00	0.00	0.00	7,000.00
<u>A 2010.4500-90-000</u>	SUPPLIES & MATERIALS		4,680.00	0.00	4,680.00	1,515.57	334.96	2,829.47

PATCHOGUE-MEDFORD UFSD



Appropriation Status Detail Report By Function From 7/1/2023 To 11/30/2023

Account	Description	Budget	Adjustments	Adj. Budget	Expensed	Encumbered	Available
A 2010.4750-90-000	TRAVEL & CONFERENCE	7,000.00	0.00	7,000.00	597.00	368.00	6,035.00
A 2010.4900-90-000	BOCES TESTING	221,562.00	0.00	221,562.00	6,024.96	163,184.98	52,352.06
A 2010.4922-90-000	BOCES CURRICULUM & ASSESSMENT SVC	8,205.00	0.00	8,205.00	8,000.00	0.00	205.00
2010	CURRIC DEV & SUPV *	578,250.00	64,100.00	642,350.00	188,605.11	384,683.76	69,061.13
A 2020.1500-01-000	INSTRUCTIONAL SPVSN - PRIN	175,085.00	0.00	175,085.00	70,707.43	104,377.57	0.00
A 2020.1500-02-000	INSTRUCTIONAL SPVSN - PRIN	177,552.00	0.00	177,552.00	71,703.77	105,848.23	0.00
A 2020.1500-03-000	INSTRUCTIONAL SPVSN - PRIN	181,679.00	0.00	181,679.00	73,370.43	108,308.57	0.00
A 2020.1500-04-000	INSTRUCTIONAL SPVSN - PRIN	318,070.00	0.00	318,070.00	128,451.34	189,618.66	0.00
A 2020.1500-05-000	INSTRUCTIONAL SPVSN - PRIN	179,694.00	0.00	179,694.00	72,568.76	107,125.24	0.00
A 2020.1500-06-000	INSTRUCTIONAL SPVSN - PRIN	168,838.00	0.00	168,838.00	68,184.59	100,653.41	0.00
A 2020.1500-07-000	INSTRUCTIONAL SPVSN - PRIN	162,838.00	0.00	162,838.00	65,761.50	97,076.50	0.00
A 2020.1500-26-000	INSTRUCTIONAL SPVSN - PRIN	334,303.00	0.00	334,303.00	135,007.01	199,295.99	0.00
A 2020.1500-27-000	INSTRUCTIONAL SPVSN - PRIN	325,065.00	0.00	325,065.00	131,276.25	193,788.75	0.00
A 2020.1500-28-000	INSTRUCTIONAL SPVSN - PRIN	348,660.00	0.00	348,660.00	144,927.41	194,768.24	8,964.35
A 2020.1500-37-000	INSTRUCTIONAL SPVSN - PRIN	806,778.00	1,200.00	807,978.00	326,052.39	481,923.08	2.53
A 2020.1620-01-000	CLERICAL CONTRACT	96,988.00	0.00	96,988.00	39,067.25	57,670.75	250.00
A 2020.1620-02-000	CLERICAL CONTRACT	95,138.00	-1,200.00	93,938.00	30,700.53	56,041.39	7,196.08
A 2020.1620-03-000	CLERICAL CONTRACT	96,294.00	0.00	96,294.00	38,946.91	57,256.89	90.20
A 2020.1620-04-000	CLERICAL CONTRACT	97,238.00	0.00	97,238.00	39,283.10	57,670.75	284.15
A 2020.1620-05-000	CLERICAL CONTRACT	96,544.00	1,000.00	97,544.00	39,293.12	57,912.58	338.30
A 2020.1620-06-000	CLERICAL CONTRACT	96,939.00	0.00	96,939.00	38,945.15	98,993.44	-40,999.59
A 2020.1620-07-000	CLERICAL CONTRACT	96,357.00	500.00	96,857.00	39,252.77	57,223.53	380.70
A 2020.1620-26-000	CLERICAL CONTRACT	95,144.00	0.00	95,144.00	38,221.58	56,422.42	500.00
A 2020.1620-27-000	CLERICAL CONTRACT	98,518.00	0.00	98,518.00	39,586.53	58,535.09	396.38
A 2020.1620-28-000	CLERICAL CONTRACT	98,848.00	0.00	98,848.00	41,546.38	14,661.47	42,640.15
A 2020.1620-37-000	CLERICAL CONTRACT	411,383.00	0.00	411,383.00	159,536.38	244,520.39	7,326.23
A 2020.1860-01-000	PART TIME CLERICAL	18,205.00	0.00	18,205.00	8,231.30	8,443.95	1,529.75
A 2020.1860-02-000	PART TIME CLERICAL	2,500.00	0.00	2,500.00	1,800.00	0.00	700.00
A 2020.1860-03-000	PART TIME CLERICAL	18,205.00	0.00	18,205.00	5,724.15	11,857.75	623.10
A 2020.1860-04-000	PART TIME CLERICAL	18,433.00	0.00	18,433.00	6,314.76	11,486.76	631.48
A 2020.1860-05-000	PART TIME CLERICAL	18,205.00	0.00	18,205.00	6,023.45	11,660.75	520.80
A 2020.1860-06-000	PART TIME CLERICAL	2,500.00	0.00	2,500.00	1,452.00	0.00	1,048.00
A 2020.1860-07-000	PART TIME CLERICAL	18,205.00	0.00	18,205.00	6,484.65	11,033.80	686.55

PATCHOGUE-MEDFORD UFSD



Appropriation Status Detail Report By Function From 7/1/2023 To 11/30/2023

Account	Description	Budget	Adjustments	Adj. Budget	Expensed	Encumbered	Available
<u>A 2020.1860-26-000</u>	PART TIME CLERICAL	1,000.00	0.00	1,000.00	0.00	0.00	1,000.00
<u>A 2020.1860-27-000</u>	PART TIME CLERICAL	2,500.00	2,500.00	5,000.00	4,716.00	0.00	284.00
<u>A 2020.1860-28-000</u>	PART TIME CLERICAL	1,000.00	0.00	1,000.00	864.00	0.00	136.00
<u>A 2020.1860-37-000</u>	PART TIME CLERICAL	99,615.00	0.00	99,615.00	30,456.10	65,566.05	3,592.85
<u>A 2020.1860-90-000</u>	PART TIME CLERICAL	0.00	1,000.00	1,000.00	683.00	0.00	317.00
<u>A 2020.2000-27-000</u>	EQUIPMENT - SAXTON	750.00	0.00	750.00	0.00	0.00	750.00
<u>A 2020.4500-01-000</u>	SUPPLIES - BARTON	6,863.00	0.00	6,863.00	141.97	217.73	6,503.30
<u>A 2020.4500-02-000</u>	SUPPLIES - BAY	4,632.00	0.00	4,632.00	435.70	333.45	3,862.85
<u>A 2020.4500-03-000</u>	SUPPLIES - CANAAN	8,000.00	-5,800.00	2,200.00	0.00	446.77	1,753.23
<u>A 2020.4500-04-000</u>	SUPPLIES - EAGLE	4,260.00	0.00	4,260.00	1,616.15	0.00	2,643.85
<u>A 2020.4500-05-000</u>	SUPPLIES - MEDFORD	13,000.00	2,000.00	15,000.00	9,522.57	2,703.08	2,774.35
<u>A 2020.4500-06-000</u>	SUPPLIES - RIVER	3,800.00	0.00	3,800.00	766.17	0.00	3,033.83
<u>A 2020.4500-07-000</u>	SUPPLIES - TREMONT	13,000.00	0.00	13,000.00	11,827.10	350.32	822.58
<u>A 2020.4500-26-000</u>	SUPPLIES - OREGON	5,033.00	0.00	5,033.00	4,988.05	0.97	43.98
<u>A 2020.4500-27-000</u>	SUPPLIES - SAXTON	3,474.00	0.00	3,474.00	3,164.31	286.86	22.83
<u>A 2020.4500-28-000</u>	SUPPLIES - S. OCEAN	10,000.00	0.00	10,000.00	5,895.10	2,040.26	2,064.64
<u>A 2020.4500-37-000</u>	SUPPLIES - HIGH SCHOOL	12,300.00	0.00	12,300.00	0.00	0.00	12,300.00
<u>A 2020.4750-01-000</u>	TRAVEL & CONFERENCE - BARTON	400.00	0.00	400.00	0.00	0.00	400.00
<u>A 2020.4750-02-000</u>	TRAVEL & CONFERENCE - BAY	1,000.00	0.00	1,000.00	0.00	0.00	1,000.00
<u>A 2020.4750-04-000</u>	TRAVEL & CONFERENCE - EAGLE	1,000.00	0.00	1,000.00	0.00	0.00	1,000.00
<u>A 2020.4750-05-000</u>	TRAVEL & CONFERENCE - MEDFORD	2,000.00	0.00	2,000.00	0.00	0.00	2,000.00
<u>A 2020.4750-06-000</u>	TRAVEL & CONFERENCE - RIVER	600.00	0.00	600.00	0.00	0.00	600.00
<u>A 2020.4750-07-000</u>	TRAVEL & CONFERENCE - TREMONT	800.00	0.00	800.00	59.00	55.00	686.00
<u>A 2020.4750-26-000</u>	TRAVEL & CONFERENCE - OREGON	1,000.00	0.00	1,000.00	0.00	0.00	1,000.00
<u>A 2020.4750-28-000</u>	TRAVEL & CONFERENCE - S. OCEAN	3,744.00	0.00	3,744.00	0.00	0.00	3,744.00
<u>A 2020.4750-37-000</u>	TRAVEL & CONFERENCE - HIGH SCHOOL	2,900.00	0.00	2,900.00	0.00	0.00	2,900.00
2020	SUPERVISION - REGULAR SCHOOL *	4,856,877.00	1,200.00	4,858,077.00	1,943,556.11	2,826,176.44	88,344.45
<u>A 2021.1500-90-000</u>	DIRECTORS SALARIES	1,828,552.00	-1,500.00	1,827,052.00	704,105.76	1,038,547.10	84,399.14
<u>A 2021.1620-90-000</u>	CLERICAL CONTRACT	576,325.00	0.00	576,325.00	233,202.44	341,877.92	1,244.64
<u>A 2021.1630-90-000</u>	PART TIME CLERICAL	18,205.00	0.00	18,205.00	0.00	0.00	18,205.00
<u>A 2021.4500-90-ART</u>	SUPPLIES & MATERIALS - ART, MUSIC, CULTURAL ARTS OFFICE	700.00	0.00	700.00	666.07	0.00	33.93
<u>A 2021.4500-90-ATH</u>	SUPPLIES & MATERIALS - ATHLETICS OFFICE	700.00	0.00	700.00	171.81	51.61	476.58

PATCHOGUE-MEDFORD UFSD



Appropriation Status Detail Report By Function From 7/1/2023 To 11/30/2023

Account	Description	Budget	Adjustments	Adj. Budget	Expensed	Encumbered	Available
<u>A 2021.4500-90-CTE</u>	SUPPLIES & MATERIALS - CTE OFFICE	700.00	0.00	700.00	68.68	55.71	575.61
<u>A 2021.4500-90-DUA</u>	SUPPLIES & MATERIALS - DUAL LANGUAGE OFFICE	700.00	0.00	700.00	0.00	0.00	700.00
<u>A 2021.4500-90-EHU</u>	SUPPLIES & MATERIALS - ELEMENTARY HUMANITIES OFFICE	700.00	200.00	900.00	659.76	0.00	240.24
<u>A 2021.4500-90-ENL</u>	SUPPLIES & MATERIALS - ELEMENTARY ENL OFFICE	700.00	0.00	700.00	106.54	63.45	530.01
<u>A 2021.4500-90-EST</u>	SUPPLIES & MATERIALS - ELEMENTARY STEM OFFICE	700.00	0.00	700.00	693.26	0.00	6.74
<u>A 2021.4500-90-GUI</u>	SUPPLIES & MATERIALS - GUIDANCE OFFICE	700.00	0.00	700.00	386.03	0.00	313.97
<u>A 2021.4500-90-LIB</u>	SUPPLIES & MATERIALS - LIBRARY OFFICE	700.00	0.00	700.00	0.00	0.00	700.00
<u>A 2021.4500-90-LOT</u>	SUPPLIES & MATERIALS - SECONDARY ENL, LOTE OFFICE	700.00	0.00	700.00	0.00	309.75	390.25
<u>A 2021.4500-90-SEL</u>	SUPPLIES & MATERIALS - SOCIAL EMOTIONAL LEARNING OFFICE	700.00	0.00	700.00	237.34	0.00	462.66
<u>A 2021.4500-90-SHU</u>	SUPPLIES & MATERIALS - SECONDARY HUMANITIES OFFICE	700.00	0.00	700.00	689.04	0.00	10.96
<u>A 2021.4500-90-SST</u>	SUPPLIES & MATERIALS - SECONDARY STEM OFFICE	700.00	0.00	700.00	237.41	0.00	462.59
<u>A 2021.4750-90-000</u>	TRAVEL & CONFERENCE	1,937.00	0.00	1,937.00	40.00	0.00	1,897.00
2021	INSTR SUPV-OTHER *	2,434,119.00	-1,300.00	2,432,819.00	941,264.14	1,380,905.54	110,649.32
<u>A 2060.4500-90-000</u>	SUPPLIES & MATERIALS	240.00	0.00	240.00	68.53	112.12	59.35
2060	RESEARCH, PLANNING AND EVALUATION *	240.00	0.00	240.00	68.53	112.12	59.35
20	**	7,869,486.00	64,000.00	7,933,486.00	3,073,493.89	4,591,877.86	268,114.25
<u>A 2110.1120-01-000</u>	TEACHERS SALARIES K-3	1,619,338.00	101,000.00	1,720,338.00	399,515.70	1,320,719.30	103.00
<u>A 2110.1120-02-000</u>	TEACHERS SALARIES K-3	1,277,354.00	-49,000.00	1,228,354.00	304,635.24	923,477.76	241.00
<u>A 2110.1120-03-000</u>	TEACHERS SALARIES K-3	1,803,242.00	23,000.00	1,826,242.00	422,324.10	1,403,646.94	270.96
<u>A 2110.1120-04-000</u>	TEACHERS SALARIES K-3	1,845,329.00	-29,000.00	1,816,329.00	421,041.36	1,394,727.14	560.50
<u>A 2110.1120-05-000</u>	TEACHERS SALARIES K-3	1,383,579.00	-189,000.00	1,194,579.00	291,883.80	902,079.20	616.00
<u>A 2110.1120-06-000</u>	TEACHERS SALARIES K-3	1,009,159.00	-64,000.00	945,159.00	215,004.54	729,979.46	175.00
<u>A 2110.1120-07-000</u>	TEACHERS SALARIES K-3	1,565,907.00	78,000.00	1,643,907.00	378,498.96	1,265,406.54	1.50
<u>A 2110.1200-01-000</u>	TEACHERS SALARIES 4-5	918,918.00	26,000.00	944,918.00	214,299.42	730,250.08	368.50
<u>A 2110.1200-02-000</u>	TEACHERS SALARIES 4-5	838,295.00	-141,000.00	697,295.00	161,178.42	535,383.68	732.90
<u>A 2110.1200-03-000</u>	TEACHERS SALARIES 4-5	919,523.00	-61,000.00	858,523.00	202,942.44	655,055.56	525.00
<u>A 2110.1200-04-000</u>	TEACHERS SALARIES 4-5	971,099.00	-157,000.00	814,099.00	190,916.22	621,393.28	1,789.50

PATCHOGUE-MEDFORD UFSD

Appropriation Status Detail Report By Function From 7/1/2023 To 11/30/2023



Account	Description	Budget	Adjustments	Adj. Budget	Expensed	Encumbered	Available
<u>A 2110.1200-05-000</u>	TEACHERS SALARIES 4-5	532,029.00	157,000.00	689,029.00	157,142.70	531,666.30	220.00
<u>A 2110.1200-06-000</u>	TEACHERS SALARIES 4-5	708,603.00	149,000.00	857,603.00	134,713.14	424,038.86	298,851.00
<u>A 2110.1200-07-000</u>	TEACHERS SALARIES 4-5	759,709.00	-176,000.00	583,709.00	137,229.12	446,337.00	142.88
<u>A 2110.1200-90-000</u>	TEACHERS SALARIES 4-5	453,170.00	0.00	453,170.00	97,113.51	294,830.89	61,225.60
<u>A 2110.1210-01-000</u>	TEACHERS SALARIES - ELEM SPECIALS	1,212,928.00	0.00	1,212,928.00	285,359.64	908,044.20	19,524.16
<u>A 2110.1210-02-000</u>	TEACHERS SALARIES - ELEM SPECIALS	964,866.00	48,000.00	1,012,866.00	253,603.76	758,326.02	936.22
<u>A 2110.1210-03-000</u>	TEACHERS SALARIES - ELEM SPECIALS	1,401,888.00	3,000.00	1,404,888.00	318,817.66	1,085,567.54	502.80
<u>A 2110.1210-04-000</u>	TEACHERS SALARIES - ELEM SPECIALS	1,398,355.00	0.00	1,398,355.00	277,487.77	917,790.98	203,076.25
<u>A 2110.1210-05-000</u>	TEACHERS SALARIES - ELEM SPECIALS	1,286,297.00	179,000.00	1,465,297.00	355,890.13	1,109,177.79	229.08
<u>A 2110.1210-06-000</u>	TEACHERS SALARIES - ELEM SPECIALS	858,858.00	323,000.00	1,181,858.00	287,288.71	893,739.94	829.35
<u>A 2110.1210-07-000</u>	TEACHERS SALARIES - ELEM SPECIALS	1,449,254.00	-227,000.00	1,222,254.00	278,386.66	943,333.68	533.66
<u>A 2110.1220-26-000</u>	GRADE 6 IN MIDDLE SCH	1,235,071.00	72,000.00	1,307,071.00	326,802.60	979,821.90	446.50
<u>A 2110.1220-27-000</u>	GRADE 6 IN MIDDLE SCH	1,040,870.00	-71,000.00	969,870.00	228,234.12	741,485.88	150.00
<u>A 2110.1220-28-000</u>	GRADE 6 IN MIDDLE SCH	1,092,070.00	-190,000.00	902,070.00	217,840.98	683,778.02	451.00
<u>A 2110.1240-02-000</u>	TEACHERS SALARIES - COMMON PLANNING - BAY	12,960.00	0.00	12,960.00	1,800.00	11,160.00	0.00
<u>A 2110.1240-03-000</u>	TEACHERS SALARIES - COMMON PLANNING - CANAAN	12,960.00	0.00	12,960.00	1,020.00	11,820.00	120.00
<u>A 2110.1240-04-000</u>	TEACHERS SALARIES - COMMON PLANNING - EAGLE	12,960.00	0.00	12,960.00	1,980.00	10,350.00	630.00
<u>A 2110.1240-05-000</u>	TEACHERS SALARIES - COMMON PLANNING - MEDFORD	12,960.00	0.00	12,960.00	2,670.00	9,390.00	900.00
<u>A 2110.1240-26-000</u>	TEACHERS SALARIES - COMMON PLANNING - OREGON	2,160.00	0.00	2,160.00	0.00	2,160.00	0.00
<u>A 2110.1240-28-000</u>	TEACHERS SALARIES - COMMON PLANNING - SOUTH OCEAN	3,240.00	0.00	3,240.00	0.00	3,240.00	0.00
<u>A 2110.1245-01-000</u>	TEACHERS SALARIES - DUAL CERTIFICATION - BARTON	1,032.00	0.00	1,032.00	0.00	1,032.00	0.00
<u>A 2110.1245-02-000</u>	TEACHERS SALARIES - DUAL CERTIFICATION - BAY	2,064.00	0.00	2,064.00	0.00	2,064.00	0.00
<u>A 2110.1245-03-000</u>	TEACHERS SALARIES - DUAL CERTIFICATION - CANAAN	2,752.00	0.00	2,752.00	0.00	2,752.00	0.00
<u>A 2110.1245-04-000</u>	TEACHERS SALARIES - DUAL CERTIFICATION - EAGLE	2,064.00	0.00	2,064.00	0.00	2,064.00	0.00
<u>A 2110.1245-05-000</u>	TEACHERS SALARIES - DUAL CERTIFICATION - MEDFORD	3,784.00	0.00	3,784.00	0.00	3,784.00	0.00
<u>A 2110.1245-06-000</u>	TEACHERS SALARIES - DUAL CERTIFICATION - RIVER	1,376.00	0.00	1,376.00	0.00	1,376.00	0.00

PATCHOGUE-MEDFORD UFSD



Appropriation Status Detail Report By Function From 7/1/2023 To 11/30/2023

Account	Description	Budget	Adjustments	Adj. Budget	Expensed	Encumbered	Available
<u>A 2110.1245-07-000</u>	TEACHERS SALARIES - DUAL CERTIFICATION - TREMONT	688.00	0.00	688.00	0.00	688.00	0.00
<u>A 2110.1245-26-000</u>	TEACHERS SALARIES - DUAL CERTIFICATION - OREGON	2,064.00	0.00	2,064.00	0.00	2,064.00	0.00
<u>A 2110.1245-27-000</u>	TEACHERS SALARIES - DUAL CERTIFICATION - SAXTON	2,064.00	0.00	2,064.00	344.00	1,720.00	0.00
<u>A 2110.1245-28-000</u>	TEACHERS SALARIES - DUAL CERTIFICATION - SOUTH OCEAN	2,408.00	0.00	2,408.00	0.00	2,408.00	0.00
<u>A 2110.1245-37-000</u>	TEACHERS SALARIES - DUAL CERTIFICATION - HIGH SCHOOL	4,128.00	0.00	4,128.00	0.00	3,483.00	645.00
<u>A 2110.1300-26-000</u>	TEACHERS SALARIES-7-12	3,180,438.00	42,000.00	3,222,438.00	784,512.03	2,437,598.92	327.05
<u>A 2110.1300-27-000</u>	TEACHERS SALARIES-7-12	2,786,825.00	212,000.00	2,998,825.00	703,538.14	2,295,260.89	25.97
<u>A 2110.1300-28-000</u>	TEACHERS SALARIES-7-12	3,491,572.00	-282,000.00	3,209,572.00	758,423.83	2,434,758.91	16,389.26
<u>A 2110.1300-37-000</u>	TEACHERS SALARIES-7-12	17,426,816.00	-81,000.00	17,345,816.00	4,130,783.56	13,214,806.13	226.31
<u>A 2110.1300-90-000</u>	TEACHERS SALARIES-7-12	482,183.00	-200,000.00	282,183.00	66,914.21	213,277.36	1,991.43
<u>A 2110.1350-90-000</u>	TEACHING ASSISTANTS - NON SPECIAL ED	276,376.00	0.00	276,376.00	61,084.77	41,369.48	173,921.75
<u>A 2110.1400-90-000</u>	SUBSTITUTE SALARIES	1,150,255.00	0.00	1,150,255.00	238,670.01	875,799.99	35,785.00
<u>A 2110.1402-01-000</u>	CLASSROOM SUPERVISION	10,000.00	0.00	10,000.00	783.63	9,046.81	169.56
<u>A 2110.1402-02-000</u>	CLASSROOM SUPERVISION	10,000.00	0.00	10,000.00	1,483.65	8,516.35	0.00
<u>A 2110.1402-03-000</u>	CLASSROOM SUPERVISION	10,000.00	0.00	10,000.00	381.51	9,618.49	0.00
<u>A 2110.1402-04-000</u>	CLASSROOM SUPERVISION	10,000.00	0.00	10,000.00	254.34	9,703.27	42.39
<u>A 2110.1402-05-000</u>	CLASSROOM SUPERVISION	15,000.00	0.00	15,000.00	508.68	14,406.54	84.78
<u>A 2110.1402-06-000</u>	CLASSROOM SUPERVISION	10,000.00	0.00	10,000.00	635.85	9,364.15	0.00
<u>A 2110.1402-07-000</u>	CLASSROOM SUPERVISION	15,000.00	0.00	15,000.00	2,077.11	12,838.11	84.78
<u>A 2110.1402-26-000</u>	CLASSROOM SUPERVISION	30,000.00	0.00	30,000.00	1,824.90	27,393.00	782.10
<u>A 2110.1402-27-000</u>	CLASSROOM SUPERVISION	30,000.00	0.00	30,000.00	5,083.65	24,742.55	173.80
<u>A 2110.1402-28-000</u>	CLASSROOM SUPERVISION	30,000.00	0.00	30,000.00	2,215.95	27,262.65	521.40
<u>A 2110.1402-37-000</u>	CLASSROOM SUPERVISION	150,000.00	0.00	150,000.00	20,898.27	125,880.09	3,221.64
<u>A 2110.1422-26-000</u>	BUS DUTY - OREGON MIDDLE SCHOOL	4,000.00	0.00	4,000.00	0.00	0.00	4,000.00
<u>A 2110.1422-27-000</u>	BUS DUTY - SAXTON MIDDLE SCHOOL	4,000.00	0.00	4,000.00	0.00	0.00	4,000.00
<u>A 2110.1422-28-000</u>	BUS DUTY - SOUTH OCEAN MIDDLE SCHOOL	4,000.00	0.00	4,000.00	0.00	0.00	4,000.00
<u>A 2110.1422-37-000</u>	BUS DUTY - HIGH SCHOOL	23,000.00	0.00	23,000.00	0.00	0.00	23,000.00
<u>A 2110.1490-90-000</u>	DISTRICTWIDE STAFF DVLPMNT-PAYROLL	0.00	25,000.00	25,000.00	19,415.00	5,052.00	533.00
<u>A 2110.1545-01-000</u>	HIGH IMPACT TUTORING - BARTON	160,520.00	0.00	160,520.00	29,993.40	101,477.60	29,049.00

PATCHOGUE-MEDFORD UFSD



Appropriation Status Detail Report By Function From 7/1/2023 To 11/30/2023

Account	Description	Budget	Adjustments	Adj. Budget	Expensed	Encumbered	Available
A 2110.1545-02-000	HIGH IMPACT TUTORING - BAY	126,654.00	0.00	126,654.00	30,003.96	78,057.04	18,593.00
A 2110.1545-03-000	HIGH IMPACT TUTORING - CANAAN	160,520.00	0.00	160,520.00	28,724.46	97,184.54	34,611.00
A 2110.1545-04-000	HIGH IMPACT TUTORING - EAGLE	160,520.00	100,000.00	260,520.00	59,413.92	201,017.08	89.00
A 2110.1545-05-000	HIGH IMPACT TUTORING - MEDFORD	160,520.00	81,000.00	241,520.00	54,948.42	185,908.58	663.00
A 2110.1545-06-000	HIGH IMPACT TUTORING - RIVER	126,654.00	17,000.00	143,654.00	32,514.54	111,007.46	132.00
A 2110.1545-07-000	HIGH IMPACT TUTORING - TREMONT	160,520.00	0.00	160,520.00	29,664.84	101,396.66	29,458.50
A 2110.1545-90-000	HOME TEACHING - ELEMENTARY	15,750.00	0.00	15,750.00	0.00	15,170.00	580.00
A 2110.1550-90-000	HIGH IMPACT TUTORING DISTRICT-WIDE	62,640.00	0.00	62,640.00	0.00	0.00	62,640.00
A 2110.1553-90-000	DIFFERENTIALS HORIZ. MOVE, LONG	180,000.00	0.00	180,000.00	0.00	0.00	180,000.00
A 2110.1555-26-000	HIGH IMPACT TUTORING - OREGON	75,626.00	0.00	75,626.00	0.00	0.00	75,626.00
A 2110.1555-27-000	HIGH IMPACT TUTORING - SAXTON	75,626.00	0.00	75,626.00	0.00	0.00	75,626.00
A 2110.1555-28-000	HIGH IMPACT TUTORING - SOUTH OCEAN	109,492.00	0.00	109,492.00	0.00	0.00	109,492.00
A 2110.1555-90-000	HOME TEACHING - SECONDARY	136,500.00	0.00	136,500.00	26,975.00	99,172.00	10,353.00
A 2110.1560-01-000	LUNCH ROOM SUPERVISION	57,200.00	0.00	57,200.00	16,377.00	38,088.20	2,734.80
A 2110.1560-02-000	LUNCH ROOM SUPERVISION	51,100.00	0.00	51,100.00	16,377.00	32,242.60	2,480.40
A 2110.1560-03-000	LUNCH ROOM SUPERVISION	44,800.00	0.00	44,800.00	15,264.00	26,069.80	3,466.20
A 2110.1560-04-000	LUNCH ROOM SUPERVISION	57,100.00	0.00	57,100.00	16,090.80	38,338.00	2,671.20
A 2110.1560-05-000	LUNCH ROOM SUPERVISION	57,400.00	0.00	57,400.00	23,595.60	29,893.00	3,911.40
A 2110.1560-06-000	LUNCH ROOM SUPERVISION	57,700.00	0.00	57,700.00	18,539.40	36,362.20	2,798.40
A 2110.1560-07-000	LUNCH ROOM SUPERVISION	48,700.00	0.00	48,700.00	17,203.80	28,666.00	2,830.20
A 2110.1560-26-000	LUNCH ROOM SUPERVISION	62,600.00	0.00	62,600.00	22,161.20	37,049.44	3,389.36
A 2110.1560-27-000	LUNCH ROOM SUPERVISION	62,600.00	0.00	62,600.00	22,128.61	36,756.13	3,715.26
A 2110.1560-28-000	LUNCH ROOM SUPERVISION	61,800.00	0.00	61,800.00	22,291.56	36,151.67	3,356.77
A 2110.1560-37-000	LUNCH ROOM SUPERVISION	110,500.00	0.00	110,500.00	32,658.60	72,689.80	5,151.60
A 2110.1620-37-000	NONINSTRUCTIONAL CLERICAL	62,090.00	0.00	62,090.00	25,074.84	37,015.16	0.00
A 2110.1660-02-000	LUNCH ROOM MONITORS - BAY	29,286.00	0.00	29,286.00	4,579.87	23,876.38	829.75
A 2110.1660-03-000	LUNCH ROOM MONITORS - CANAAN	19,524.00	0.00	19,524.00	2,786.24	15,956.80	780.96
A 2110.1660-04-000	LUNCH ROOM MONITORS - EAGLE	29,286.00	0.00	29,286.00	7,166.94	20,898.81	1,220.25
A 2110.1660-05-000	LUNCH ROOM MONITORS - MEDFORD	19,524.00	0.00	19,524.00	4,535.26	14,252.52	736.22
A 2110.1660-28-000	LUNCH ROOM MONITORS - SOUTH OCEAN	9,762.00	0.00	9,762.00	12,235.77	0.00	-2,473.77
A 2110.1660-90-000	AIDES	28,146.00	9,000.00	37,146.00	11,257.71	25,851.98	36.31
A 2110.1800-90-000	TEACHER AIDES KDG	306,615.00	0.00	306,615.00	69,645.98	225,333.46	11,635.56
A 2110.1860-90-000	BILINGUAL AIDES	23,742.00	0.00	23,742.00	4,840.23	18,032.47	869.30

PATCHOGUE-MEDFORD UFSD



Appropriation Status Detail Report By Function From 7/1/2023 To 11/30/2023

Account	Description	Budget	Adjustments	Adj. Budget	Expensed	Encumbered	Available
A 2110.1862-90-000	SCIENCE AIDES	193,097.00	0.00	193,097.00	40,858.44	144,995.87	7,242.69
A 2110.1863-26-000	LAVATORY AIDES - OREGON	45,556.00	0.00	45,556.00	7,789.27	36,562.75	1,203.98
A 2110.1863-27-000	LAVATORY AIDES - SAXTON	45,556.00	0.00	45,556.00	9,745.73	34,175.95	1,634.32
A 2110.1863-28-000	LAVATORY AIDES - SOUTH OCEAN	45,556.00	0.00	45,556.00	9,103.07	34,891.01	1,561.92
A 2110.1863-90-000	LAVATORY AIDES - HIGH SCHOOL	193,613.00	0.00	193,613.00	40,491.39	145,884.14	7,237.47
A 2110.2000-01-000	EQUIPMENT - BARTON	2,900.00	0.00	2,900.00	0.00	0.00	2,900.00
A 2110.2000-04-000	EQUIPMENT - EAGLE	5,500.00	0.00	5,500.00	0.00	0.00	5,500.00
A 2110.2000-06-000	EQUIPMENT - RIVER	1,685.00	0.00	1,685.00	0.00	0.00	1,685.00
A 2110.2000-27-000	EQUIPMENT - SAXTON	6,925.00	0.00	6,925.00	0.00	1,404.87	5,520.13
A 2110.2000-37-000	EQUIPMENT - HIGH SCHOOL	5,000.00	0.00	5,000.00	0.00	0.00	5,000.00
A 2110.2001-90-000	SUPERINTENDENT INITIATIVES - EQUIPMENT	10,000.00	0.00	10,000.00	0.00	0.00	10,000.00
A 2110.4000-01-000	CONTRACTUAL - BARTON	23,121.00	0.00	23,121.00	0.00	23,121.00	0.00
A 2110.4000-02-000	CONTRACTUAL - BAY	23,121.00	0.00	23,121.00	0.00	23,121.00	0.00
A 2110.4000-03-000	CONTRACTUAL - CANAAN	27,064.00	0.00	27,064.00	0.00	27,064.00	0.00
A 2110.4000-04-000	CONTRACTUAL - EAGLE	27,064.00	0.00	27,064.00	0.00	27,064.00	0.00
A 2110.4000-05-000	CONTRACTUAL - MEDFORD	23,121.00	0.00	23,121.00	0.00	23,121.00	0.00
A 2110.4000-06-000	CONTRACTUAL - RIVER	16,055.00	0.00	16,055.00	0.00	16,055.00	0.00
A 2110.4000-07-000	CONTRACTUAL - TREMONT	27,064.00	0.00	27,064.00	0.00	27,064.00	0.00
A 2110.4000-26-000	CONTRACTUAL - OREGON	27,064.00	0.00	27,064.00	0.00	27,064.00	0.00
A 2110.4000-27-000	CONTRACTUAL - SAXTON	23,121.00	0.00	23,121.00	0.00	23,121.00	0.00
A 2110.4000-28-000	CONTRACTUAL - SOUTH OCEAN	27,064.00	0.00	27,064.00	0.00	27,064.00	0.00
A 2110.4000-90-000	CONTRACTUAL	64,480.00	0.00	64,480.00	0.00	0.00	64,480.00
A 2110.4001-90-000	SUPERINTENDENT INITIATIVES - CONTRACTUAL SERVICES	25,300.00	-10,000.00	15,300.00	10,864.96	56.02	4,379.02
A 2110.4140-90-000	TRAVEL IN DISTRICT	5,500.00	0.00	5,500.00	471.33	4,278.67	750.00
A 2110.4301-90-000	TUTORING SERVICES	150,000.00	0.00	150,000.00	15,039.75	57,960.25	77,000.00
A 2110.4490-90-000	DISTRICT WIDE STAFF DEVELOPMENT	8,000.00	0.00	8,000.00	0.00	0.00	8,000.00
A 2110.4500-01-000	SUPPLIES - BARTON	14,543.00	0.00	14,543.00	10,543.35	1,681.67	2,317.98
A 2110.4500-01-TCH	TEACHERS SUPPLIES - BARTON	5,500.00	0.00	5,500.00	4,557.43	942.57	0.00
A 2110.4500-02-000	SUPPLIES - BAY	8,000.00	0.00	8,000.00	5,328.60	2,536.90	134.50
A 2110.4500-02-TCH	TEACHERS SUPPLIES - BAY	3,800.00	0.00	3,800.00	2,845.67	954.33	0.00
A 2110.4500-03-000	SUPPLIES - CANAAN	25,778.00	497.68	26,275.68	0.00	6,741.03	19,534.65
A 2110.4500-03-TCH	TEACHERS SUPPLIES - CANAAN	5,300.00	0.00	5,300.00	4,268.78	1,031.22	0.00

PATCHOGUE-MEDFORD UFSD



Appropriation Status Detail Report By Function From 7/1/2023 To 11/30/2023

Account	Description	Budget	Adjustments	Adj. Budget	Expensed	Encumbered	Available
A 2110.4500-04-000	SUPPLIES - EAGLE	20,913.00	0.00	20,913.00	8,670.68	100.00	12,142.32
A 2110.4500-04-TCH	TEACHERS SUPPLIES - EAGLE	5,800.00	500.00	6,300.00	4,724.55	1,575.45	0.00
A 2110.4500-05-000	SUPPLIES - MEDFORD	9,340.00	0.00	9,340.00	4,953.64	1,058.58	3,327.78
A 2110.4500-05-TCH	TEACHERS SUPPLIES - MEDFORD	5,000.00	0.00	5,000.00	4,093.70	906.30	0.00
A 2110.4500-06-000	SUPPLIES - RIVER	9,000.00	0.00	9,000.00	4,815.39	1,122.87	3,061.74
A 2110.4500-06-TCH	TEACHERS SUPPLIES - RIVER	3,600.00	600.00	4,200.00	3,248.08	944.45	7.47
A 2110.4500-07-000	SUPPLIES - TREMONT	8,092.00	51.65	8,143.65	5,186.68	1,295.92	1,661.05
A 2110.4500-07-TCH	TEACHERS SUPPLIES - TREMONT	3,800.00	800.00	4,600.00	3,622.45	977.55	0.00
A 2110.4500-26-000	SUPPLIES - OREGON	15,391.00	0.00	15,391.00	8,415.26	459.96	6,515.78
A 2110.4500-26-TCH	TEACHERS SUPPLIES - OREGON	7,200.00	-600.00	6,600.00	4,162.51	2,437.49	0.00
A 2110.4500-27-000	SUPPLIES - SAXTON	5,005.00	-110.00	4,895.00	4,640.57	21.54	232.89
A 2110.4500-27-TCH	TEACHERS SUPPLIES - SAXTON	6,000.00	0.00	6,000.00	5,238.92	761.08	0.00
A 2110.4500-28-000	SUPPLIES - S. OCEAN	9,500.00	0.00	9,500.00	1,999.47	100.50	7,400.03
A 2110.4500-28-TCH	TEACHERS SUPPLIES - SOUTH OCEAN	7,000.00	-800.00	6,200.00	4,900.42	1,299.58	0.00
A 2110.4500-37-000	SUPPLIES - HIGH SCHOOL	52,948.00	579.50	53,527.50	30,677.39	1,718.23	21,131.88
A 2110.4500-37-TCH	TEACHERS SUPPLIES - HIGH SCHOOL	23,200.00	-500.00	22,700.00	18,607.85	3,994.39	97.76
A 2110.4500-90-000	SUPPLIES	132,423.00	0.00	132,423.00	32,448.95	40,646.01	59,328.04
A 2110.4501-90-000	SUPERINTENDENT INITIATIVES - SUPPLIES AND MATERIALS	5,000.00	-1,422.00	3,578.00	187.75	0.00	3,390.25
A 2110.4700-90-000	FOSTER CHILD TUITION	300,000.00	0.00	300,000.00	0.00	146,944.28	153,055.72
A 2110.4701-90-000	CHARTER SCHOOL	186,000.00	93,576.00	279,576.00	95,781.00	152,731.00	31,064.00
A 2110.4750-01-000	TRAVEL & CONFERENCE - BARTON	476.00	0.00	476.00	88.50	0.00	387.50
A 2110.4750-02-000	TRAVEL & CONFERENCE - BAY	1,000.00	0.00	1,000.00	0.00	0.00	1,000.00
A 2110.4750-04-000	TRAVEL & CONFERENCE - EAGLE	1,000.00	0.00	1,000.00	0.00	0.00	1,000.00
A 2110.4750-06-000	TRAVEL & CONFERENCE - RIVER	600.00	0.00	600.00	0.00	0.00	600.00
A 2110.4750-26-000	TRAVEL & CONFERENCE - OREGON	800.00	0.00	800.00	0.00	0.00	800.00
A 2110.4750-28-000	TRAVEL & CONFERENCE - S. OCEAN	1,500.00	-295.00	1,205.00	0.00	0.00	1,205.00
A 2110.4751-90-000	SUPERINTENDENT INITIATIVES - TRAVEL OTHER	5,000.00	-5,000.00	0.00	0.00	0.00	0.00
A 2110.4800-90-000	INSTRUCTIONAL SVCS TEXTBOOKS	400,000.00	0.00	400,000.00	4,165.20	0.00	395,834.80
A 2110.4900-01-000	BOCES - BARTON	475.00	0.00	475.00	0.00	0.00	475.00
A 2110.4900-02-000	BOCES - BAY	1,000.00	0.00	1,000.00	0.00	0.00	1,000.00
A 2110.4900-04-000	BOCES - EAGLE	1,000.00	0.00	1,000.00	0.00	0.00	1,000.00
A 2110.4900-05-000	BOCES - MEDFORD	1,000.00	0.00	1,000.00	0.00	0.00	1,000.00

PATCHOGUE-MEDFORD UFSD



Appropriation Status Detail Report By Function From 7/1/2023 To 11/30/2023

Account	Description	Budget	Adjustments	Adj. Budget	Expensed	Encumbered	Available
A 2110.4900-06-000	BOCES - RIVER	600.00	0.00	600.00	0.00	0.00	600.00
A 2110.4900-07-000	BOCES - TREMONT	1,000.00	0.00	1,000.00	0.00	0.00	1,000.00
A 2110.4900-26-000	BOCES - OREGON	600.00	0.00	600.00	0.00	0.00	600.00
A 2110.4900-27-000	BOCES - SAXTON	0.00	110.00	110.00	0.00	110.00	0.00
A 2110.4900-28-000	BOCES - S. OCEAN	0.00	295.00	295.00	0.00	295.00	0.00
A 2110.4900-90-000	BOCES PAROCHIAL TEXTS	64,255.00	0.00	64,255.00	0.00	60,700.95	3,554.05
A 2110.4901-90-000	BOCES TUTORING SERVICES	15,500.00	0.00	15,500.00	2,892.00	7,108.00	5,500.00
A 2110.4913-90-000	BOCES CULTURAL ARTS	324,148.00	12,006.00	336,154.00	0.00	126,413.54	209,740.46
A 2110.4915-90-000	BOCES - STAFF DEVELOPMENT	22,450.00	0.00	22,450.00	2,100.00	11,485.00	8,865.00
A 2110.5010-37-000	HIGH SCHOOL - GRADUATION	13,986.00	0.00	13,986.00	103.00	0.00	13,883.00
2110	TEACHING - REGULAR SCHOOL	63,474,907.00	-181,711.17	63,293,195.83	14,440,134.47	46,135,387.93	2,717,673.43
A 2111.2000-37-000	ART EQUIPMENT-HS	9,200.00	-5,337.31	3,862.69	0.00	0.00	3,862.69
A 2111.4140-90-000	TRAVEL IN DISTRICT	1,000.00	0.00	1,000.00	36.35	404.65	559.00
A 2111.4500-01-000	ART SUPPLIES-BARTON	2,196.00	0.00	2,196.00	2,085.52	0.00	110.48
A 2111.4500-02-000	ART SUPPLIES-BAY	1,841.00	0.00	1,841.00	1,111.64	0.00	729.36
A 2111.4500-03-000	ART SUPPLIES-CANAAN	2,574.00	0.00	2,574.00	1,633.09	0.00	940.91
A 2111.4500-04-000	ART SUPPLIES-EAGLE	2,718.00	0.00	2,718.00	1,939.55	0.00	778.45
A 2111.4500-05-000	ART SUPPLIES-MEDFORD	2,246.00	0.00	2,246.00	1,799.89	0.00	446.11
A 2111.4500-06-000	ART SUPPLIES-RIVER	1,485.00	0.00	1,485.00	602.95	0.00	882.05
A 2111.4500-07-000	ART SUPPLIES-TREMONT	2,079.00	0.00	2,079.00	1,542.12	257.44	279.44
A 2111.4500-26-000	ART SUPPLIES-OREGON	5,050.00	0.00	5,050.00	3,434.04	384.01	1,231.95
A 2111.4500-27-000	ART SUPPLIES-SAXTON	5,150.00	0.00	5,150.00	4,185.33	0.00	964.67
A 2111.4500-28-000	ART SUPPLIES-S.OCEAN	5,350.00	0.00	5,350.00	4,596.98	517.25	235.77
A 2111.4500-37-000	ART SUPPLIES-HS	37,750.00	5,591.36	43,341.36	34,795.66	2,046.43	6,499.27
A 2111.4690-90-000	EQUIPMENT REPAIR	1,000.00	370.00	1,370.00	0.00	0.00	1,370.00
A 2111.4900-90-000	BOCES - ART DEPARTMENT	1,600.00	0.00	1,600.00	0.00	0.00	1,600.00
2111	ART	81,239.00	624.05	81,863.05	57,763.12	3,609.78	20,490.15
A 2112.4000-90-000	ENGLISH - CONTRACTUAL - SECONDARY	8,250.00	0.00	8,250.00	6,239.00	0.00	2,011.00
A 2112.4150-90-000	ENGLISH DEPT - TRAVEL & CONFERENCE	4,800.00	-2,700.00	2,100.00	280.00	1,518.00	302.00
A 2112.4160-90-000	ENGLISH DEPT - TRAVEL & CONF - ELEM	3,000.00	0.00	3,000.00	0.00	0.00	3,000.00
A 2112.4500-26-000	ENGLISH SUPPLIES-OREGON	4,020.00	-1,822.85	2,197.15	1,414.95	351.65	430.55
A 2112.4500-27-000	ENGLISH SUPPLIES-SAXTON	3,870.00	200.00	4,070.00	4,032.99	0.00	37.01
A 2112.4500-28-000	ENGLISH SUPPLIES-S.OCEAN	3,900.00	0.00	3,900.00	1,384.65	919.20	1,596.15

PATCHOGUE-MEDFORD UFSD



Appropriation Status Detail Report By Function From 7/1/2023 To 11/30/2023

Account	Description	Budget	Adjustments	Adj. Budget	Expensed	Encumbered	Available
<u>A 2112.4500-37-000</u>	ENGLISH SUPPLIES-HS	12,250.00	-5,700.00	6,550.00	4,184.71	1,001.42	1,363.87
<u>A 2112.4510-26-000</u>	ENGLISH SUPPLIES-OREGON - 6TH GRADE	7,325.00	0.00	7,325.00	5,909.40	0.00	1,415.60
<u>A 2112.4510-27-000</u>	ENGLISH SUPPLIES-SAXTON - 6TH GRADE	5,810.00	0.00	5,810.00	2,886.00	1,887.90	1,036.10
<u>A 2112.4510-28-000</u>	ENGLISH SUPPLIES-S.OCEAN - 6TH GRADE	6,870.00	0.00	6,870.00	5,543.50	0.00	1,326.50
<u>A 2112.4810-26-000</u>	ENGLISH TEXTBOOKS-OREGON - 6TH GRADE	400.00	0.00	400.00	0.00	0.00	400.00
<u>A 2112.4810-27-000</u>	ENGLISH TEXTBOOKS-SAXTON - 6TH GRADE	200.00	0.00	200.00	0.00	0.00	200.00
<u>A 2112.4810-28-000</u>	ENGLISH TEXTBOOKS-S.OCEAN - 6TH GRADE	200.00	0.00	200.00	0.00	0.00	200.00
<u>A 2112.4820-26-000</u>	ENGLISH TEXTBOOKS-OREGON	8,040.00	6,757.95	14,797.95	14,796.03	0.00	1.92
<u>A 2112.4820-27-000</u>	ENGLISH TEXTBOOKS-SAXTON	7,060.00	6,823.04	13,883.04	13,883.04	0.00	0.00
<u>A 2112.4820-28-000</u>	ENGLISH TEXTBOOKS-S.OCEAN	8,380.00	5,942.54	14,322.54	14,322.54	0.00	0.00
<u>A 2112.4820-37-000</u>	ENGLISH TEXTBOOKS-HS	29,594.00	-1,770.98	27,823.02	27,323.22	499.80	0.00
<u>A 2112.4900-90-000</u>	BOCES - ENGLISH SECONDARY	1,000.00	0.00	1,000.00	0.00	300.00	700.00
<u>A 2112.4910-90-000</u>	BOCES - ENGLISH ELEMENTARY	2,200.00	0.00	2,200.00	0.00	150.00	2,050.00
2112	ENGLISH *	117,169.00	7,729.70	124,898.70	102,200.03	6,627.97	16,070.70
<u>A 2113.4150-90-000</u>	HEALTH DEPT. - TRAVEL AND CONFERENCE	500.00	0.00	500.00	0.00	0.00	500.00
<u>A 2113.4500-37-000</u>	HEALTH SUPPLIES	900.00	0.00	900.00	839.17	0.00	60.83
<u>A 2113.4900-90-000</u>	BOCES - HEALTH DEPARTMENT	400.00	0.00	400.00	0.00	0.00	400.00
2113	HEALTH ED *	1,800.00	0.00	1,800.00	839.17	0.00	960.83
<u>A 2114.4500-90-000</u>	SUPPLIES - HIGH SCHOOL	3,500.00	0.00	3,500.00	2,497.11	602.60	400.29
2114	HOME & CAREER *	3,500.00	0.00	3,500.00	2,497.11	602.60	400.29
<u>A 2115.2000-37-000</u>	TECHNOLOGY ED. EQUIPMENT-HS	1,850.00	0.00	1,850.00	1,741.15	0.00	108.85
<u>A 2115.4500-26-000</u>	SUPPLIES - OREGON	8,500.00	0.00	8,500.00	6,213.01	0.00	2,286.99
<u>A 2115.4500-27-000</u>	SUPPLIES - SAXTON	8,500.00	0.00	8,500.00	7,415.55	0.00	1,084.45
<u>A 2115.4500-28-000</u>	SUPPLIES - S. OCEAN	8,500.00	-1,500.00	7,000.00	5,584.69	0.00	1,415.31
<u>A 2115.4500-37-000</u>	SUPPLIES - HIGH SCHOOL	23,500.00	1,500.00	25,000.00	19,121.32	1,007.83	4,870.85
<u>A 2115.4690-90-000</u>	EQUIPMENT REPAIR	2,000.00	0.00	2,000.00	0.00	0.00	2,000.00
<u>A 2115.4900-90-000</u>	BOCES - TECHNOLOGY ED DEPARTMENT	500.00	0.00	500.00	0.00	0.00	500.00
2115	TECHNOLOGY *	53,350.00	0.00	53,350.00	40,075.72	1,007.83	12,266.45
<u>A 2116.4000-90-000</u>	FOR LANGUAGE CONTRACTUAL - DISTRICT WIDE	15,000.00	0.00	15,000.00	13,200.00	0.00	1,800.00
<u>A 2116.4150-90-000</u>	FOR LANGUAGE TRAVEL & CONFERENCE	1,680.00	0.00	1,680.00	321.32	978.68	380.00
<u>A 2116.4500-26-000</u>	FOR LANGUAGE SUPPLIES-OREGON	200.00	-100.00	100.00	0.00	0.00	100.00

PATCHOGUE-MEDFORD UFSD



Appropriation Status Detail Report By Function From 7/1/2023 To 11/30/2023

Account	Description	Budget	Adjustments	Adj. Budget	Expensed	Encumbered	Available
A 2116.4500-27-000	FOR LANGUAGE SUPPLIES-SAXTON	200.00	-200.00	0.00	0.00	0.00	0.00
A 2116.4500-28-000	FOR LANGUAGE SUPPLIES-S.OCEAN	400.00	-400.00	0.00	0.00	0.00	0.00
A 2116.4500-37-000	FOR LANGUAGE SUPPLIES-HS	500.00	-500.00	0.00	0.00	0.00	0.00
A 2116.4820-26-000	FOR LANGUAGE TEXTBOOKS-OREGON	19,230.00	0.00	19,230.00	6,330.00	0.00	12,900.00
A 2116.4820-27-000	FOR LANGUAGE TEXTBOOKS-SAXTON	19,230.00	-305.00	18,925.00	5,520.00	0.00	13,405.00
A 2116.4820-28-000	FOR LANGUAGE TEXTBOOKS-S.OCEAN	19,230.00	0.00	19,230.00	7,020.00	0.00	12,210.00
A 2116.4820-37-000	FOR LANGUAGE TEXTBOOKS-HS	5,750.00	305.00	6,055.00	810.00	5,244.75	0.25
A 2116.4900-90-000	BOCES - LOTE DEPARTMENT	1,125.00	0.00	1,125.00	0.00	0.00	1,125.00
2116	FOR LANGUAGE *	82,545.00	-1,200.00	81,345.00	33,201.32	6,223.43	41,920.25
A 2117.4000-90-000	MATH CONTRACTUAL EXP - SECONDARY	16,200.00	0.00	16,200.00	0.00	500.00	15,700.00
A 2117.4010-90-000	MATH CONTRACTUAL EXP - ELEMENTARY	1,200.00	0.00	1,200.00	0.00	0.00	1,200.00
A 2117.4150-90-000	MATH TRAVEL & CONF - SECONDARY	1,000.00	0.00	1,000.00	0.00	0.00	1,000.00
A 2117.4160-90-000	MATH TRAVEL & CONF - ELEMENTARY	1,000.00	0.00	1,000.00	0.00	0.00	1,000.00
A 2117.4500-01-000	MATH SUPPLIES-BARTON	1,300.00	38.45	1,338.45	1,052.69	175.00	110.76
A 2117.4500-02-000	MATH SUPPLIES-BAY	1,000.00	0.00	1,000.00	921.71	0.00	78.29
A 2117.4500-03-000	MATH SUPPLIES-CANAAN	1,400.00	0.00	1,400.00	1,032.81	254.98	112.21
A 2117.4500-04-000	MATH SUPPLIES-EAGLE	1,400.00	0.00	1,400.00	1,276.94	0.00	123.06
A 2117.4500-05-000	MATH SUPPLIES-MEDFORD	1,200.00	0.00	1,200.00	970.10	222.69	7.21
A 2117.4500-06-000	MATH SUPPLIES-RIVER	1,100.00	0.00	1,100.00	834.56	175.00	90.44
A 2117.4500-07-000	MATH SUPPLIES-TREMONT	1,500.00	0.00	1,500.00	921.63	464.27	114.10
A 2117.4500-26-000	MATH SUPPLIES-OREGON	13,925.00	0.00	13,925.00	8,965.11	0.00	4,959.89
A 2117.4500-27-000	MATH SUPPLIES-SAXTON	13,400.00	0.00	13,400.00	8,225.88	0.00	5,174.12
A 2117.4500-28-000	MATH SUPPLIES-S.OCEAN	14,195.00	0.00	14,195.00	5,552.33	0.00	8,642.67
A 2117.4500-37-000	MATH SUPPLIES-HS	44,705.00	-2,250.00	42,455.00	34,331.00	0.00	8,124.00
A 2117.4510-26-000	MATH SUPPLIES-OREGON - 6TH GRADE	1,800.00	0.00	1,800.00	820.28	0.00	979.72
A 2117.4510-27-000	MATH SUPPLIES-SAXTON - 6TH GRADE	1,800.00	0.00	1,800.00	263.96	200.00	1,336.04
A 2117.4510-28-000	MATH SUPPLIES-S.OCEAN - 6TH GRADE	2,100.00	0.00	2,100.00	263.96	0.00	1,836.04
A 2117.4810-26-000	MATH TEXTBOOKS-OREGON 6TH GRADE	6,600.00	0.00	6,600.00	5,982.00	0.00	618.00
A 2117.4810-27-000	MATH TEXTBOOKS-SAXTON 6TH GRADE	6,200.00	0.00	6,200.00	4,794.00	0.00	1,406.00
A 2117.4810-28-000	MATH TEXTBOOKS-SOUTH OCEAN 6TH GRADE	6,500.00	0.00	6,500.00	6,186.00	0.00	314.00
A 2117.4820-37-000	MATH TEXTBOOKS-HS	600.00	0.00	600.00	0.00	0.00	600.00
A 2117.4900-90-000	BOCES - MATH DEPARTMENT - SECONDARY	2,000.00	0.00	2,000.00	0.00	200.00	1,800.00

PATCHOGUE-MEDFORD UFSD



Appropriation Status Detail Report By Function From 7/1/2023 To 11/30/2023

Account	Description	Budget	Adjustments	Adj. Budget	Expensed	Encumbered	Available
A 2117.4910-90-000	BOCES - MATH DEPARTMENT - ELEMENTARY	2,375.00	0.00	2,375.00	0.00	300.00	2,075.00
2117	MATH	144,500.00	-2,211.55	142,288.45	82,394.96	2,491.94	57,401.55
A 2118.2000-02-000	MUSIC EQUIPMENT-BAY	4,000.00	1,893.80	5,893.80	2,539.80	3,354.00	0.00
A 2118.2000-03-000	MUSIC EQUIPMENT-CANAAN	7,000.00	-635.13	6,364.87	3,010.87	3,354.00	0.00
A 2118.2000-05-000	MUSIC EQUIPMENT-MEDFORD	4,000.00	-153.58	3,846.42	3,846.42	0.00	0.00
A 2118.2000-07-000	MUSIC EQUIPMENT-TREMONT	4,000.00	-105.65	3,894.35	3,894.35	0.00	0.00
A 2118.2000-26-000	MUSIC EQUIPMENT-OREGON	9,250.00	-812.15	8,437.85	0.00	8,437.85	0.00
A 2118.2000-27-000	MUSIC EQUIPMENT-SAXTON	1,750.00	4,989.59	6,739.59	6,739.59	0.00	0.00
A 2118.2000-37-000	MUSIC EQUIPMENT-HS	21,300.00	-4,962.36	16,337.64	127.05	14,534.50	1,676.09
A 2118.4140-90-000	TRAVEL IN DISTRICT	1,500.00	0.00	1,500.00	44.68	941.32	514.00
A 2118.4330-90-000	EQUIPMENT RENTAL	5,000.00	0.00	5,000.00	3,025.00	1,530.00	445.00
A 2118.4500-01-000	MUSIC SUPPLIES-BARTON	2,421.00	0.00	2,421.00	884.88	811.28	724.84
A 2118.4500-02-000	MUSIC SUPPLIES-BAY	1,614.00	0.00	1,614.00	894.12	99.92	619.96
A 2118.4500-03-000	MUSIC SUPPLIES-CANAAN	2,205.00	0.00	2,205.00	1,258.18	484.41	462.41
A 2118.4500-04-000	MUSIC SUPPLIES-EAGLE	6,183.00	0.00	6,183.00	3,328.77	2,638.32	215.91
A 2118.4500-05-000	MUSIC SUPPLIES-MEDFORD	1,875.00	0.00	1,875.00	1,282.43	365.08	227.49
A 2118.4500-06-000	MUSIC SUPPLIES-RIVER	2,544.00	0.00	2,544.00	713.61	1,018.07	812.32
A 2118.4500-07-000	MUSIC SUPPLIES-TREMONT	4,648.00	0.00	4,648.00	4,522.07	99.20	26.73
A 2118.4500-26-000	MUSIC SUPPLIES-OREGON	2,700.00	0.00	2,700.00	1,873.93	219.14	606.93
A 2118.4500-27-000	MUSIC SUPPLIES-SAXTON	16,525.00	410.00	16,935.00	15,111.76	421.17	1,402.07
A 2118.4500-28-000	MUSIC SUPPLIES-S.OCEAN	1,200.00	1,048.25	2,248.25	2,177.16	18.72	52.37
A 2118.4500-37-000	MUSIC SUPPLIES-HS	14,150.00	5,705.63	19,855.63	10,710.66	5,894.51	3,250.46
A 2118.4690-90-000	EQUIPMENT REPAIR	40,000.00	1,778.63	41,778.63	27,070.95	10,946.68	3,761.00
A 2118.4691-90-000	PIANO TUNING & RPR	4,000.00	0.00	4,000.00	1,290.00	710.00	2,000.00
A 2118.4800-90-000	SUPPL TEXTBOOKS	525.00	0.00	525.00	494.63	0.00	30.37
A 2118.4810-90-000	ELEMENTARY TEXTBOOKS	8,500.00	0.00	8,500.00	3,256.04	1,000.00	4,243.96
A 2118.4820-90-000	SEC TEXTBOOKS	13,070.00	-3,029.00	10,041.00	6,554.07	689.76	2,797.17
A 2118.4900-90-000	BOCES - MUSIC DEPARTMENT	1,000.00	0.00	1,000.00	0.00	0.00	1,000.00
2118	MUSIC	180,960.00	6,128.03	187,088.03	104,651.02	57,567.93	24,869.08
A 2119.4150-90-000	PHYS. ED. DEPT. TRAVEL & CONFERENCE	1,500.00	900.00	2,400.00	700.00	683.87	1,016.13
A 2119.4500-01-000	PHYS. ED. SUPPLIES - BARTON	1,200.00	-500.00	700.00	307.37	387.35	5.28
A 2119.4500-02-000	PHYS. ED. SUPPLIES - BAY	1,200.00	-500.00	700.00	393.58	206.29	100.13
A 2119.4500-03-000	PHYS. ED. SUPPLIES - CANAAN	1,200.00	997.26	2,197.26	674.51	1,509.33	13.42

PATCHOGUE-MEDFORD UFSD



Appropriation Status Detail Report By Function From 7/1/2023 To 11/30/2023

Account	Description	Budget	Adjustments	Adj. Budget	Expensed	Encumbered	Available
A 2119.4500-04-000	PHYS. ED. SUPPLIES - EAGLE	1,200.00	-320.35	879.65	879.65	0.00	0.00
A 2119.4500-05-000	PHYS. ED. SUPPLIES - MEDFORD	1,200.00	-500.00	700.00	696.93	0.00	3.07
A 2119.4500-06-000	PHYS. ED. SUPPLIES - RIVER	1,200.00	-602.05	597.95	597.95	0.00	0.00
A 2119.4500-07-000	PHYS. ED. SUPPLIES - TREMONT	1,200.00	-500.00	700.00	698.67	0.00	1.33
A 2119.4500-26-000	PHYS. ED. SUPPLIES - OREGON	3,000.00	-1,300.00	1,700.00	839.47	849.52	11.01
A 2119.4500-27-000	PHYS. ED. SUPPLIES - SAXTON	3,000.00	-1,300.00	1,700.00	1,669.59	0.00	30.41
A 2119.4500-28-000	PHYS. ED. SUPPLIES - S. OCEAN	3,000.00	-1,300.00	1,700.00	811.69	582.50	305.81
A 2119.4500-37-000	PHYS. ED. SUPPLIES - HIGH SCHOOL	9,000.00	-74.86	8,925.14	8,851.37	73.77	0.00
A 2119.4900-90-000	BOCES - PHYS ED DEPARTMENT	500.00	-500.00	0.00	0.00	0.00	0.00
2119	PHYS EDUC *	28,400.00	-5,500.00	22,900.00	17,120.78	4,292.63	1,486.59
A 2120.4150-90-000	READING DEPT. - TRAVEL & CONFERENCE	2,500.00	0.00	2,500.00	0.00	395.00	2,105.00
A 2120.4500-01-000	RDG SUPPLIES - BARTON	13,222.00	0.00	13,222.00	6,565.47	270.00	6,386.53
A 2120.4500-02-000	RDG SUPPLIES - BAY	10,879.00	-200.00	10,679.00	2,767.48	0.00	7,911.52
A 2120.4500-03-000	RDG SUPPLIES - CANAAN	14,276.00	0.00	14,276.00	6,240.78	583.20	7,452.02
A 2120.4500-04-000	RDG SUPPLIES - EAGLE	12,923.00	0.00	12,923.00	6,101.20	178.00	6,643.80
A 2120.4500-05-000	RDG SUPPLIES - MEDFORD	12,897.00	0.00	12,897.00	8,851.36	0.00	4,045.64
A 2120.4500-06-000	RDG SUPPLIES - RIVER	10,195.00	0.00	10,195.00	3,474.21	313.00	6,407.79
A 2120.4500-07-000	RDG SUPPLIES - TREMONT	12,077.00	0.00	12,077.00	7,578.62	184.47	4,313.91
A 2120.4500-26-000	RDG SUPPLIES - OREGON	1,931.00	0.00	1,931.00	274.73	0.00	1,656.27
A 2120.4500-27-000	RDG SUPPLIES - SAXTON	1,931.00	0.00	1,931.00	549.46	322.29	1,059.25
A 2120.4500-28-000	RDG SUPPLIES - S.OCEAN	2,315.00	0.00	2,315.00	549.46	0.00	1,765.54
A 2120.4500-37-000	RDG SUPPLIES - HIGH SCHOOL	1,033.00	0.00	1,033.00	241.76	791.24	0.00
A 2120.4500-90-000	READING SUPPLIES	4,682.00	0.00	4,682.00	402.20	2,668.07	1,611.73
A 2120.4810-01-000	TEXTS - RDG./ BARTON	200.00	0.00	200.00	0.00	0.00	200.00
A 2120.4810-02-000	TEXTS - RDG./ BAY	100.00	0.00	100.00	0.00	0.00	100.00
A 2120.4810-03-000	TEXTS - RDG./ CANAAN	200.00	0.00	200.00	0.00	0.00	200.00
A 2120.4810-04-000	TEXTS - RDG./ EAGLE	200.00	0.00	200.00	0.00	0.00	200.00
A 2120.4810-05-000	TEXTS - RDG./ MEDFORD	200.00	0.00	200.00	0.00	0.00	200.00
A 2120.4810-06-000	TEXTS - RDG./ RIVER	100.00	0.00	100.00	0.00	0.00	100.00
A 2120.4810-07-000	TEXTS - RDG./ TREMONT	400.00	0.00	400.00	0.00	0.00	400.00
A 2120.4820-26-000	RDG TEXTBOOKS-OREGON	3,000.00	0.00	3,000.00	0.00	0.00	3,000.00
A 2120.4820-27-000	RDG TEXTBOOKS-SAXTON	3,000.00	0.00	3,000.00	0.00	0.00	3,000.00
A 2120.4820-28-000	RDG TEXTBOOKS-S. OCEAN	3,000.00	0.00	3,000.00	0.00	0.00	3,000.00

PATCHOGUE-MEDFORD UFSD



Appropriation Status Detail Report By Function From 7/1/2023 To 11/30/2023

Account	Description	Budget	Adjustments	Adj. Budget	Expensed	Encumbered	Available
<u>A 2120.4900-90-000</u>	BOCES - READING DEPARTMENT	2,500.00	0.00	2,500.00	0.00	0.00	2,500.00
2120	READING *	113,761.00	-200.00	113,561.00	43,596.73	5,705.27	64,259.00
<u>A 2121.4000-90-000</u>	CONTRACTUAL - SECONDARY	3,100.00	0.00	3,100.00	0.00	0.00	3,100.00
<u>A 2121.4010-90-000</u>	CONTRACTUAL - ELEMENTARY	1,000.00	0.00	1,000.00	0.00	0.00	1,000.00
<u>A 2121.4150-90-000</u>	SCIENCE-TRAVEL & CONF SECONDARY	1,000.00	0.00	1,000.00	0.00	0.00	1,000.00
<u>A 2121.4160-90-000</u>	SCIENCE-TRAVEL & CONF ELEMENTARY	1,000.00	0.00	1,000.00	0.00	0.00	1,000.00
<u>A 2121.4500-01-000</u>	SCIENCE SUPPLIES - BARTON	12,575.00	1,800.00	14,375.00	14,170.68	198.98	5.34
<u>A 2121.4500-02-000</u>	SCIENCE SUPPLIES - BAY	9,297.00	0.00	9,297.00	8,518.35	198.98	579.67
<u>A 2121.4500-03-000</u>	SCIENCE SUPPLIES - CANAAN	12,948.00	0.00	12,948.00	10,338.20	198.98	2,410.82
<u>A 2121.4500-04-000</u>	SCIENCE SUPPLIES - EAGLE	13,637.00	0.00	13,637.00	12,528.50	198.98	909.52
<u>A 2121.4500-05-000</u>	SCIENCE SUPPLIES - MEDFORD	10,068.00	2,085.40	12,153.40	11,871.82	198.98	82.60
<u>A 2121.4500-06-000</u>	SCIENCE SUPPLIES - RIVER	8,270.00	0.00	8,270.00	5,967.34	202.98	2,099.68
<u>A 2121.4500-07-000</u>	SCIENCE SUPPLIES - TREMONT	9,250.00	0.00	9,250.00	9,250.00	0.00	0.00
<u>A 2121.4500-26-000</u>	SCIENCE SUPPLIES - OREGON	9,000.00	0.00	9,000.00	6,631.53	2,246.77	121.70
<u>A 2121.4500-27-000</u>	SCIENCE SUPPLIES - SAXTON	8,800.00	0.00	8,800.00	5,857.15	168.84	2,774.01
<u>A 2121.4500-28-000</u>	SCIENCE SUPPLIES - S. OCEAN	9,300.00	0.00	9,300.00	6,150.53	92.64	3,056.83
<u>A 2121.4500-37-000</u>	SCIENCE SUPPLIES - HIGH SCHOOL	39,750.00	0.00	39,750.00	21,078.94	7,566.59	11,104.47
<u>A 2121.4510-26-000</u>	SCIENCE SUPPLIES - OREGON - 6TH GRADE	7,815.00	-1,800.00	6,015.00	2,249.12	1,551.00	2,214.88
<u>A 2121.4510-27-000</u>	SCIENCE SUPPLIES - SAXTON - 6TH GRADE	5,011.00	0.00	5,011.00	4,588.89	356.60	65.51
<u>A 2121.4510-28-000</u>	SCIENCE SUPPLIES - S. OCEAN - 6TH GRADE	10,555.00	-2,038.45	8,516.55	3,030.81	356.60	5,129.14
<u>A 2121.4690-90-000</u>	EQUIPMENT REPAIR	3,500.00	0.00	3,500.00	0.00	0.00	3,500.00
<u>A 2121.4810-26-000</u>	SCIENCE TEXTBOOKS-OREGON - 6TH GRADE	27,414.00	0.00	27,414.00	1,620.00	0.00	25,794.00
<u>A 2121.4810-27-000</u>	SCIENCE TEXTBOOKS-SAXTON - 6TH GRADE	26,334.00	0.00	26,334.00	1,620.00	0.00	24,714.00
<u>A 2121.4810-28-000</u>	SCIENCE TEXTBOOKS-SOUTH OCEAN - 6TH GRADE	27,414.00	0.00	27,414.00	2,160.00	0.00	25,254.00
<u>A 2121.4820-26-000</u>	SCIENCE TEXTBOOKS-OREGON	4,500.00	0.00	4,500.00	0.00	0.00	4,500.00
<u>A 2121.4820-27-000</u>	SCIENCE TEXTBOOKS-SAXTON	3,000.00	0.00	3,000.00	0.00	0.00	3,000.00
<u>A 2121.4820-28-000</u>	SCIENCE TEXTBOOKS-S.OCEAN	2,000.00	0.00	2,000.00	0.00	0.00	2,000.00
<u>A 2121.4820-37-000</u>	SCIENCE TEXTBOOKS-HS	1,000.00	0.00	1,000.00	0.00	0.00	1,000.00
<u>A 2121.4900-90-000</u>	BOCES - SCIENCE - SECONDARY	47,360.00	0.00	47,360.00	0.00	43,791.00	3,569.00
<u>A 2121.4910-90-000</u>	BOCES - SCIENCE - ELEMENTARY	2,000.00	0.00	2,000.00	0.00	150.00	1,850.00

PATCHOGUE-MEDFORD UFSD



Appropriation Status Detail Report By Function From 7/1/2023 To 11/30/2023

Account	Description	Budget	Adjustments	Adj. Budget	Expensed	Encumbered	Available
2121	SCIENCE *	316,898.00	46.95	316,944.95	127,631.86	57,477.92	131,835.17
A 2122.4000-37-000	SOCIAL STUDIES - CONTRACTUAL AND OTHER	36,000.00	-28,816.00	7,184.00	1,000.00	600.00	5,584.00
A 2122.4150-90-000	TRAVEL & CONFERENCE	5,500.00	276.00	5,776.00	1,155.00	2,630.14	1,990.86
A 2122.4160-90-000	TRAVEL & CONFERENCE - ELEMENTARY	650.00	0.00	650.00	0.00	0.00	650.00
A 2122.4500-26-000	SOCIAL STUDIES SUPPLIES-OREGON	1,580.00	-1,580.00	0.00	0.00	0.00	0.00
A 2122.4500-27-000	SOCIAL STUDIES SUPPLIES-SAXTON	1,700.00	-914.00	786.00	754.56	0.00	31.44
A 2122.4500-28-000	SOCIAL STUDIES SUPPLIES-S.OCEAN	1,900.00	-1,642.54	257.46	0.00	0.00	257.46
A 2122.4500-37-000	SOCIAL STUDIES SUPPLIES-HS	8,180.00	-1,284.12	6,895.88	6,895.88	0.00	0.00
A 2122.4510-26-000	SOCIAL STUDIES SUPPLIES-OREGON - 6TH GRADE	400.00	0.00	400.00	0.00	0.00	400.00
A 2122.4510-27-000	SOCIAL STUDIES SUPPLIES-SAXTON - 6TH GRADE	400.00	0.00	400.00	0.00	0.00	400.00
A 2122.4510-28-000	SOCIAL STUDIES SUPPLIES-S.OCEAN - 6TH GRADE	400.00	0.00	400.00	97.99	2.00	300.01
A 2122.4810-01-000	SOCIAL STUDIES TEXTBOOKS-BARTON	100.00	0.00	100.00	0.00	0.00	100.00
A 2122.4810-02-000	SOCIAL STUDIES TEXTBOOKS-BAY	100.00	0.00	100.00	0.00	0.00	100.00
A 2122.4810-03-000	SOCIAL STUDIES TEXTBOOKS-CANAAN	100.00	0.00	100.00	0.00	0.00	100.00
A 2122.4810-04-000	SOCIAL STUDIES TEXTBOOKS-EAGLE	100.00	0.00	100.00	0.00	0.00	100.00
A 2122.4810-05-000	SOCIAL STUDIES TEXTBOOKS-MEDFORD	100.00	0.00	100.00	0.00	0.00	100.00
A 2122.4810-06-000	SOCIAL STUDIES TEXTBOOKS-RIVER	100.00	0.00	100.00	0.00	0.00	100.00
A 2122.4810-07-000	SOCIAL STUDIES TEXTBOOKS-TREMONT	100.00	0.00	100.00	0.00	0.00	100.00
A 2122.4810-26-000	SOCIAL STUDIES TEXTBOOKS-OREGON - 6TH GRADE	100.00	0.00	100.00	0.00	0.00	100.00
A 2122.4810-27-000	SOCIAL STUDIES TEXTBOOKS-SAXTON - 6TH GRADE	100.00	0.00	100.00	0.00	0.00	100.00
A 2122.4810-28-000	SOCIAL STUDIES TEXTBOOKS-S.OCEAN - 6TH GRADE	100.00	0.00	100.00	0.00	0.00	100.00
A 2122.4820-26-000	SOCIAL STUDIES TEXTBOOKS-OREGON	300.00	-300.00	0.00	0.00	0.00	0.00
A 2122.4820-27-000	SOCIAL STUDIES TEXTBOOKS-SAXTON	300.00	-300.00	0.00	0.00	0.00	0.00
A 2122.4820-28-000	SOCIAL STUDIES TEXTBOOKS-S.OCEAN	300.00	-300.00	0.00	0.00	0.00	0.00
A 2122.4820-37-000	SOCIAL STUDIES TEXTBOOKS - HIGH SCHOOL	5,615.00	20,730.96	26,345.96	25,091.16	895.23	359.57
A 2122.4822-37-000	SOCIAL STUDIES CONSUMABLES-HIGH SCHOOL	9,000.00	1,700.00	10,700.00	0.00	10,499.60	200.40
A 2122.4900-90-000	BOCES - SOCIAL STUDIES SECONDARY	1,000.00	0.00	1,000.00	0.00	800.00	200.00

PATCHOGUE-MEDFORD UFSD

Appropriation Status Detail Report By Function From 7/1/2023 To 11/30/2023



Account	Description	Budget	Adjustments	Adj. Budget	Expensed	Encumbered	Available
A 2122.4910-90-000	BOCES - SOCIAL STUDIES ELEMENTARY	5,000.00	0.00	5,000.00	0.00	3,924.00	1,076.00
2122	SOCIAL STUDIES *	79,225.00	-12,429.70	66,795.30	34,994.59	19,350.97	12,449.74
A 2123.4150-90-000	TRAVEL/CONFERENCE	6,000.00	0.00	6,000.00	526.59	0.00	5,473.41
A 2123.4500-26-000	SUPPLIES - OREGON	2,000.00	0.00	2,000.00	499.27	0.00	1,500.73
A 2123.4500-27-000	SUPPLIES - SAXTON	2,000.00	4,000.00	6,000.00	0.00	0.00	6,000.00
A 2123.4500-28-000	SUPPLIES - S. OCEAN	2,000.00	0.00	2,000.00	499.62	0.00	1,500.38
A 2123.4500-37-000	SUPPLIES - HIGH SCHOOL	8,500.00	-4,000.00	4,500.00	3,084.77	869.66	545.57
A 2123.4820-90-000	TEXTBOOKS	2,100.00	0.00	2,100.00	2,100.00	0.00	0.00
A 2123.4822-90-000	CONSUMABLES	3,800.00	0.00	3,800.00	0.00	3,000.00	800.00
A 2123.4900-90-000	BOCES - BUSINESS ED DEPARTMENT	500.00	0.00	500.00	0.00	295.00	205.00
2123	BUS EDUC *	26,900.00	0.00	26,900.00	6,710.25	4,164.66	16,025.09
A 2127.4900-90-000	BOCES ROTC	231,696.00	0.00	231,696.00	0.00	231,696.00	0.00
2127	ROTC PROGRAM *	231,696.00	0.00	231,696.00	0.00	231,696.00	0.00
A 2128.4000-90-000	ELL/ENL CONTRACTUAL	20,000.00	0.00	20,000.00	97.00	0.00	19,903.00
A 2128.4150-90-000	ELL TRAVEL & CONFERENCE - SECONDARY	7,740.00	-600.00	7,140.00	177.57	2,211.43	4,751.00
A 2128.4160-90-000	DUAL LANGUAGE TRAVEL & CONFERENCE - ELEMENTARY	25,220.00	0.00	25,220.00	0.00	16,500.00	8,720.00
A 2128.4165-90-000	ELEMENTARY ENL TRAVEL & CONFERENCE	12,770.00	0.00	12,770.00	0.00	0.00	12,770.00
A 2128.4500-02-000	DUAL LANGUAGE SUPPLIES - BAY	33,055.00	-575.00	32,480.00	20,393.80	4,395.00	7,691.20
A 2128.4500-03-000	DUAL LANGUAGE SUPPLIES - CANAAN	33,055.00	-575.00	32,480.00	20,373.80	4,395.00	7,711.20
A 2128.4500-04-000	DUAL LANGUAGE SUPPLIES - EAGLE	33,055.00	-575.00	32,480.00	20,173.80	4,395.00	7,911.20
A 2128.4500-05-000	DUAL LANGUAGE SUPPLIES - MEDFORD	33,655.00	-575.00	33,080.00	20,573.80	4,140.00	8,366.20
A 2128.4500-26-000	ELL SUPPLIES - OREGON	1,195.00	175.22	1,370.22	1,370.22	0.00	0.00
A 2128.4500-27-000	ELL SUPPLIES - SAXTON	1,515.00	-81.65	1,433.35	1,433.35	0.00	0.00
A 2128.4500-28-000	ELL SUPPLIES - S. OCEAN	1,075.00	-79.70	995.30	995.30	0.00	0.00
A 2128.4500-37-000	ELL SUPPLIES - HIGH SCHOOL	8,975.00	1,186.13	10,161.13	9,939.68	0.00	221.45
A 2128.4500-90-000	ELL SUPPLIES - SECONDARY	8,200.00	100.00	8,300.00	2,388.99	5,894.81	16.20
A 2128.4505-01-000	ELEMENTARY ENL SUPPLIES - BARTON	3,474.00	-661.00	2,813.00	0.00	0.00	2,813.00
A 2128.4505-02-000	ELEMENTARY ENL SUPPLIES - BAY	200.00	0.00	200.00	0.00	0.00	200.00
A 2128.4505-03-000	ELEMENTARY ENL SUPPLIES - CANAAN	500.00	0.00	500.00	0.00	0.00	500.00
A 2128.4505-04-000	ELEMENTARY ENL SUPPLIES - EAGLE	300.00	0.00	300.00	0.00	0.00	300.00
A 2128.4505-05-000	ELEMENTARY ENL SUPPLIES - MEDFORD	600.00	0.00	600.00	0.00	255.00	345.00
A 2128.4505-06-000	ELEMENTARY ENL SUPPLIES - RIVER	3,574.00	-661.00	2,913.00	49.91	460.09	2,403.00
A 2128.4505-07-000	ELEMENTARY ENL SUPPLIES - TREMONT	3,374.00	-661.00	2,713.00	134.17	351.18	2,227.65

PATCHOGUE-MEDFORD UFSD



Appropriation Status Detail Report By Function From 7/1/2023 To 11/30/2023

Account	Description	Budget	Adjustments	Adj. Budget	Expensed	Encumbered	Available
A 2128.4510-90-000	DISTRICTWIDE ENL/DUAL LANG SUPPLIES - ELEMENTARY	3,752.00	0.00	3,752.00	1,459.01	2,292.99	0.00
A 2128.4820-26-000	ELL TEXTBOOKS - OREGON	800.00	0.00	800.00	0.00	768.90	31.10
A 2128.4820-27-000	ELL TEXTBOOKS - SAXTON	1,025.00	0.00	1,025.00	0.00	733.95	291.05
A 2128.4820-28-000	ELL TEXTBOOKS - S. OCEAN	1,670.00	0.00	1,670.00	0.00	1,642.65	27.35
A 2128.4820-37-000	ELL TEXTBOOKS - HIGH SCHOOL	7,525.00	0.00	7,525.00	1,935.00	1,860.00	3,730.00
A 2128.4825-01-000	ELEMENTARY ENL TEXTBOOKS - BARTON	2,500.00	0.00	2,500.00	0.00	0.00	2,500.00
A 2128.4825-02-000	ELEMENTARY ENL TEXTBOOKS - BAY	2,000.00	0.00	2,000.00	0.00	0.00	2,000.00
A 2128.4825-03-000	ELEMENTARY ENL TEXTBOOKS - CANAAN	3,250.00	0.00	3,250.00	0.00	0.00	3,250.00
A 2128.4825-04-000	ELEMENTARY ENL TEXTBOOKS - EAGLE	2,750.00	0.00	2,750.00	0.00	0.00	2,750.00
A 2128.4825-05-000	ELEMENTARY ENL TEXTBOOKS - MEDFORD	1,750.00	0.00	1,750.00	0.00	0.00	1,750.00
A 2128.4825-06-000	ELEMENTARY ENL TEXTBOOKS - RIVER	1,500.00	0.00	1,500.00	990.00	0.00	510.00
A 2128.4825-07-000	ELEMENTARY ENL TEXTBOOKS - TREMONT	1,500.00	0.00	1,500.00	0.00	0.00	1,500.00
A 2128.4900-90-000	BOCES - ELL - SECONDARY	11,000.00	0.00	11,000.00	0.00	1,450.00	9,550.00
A 2128.4910-90-000	BOCES - DUAL LANGUAGE - ELEMENTARY	4,125.00	0.00	4,125.00	0.00	0.00	4,125.00
A 2128.4915-90-000	BOCES - ENL - ELEMENTARY	4,125.00	0.00	4,125.00	0.00	0.00	4,125.00
2128	ENGL AS SEC LANG *	280,804.00	-3,583.00	277,221.00	102,485.40	51,746.00	122,989.60
21	**	65,217,654.00	-192,306.69	65,025,347.31	15,196,296.53	46,587,952.86	3,241,097.92
A 2250.1200-01-000	TEACHERS SALARIES 1-6	867,185.00	-100,000.00	767,185.00	177,649.00	558,326.50	31,209.50
A 2250.1200-02-000	TEACHERS SALARIES 1-6	47,412.00	0.00	47,412.00	8,976.18	30,369.42	8,066.40
A 2250.1200-03-000	TEACHERS SALARIES 1-6	504,326.00	0.00	504,326.00	106,720.14	361,069.86	36,536.00
A 2250.1200-04-000	TEACHERS SALARIES 1-6	764,455.00	-110,000.00	654,455.00	147,734.58	501,151.92	5,568.50
A 2250.1200-05-000	TEACHERS SALARIES 1-6	379,161.00	-7,000.00	372,161.00	70,079.70	238,648.80	63,432.50
A 2250.1200-06-000	TEACHERS SALARIES 1-6	1,051,769.00	-32,000.00	1,019,769.00	262,974.66	756,580.34	214.00
A 2250.1200-07-000	TEACHERS SALARIES 1-6	341,519.00	59,000.00	400,519.00	92,886.78	307,249.22	383.00
A 2250.1200-90-000	TEACHERS SALARIES 1-6	1,610,257.00	351,000.00	1,961,257.00	454,115.43	1,506,953.57	188.00
A 2250.1300-26-000	TEACHERS SALARIES-7-12	932,523.00	-110,000.00	822,523.00	187,137.78	634,694.72	690.50
A 2250.1300-27-000	TEACHERS SALARIES-7-12	453,914.00	163,000.00	616,914.00	142,980.25	473,075.35	858.40
A 2250.1300-28-000	TEACHERS SALARIES-7-12	633,743.00	-238,000.00	395,743.00	98,714.12	293,435.13	3,593.75
A 2250.1300-37-000	TEACHERS SALARIES-7-12	2,294,465.00	0.00	2,294,465.00	531,150.49	1,754,779.34	8,535.17
A 2250.1300-90-000	TEACHERS SALARIES-7-12	348,014.00	24,000.00	372,014.00	83,881.38	287,649.42	483.20
A 2250.1350-90-000	TEACHING ASSISTANTS	1,332,977.00	0.00	1,332,977.00	340,748.80	1,253,485.50	-261,257.30
A 2250.1400-90-000	SUBSTITUTE TEACHING ASSISTANTS	9,000.00	0.00	9,000.00	1,194.30	7,530.70	275.00
A 2250.1402-01-000	CLASSROOM SUPERVISION - TA - BARTON	0.00	500.00	500.00	35.00	0.00	465.00

PATCHOGUE-MEDFORD UFSD



Appropriation Status Detail Report By Function From 7/1/2023 To 11/30/2023

Account	Description	Budget	Adjustments	Adj. Budget	Expensed	Encumbered	Available
A 2250.1402-02-000	CLASSROOM SUPERVISION - TA - BAY	0.00	1,000.00	1,000.00	246.17	0.00	753.83
A 2250.1402-04-000	CLASSROOM SUPERVISION - TA - EAGLE	0.00	0.00	0.00	177.33	0.00	-177.33
A 2250.1500-90-000	SUPERVISION - PUPIL SERVICES	195,804.00	8,300.00	204,104.00	82,368.80	121,711.43	23.77
A 2250.1510-90-000	PUPIL SERVICES (DIRECTORS, CSE CHAIRS)	675,431.00	-8,300.00	667,131.00	154,563.36	401,541.22	111,026.42
A 2250.1545-90-000	ELEM. HOME TEACHING	10,000.00	0.00	10,000.00	1,682.00	4,374.00	3,944.00
A 2250.1555-90-000	SEC. HOME TEACHING	50,000.00	0.00	50,000.00	5,597.00	39,502.00	4,901.00
A 2250.1620-90-000	CLERICAL CONTRACT	389,736.00	87,000.00	476,736.00	178,953.41	296,993.00	789.59
A 2250.1800-90-000	FULL TIME SPECIAL EDUCATION AIDES	2,201,053.00	0.00	2,201,053.00	436,697.29	1,686,127.66	78,228.05
A 2250.1860-90-000	AIDES	1,618,983.00	0.00	1,618,983.00	254,691.67	1,324,872.44	39,418.89
A 2250.1860-99-000	CLERICAL SALARIES	109,230.00	0.00	109,230.00	25,618.55	81,361.90	2,249.55
A 2250.2000-90-000	EQUIPMENT	13,000.00	0.00	13,000.00	2,442.94	0.00	10,557.06
A 2250.2100-90-000	EQUIPMENT - 504 ACCOMODATIONS	13,000.00	0.00	13,000.00	12,511.23	0.00	488.77
A 2250.4140-90-000	TRAVEL IN DISTRICT	3,000.00	0.00	3,000.00	13.36	86.64	2,900.00
A 2250.4413-90-000	ARBITRATIONS	13,500.00	0.00	13,500.00	0.00	0.00	13,500.00
A 2250.4490-89-000	PROF & TECH-PRIVATE SCHOOLS	205,000.00	0.00	205,000.00	13,091.16	85,605.00	106,303.84
A 2250.4490-90-000	PROF & TECH	2,796,540.00	0.00	2,796,540.00	375,937.43	2,149,988.29	270,614.28
A 2250.4495-90-000	PROF & TECH - 504 ACCOMODATIONS	297,880.00	0.00	297,880.00	0.00	0.00	297,880.00
A 2250.4500-01-000	SUPPLIES - INSTRUCTIONAL - BARTON	6,267.00	0.00	6,267.00	5,103.71	224.44	938.85
A 2250.4500-02-000	SUPPLIES - INSTRUCTIONAL - BAY	2,145.00	0.00	2,145.00	150.00	0.00	1,995.00
A 2250.4500-03-000	SUPPLIES - INSTRUCTIONAL - CANAAN	4,968.00	0.00	4,968.00	1,537.40	185.75	3,244.85
A 2250.4500-04-000	SUPPLIES - INSTRUCTIONAL - EAGLE	4,630.00	0.00	4,630.00	1,116.86	0.00	3,513.14
A 2250.4500-05-000	SUPPLIES - INSTRUCTIONAL - MEDFORD	3,444.00	0.00	3,444.00	575.28	33.99	2,834.73
A 2250.4500-06-000	SUPPLIES - INSTRUCTIONAL - RIVER	5,533.00	0.00	5,533.00	1,315.76	61.94	4,155.30
A 2250.4500-07-000	SUPPLIES - INSTRUCTIONAL - TREMONT	3,331.00	0.00	3,331.00	798.90	144.18	2,387.92
A 2250.4500-26-000	SUPPLIES - INSTRUCTIONAL - OREGON	6,267.00	0.00	6,267.00	1,267.33	314.77	4,684.90
A 2250.4500-27-000	SUPPLIES - INSTRUCTIONAL - SAXTON	4,460.00	0.00	4,460.00	574.88	1,843.73	2,041.39
A 2250.4500-28-000	SUPPLIES - INSTRUCTIONAL - S. OCEAN	4,912.00	0.00	4,912.00	317.04	1,284.82	3,310.14
A 2250.4500-37-000	SUPPLIES - INSTRUCTIONAL - HIGH SCHOOL	18,853.00	0.00	18,853.00	3,468.02	5,725.43	9,659.55
A 2250.4500-90-000	SUPPLIES - INSTRUCTIONAL	1,412.00	0.00	1,412.00	1,125.31	192.40	94.29
A 2250.4501-90-000	SUPPLIES - 504 ACCOMODATIONS	5,000.00	425.00	5,425.00	2,164.20	0.00	3,260.80
A 2250.4510-90-000	SUPPLIES - ADMIN	18,000.00	0.00	18,000.00	10,632.64	655.51	6,711.85
A 2250.4690-90-000	EQUIPMENT REPAIR	3,826.00	0.00	3,826.00	49.00	147.00	3,630.00

PATCHOGUE-MEDFORD UFSD

Appropriation Status Detail Report By Function From 7/1/2023 To 11/30/2023



Account	Description	Budget	Adjustments	Adj. Budget	Expensed	Encumbered	Available
<u>A 2250.4710-90-000</u>	TUITION PUBLIC	335,000.00	0.00	335,000.00	0.00	0.00	335,000.00
<u>A 2250.4730-90-000</u>	TUITION PRIVATE	1,801,728.00	0.00	1,801,728.00	106,690.00	1,016,037.75	679,000.25
<u>A 2250.4750-90-000</u>	CONFERENCE & TRAVEL	4,000.00	0.00	4,000.00	428.56	3,053.19	518.25
<u>A 2250.4800-90-000</u>	TEXTBOOKS	1,000.00	0.00	1,000.00	550.20	0.00	449.80
<u>A 2250.4900-90-000</u>	BOCES SPEC ED TUITION	10,899,369.00	-312,450.00	10,586,919.00	925,394.62	8,387,860.97	1,273,663.41
<u>A 2250.4915-90-000</u>	BOCES SPEC ED CONFERENCES	3,100.00	0.00	3,100.00	0.00	2,852.09	247.91
2250	STUDENTS WITH DISABILITIES *	33,300,122.00	-223,525.00	33,076,597.00	5,314,830.00	24,577,781.33	3,183,985.67
<u>A 2280.1350-90-000</u>	TEACHING ASSISTANTS - CTE PROGRAM	67,068.00	0.00	67,068.00	8,814.90	0.00	58,253.10
<u>A 2280.1500-90-000</u>	INSTRUCTIONAL SALARIES - OCC. ED	569,024.00	31,000.00	600,024.00	136,885.86	463,130.34	7.80
<u>A 2280.2000-90-000</u>	CAREER AND TECH ED - EQUIPMENT	11,750.00	-10,000.00	1,750.00	0.00	0.00	1,750.00
<u>A 2280.4000-90-000</u>	CAREER AND TECH ED - CONTRACTUAL	23,000.00	0.00	23,000.00	20,355.00	0.00	2,645.00
<u>A 2280.4500-90-000</u>	CAREER AND TECH ED - SUPPLIES AND MATERIALS	108,530.00	-518.93	108,011.07	31,630.05	21,391.88	54,989.14
<u>A 2280.4800-90-000</u>	CAREER AND TECH ED - TEXTBOOKS	6,750.00	6,000.00	12,750.00	5,684.00	6,307.95	758.05
<u>A 2280.4900-90-000</u>	BOCES OCC. ED	1,452,850.00	0.00	1,452,850.00	140,709.00	1,266,381.00	45,760.00
2280	OCCUPATIONAL EDUCATION *	2,238,972.00	26,481.07	2,265,453.07	344,078.81	1,757,211.17	164,163.09
22	**	35,539,094.00	-197,043.93	35,342,050.07	5,658,908.81	26,334,992.50	3,348,148.76
<u>A 2330.1500-90-000</u>	PAYROLL - SUMMER SCHOOL / FLACS	259,101.00	-35,000.00	224,101.00	5,050.24	0.00	219,050.76
<u>A 2330.1615-90-000</u>	NURSE	46,464.00	0.00	46,464.00	6,935.00	0.00	39,529.00
<u>A 2330.1630-90-000</u>	PART TIME CLERICAL	6,000.00	-1,500.00	4,500.00	0.00	0.00	4,500.00
<u>A 2330.1863-90-000</u>	GREETER/LAVATORY AIDE	11,033.00	0.00	11,033.00	5,568.94	0.00	5,464.06
<u>A 2330.4500-90-000</u>	SUPPLIES	8,000.00	0.00	8,000.00	0.00	0.00	8,000.00
2330	TEACHING - SUMMER SCHOOL *	330,598.00	-36,500.00	294,098.00	17,554.18	0.00	276,543.82
<u>A 2331.1500-43-000</u>	ADULT ED-SUPRV	24,000.00	0.00	24,000.00	12,597.00	10,383.00	1,020.00
<u>A 2331.1505-43-000</u>	ADULT ED - INSTRUCTIONAL SALARY	24,000.00	0.00	24,000.00	5,040.00	13,560.00	5,400.00
<u>A 2331.1620-43-000</u>	ADULT ED SECURITY	8,200.00	0.00	8,200.00	2,655.25	5,200.75	344.00
<u>A 2331.4000-43-000</u>	CONTRACTUAL EXP	96,000.00	36,500.00	132,500.00	30,000.00	66,730.00	35,770.00
<u>A 2331.4500-43-000</u>	SUPPLIES	800.00	0.00	800.00	0.00	0.00	800.00
<u>A 2331.4850-43-000</u>	TEXTS	7,000.00	0.00	7,000.00	0.00	0.00	7,000.00
<u>A 2331.4900-90-000</u>	BOCES EQUIVALENT ATTENDANCE	2,500.00	0.00	2,500.00	0.00	0.00	2,500.00
2331	TEACHING - ADULT ED *	162,500.00	36,500.00	199,000.00	50,292.25	95,873.75	52,834.00
<u>A 2335.1510-90-000</u>	COORDINATOR'S SALARY	16,015.00	0.00	16,015.00	0.00	0.00	16,015.00
<u>A 2335.1550-90-000</u>	TEACHERS SALARY	267,030.00	0.00	267,030.00	0.00	0.00	267,030.00
<u>A 2335.1620-90-000</u>	SECURITY SALARY	10,500.00	0.00	10,500.00	0.00	0.00	10,500.00

PATCHOGUE-MEDFORD UFSD



Appropriation Status Detail Report By Function From 7/1/2023 To 11/30/2023

Account	Description	Budget	Adjustments	Adj. Budget	Expensed	Encumbered	Available
<u>A 2335.4500-90-000</u>	SUPPLIES/MATERIALS	1,000.00	0.00	1,000.00	0.00	0.00	1,000.00
2335	ALTERNATIVE HIGH SCHOOL	294,545.00	0.00	294,545.00	0.00	0.00	294,545.00
23		787,643.00	0.00	787,643.00	67,846.43	95,873.75	623,922.82
<u>A 2610.1200-01-000</u>	TEACHERS SALARIES 1-6	130,070.00	-5,000.00	125,070.00	32,742.66	90,681.34	1,646.00
<u>A 2610.1200-02-000</u>	TEACHERS SALARIES 1-6	98,010.00	0.00	98,010.00	21,275.40	71,981.90	4,752.70
<u>A 2610.1200-03-000</u>	TEACHERS SALARIES 1-6	94,993.00	0.00	94,993.00	21,671.40	73,321.60	0.00
<u>A 2610.1200-04-000</u>	TEACHERS SALARIES 1-6	67,732.00	4,000.00	71,732.00	16,157.34	54,665.66	909.00
<u>A 2610.1200-05-000</u>	TEACHERS SALARIES 1-6	95,629.00	1,000.00	96,629.00	22,035.54	74,553.66	39.80
<u>A 2610.1200-06-000</u>	TEACHERS SALARIES 1-6	62,053.00	0.00	62,053.00	14,156.64	47,896.56	-0.20
<u>A 2610.1200-07-000</u>	TEACHERS SALARIES 1-6	127,976.00	14,300.00	142,276.00	32,137.14	110,057.86	81.00
<u>A 2610.1300-26-000</u>	TEACHERS SALARIES-7-12	152,354.00	-14,300.00	138,054.00	31,156.20	106,745.30	152.50
<u>A 2610.1300-27-000</u>	TEACHERS SALARIES-7-12	110,452.00	0.00	110,452.00	31,113.24	79,338.76	0.00
<u>A 2610.1300-28-000</u>	TEACHERS SALARIES-7-12	104,267.00	0.00	104,267.00	21,408.42	72,431.88	10,426.70
<u>A 2610.1300-37-000</u>	TEACHERS SALARIES-7-12	274,349.00	0.00	274,349.00	62,471.16	211,877.34	0.50
<u>A 2610.1865-90-000</u>	LIBRARY AIDES	173,948.00	0.00	173,948.00	37,462.61	130,004.71	6,480.68
<u>A 2610.4150-90-000</u>	LIBRARY - TRAVEL AND CONFERENCE	1,500.00	0.00	1,500.00	0.00	0.00	1,500.00
<u>A 2610.4500-01-000</u>	LIBRARY SUPPLIES - BARTON	1,000.00	0.00	1,000.00	725.40	251.14	23.46
<u>A 2610.4500-02-000</u>	LIBRARY SUPPLIES - BAY	1,000.00	0.00	1,000.00	554.35	0.00	445.65
<u>A 2610.4500-03-000</u>	LIBRARY SUPPLIES - CANAAN	1,000.00	0.00	1,000.00	952.33	0.00	47.67
<u>A 2610.4500-04-000</u>	LIBRARY SUPPLIES - EAGLE	1,000.00	0.00	1,000.00	940.32	0.00	59.68
<u>A 2610.4500-05-000</u>	LIBRARY SUPPLIES - MEDFORD	1,000.00	0.00	1,000.00	549.72	449.86	0.42
<u>A 2610.4500-06-000</u>	LIBRARY SUPPLIES - RIVER	1,000.00	0.00	1,000.00	559.04	426.88	14.08
<u>A 2610.4500-07-000</u>	LIBRARY SUPPLIES - TREMONT	1,000.00	0.00	1,000.00	431.13	530.77	38.10
<u>A 2610.4500-26-000</u>	LIBRARY SUPPLIES - OREGON	1,000.00	0.00	1,000.00	982.37	0.00	17.63
<u>A 2610.4500-27-000</u>	LIBRARY SUPPLIES - SAXTON	1,000.00	50.00	1,050.00	960.13	0.00	89.87
<u>A 2610.4500-28-000</u>	LIBRARY SUPPLIES - S. OCEAN	1,000.00	0.00	1,000.00	816.40	0.00	183.60
<u>A 2610.4500-37-000</u>	LIBRARY SUPPLIES - H.S.	2,000.00	1,000.00	3,000.00	2,909.63	0.00	90.37
<u>A 2610.4640-90-000</u>	BOOK PROCESSING	1,600.00	0.00	1,600.00	0.00	0.00	1,600.00
<u>A 2610.4760-90-000</u>	MEMBERSHIPS	390.00	0.00	390.00	0.00	0.00	390.00
<u>A 2610.4900-90-000</u>	BOCES LIBRARY RESOURCES	117,726.00	-1,050.00	116,676.00	108,772.52	600.00	7,303.48
<u>A 2610.5200-01-000</u>	LIBRARY BOOKS/REF/PERIODICALS - BARTON	4,800.00	0.00	4,800.00	0.00	4,800.00	0.00
<u>A 2610.5200-02-000</u>	LIBRARY BOOKS/REF/PERIODICALS - BAY	4,000.00	0.00	4,000.00	3,801.93	0.00	198.07
<u>A 2610.5200-03-000</u>	LIBRARY BOOKS/REF/PERIODICALS - CANAAN	5,700.00	0.00	5,700.00	5,405.46	0.00	294.54

PATCHOGUE-MEDFORD UFSD

Appropriation Status Detail Report By Function From 7/1/2023 To 11/30/2023



Account	Description	Budget	Adjustments	Adj. Budget	Expensed	Encumbered	Available
	CANAAN						
A 2610.5200-04-000	LIBRARY BOOKS/REF/PERIODICALS - EAGLE	6,000.00	0.00	6,000.00	6,000.00	0.00	0.00
A 2610.5200-05-000	LIBRARY BOOKS/REF/PERIODICALS - MEDFOR	5,000.00	0.00	5,000.00	0.00	5,000.00	0.00
A 2610.5200-06-000	LIBRARY BOOKS/REF/PERIODICALS - RIVER	3,300.00	0.00	3,300.00	3,136.83	0.00	163.17
A 2610.5200-07-000	LIBRARY BOOKS/REF/PERIODICALS - TREMON	4,600.00	0.00	4,600.00	4,503.54	0.00	96.46
A 2610.5200-26-000	LIBRARY BOOKS/REF/PERIODICALS - OREGON	5,900.00	0.00	5,900.00	5,590.73	0.00	309.27
A 2610.5200-27-000	LIBRARY BOOKS/REF/PERIODICALS - SAXTON	5,000.00	0.00	5,000.00	4,998.82	0.00	1.18
A 2610.5200-28-000	LIBRARY BOOKS/REF/PERIODICALS - S. OCE	6,000.00	0.00	6,000.00	5,995.46	0.00	4.54
A 2610.5200-37-000	LIBRARY BOOKS/REF/PERIODICALS - H.S.	13,000.00	0.00	13,000.00	1,323.08	11,607.17	69.75
A 2610.5200-89-000	LIBRARY BOOKS - PAROCHIAL SCHOOLS	1,500.00	0.00	1,500.00	0.00	0.00	1,500.00
2610	SCHOOL LIBRARY *	1,689,849.00	0.00	1,689,849.00	503,696.94	1,147,222.39	38,929.67
A 2611.1600-90-000	AV TECHNICIAN	112,562.00	0.00	112,562.00	44,242.34	41,227.78	27,091.88
A 2611.4000-90-000	CONTRACT SERVICES - AUDIO VISUAL	6,000.00	0.00	6,000.00	0.00	0.00	6,000.00
A 2611.4140-90-000	TRAVEL IN DISTRICT	400.00	0.00	400.00	0.00	0.00	400.00
A 2611.4500-90-000	SUPPLIES	24,500.00	0.00	24,500.00	5,293.41	0.00	19,206.59
A 2611.4690-90-000	EQUIPMENT REPAIR	2,000.00	0.00	2,000.00	0.00	0.00	2,000.00
2611	SCHOOL AUDIO-VISUAL *	145,462.00	0.00	145,462.00	49,535.75	41,227.78	54,698.47
A 2612.4500-90-000	SUPPLIES	3,000.00	0.00	3,000.00	0.00	0.00	3,000.00
2612	CURRIC MATERIAL CENTER *	3,000.00	0.00	3,000.00	0.00	0.00	3,000.00
A 2630.1505-90-000	COMPUTER NETWORK ADMINISTRATORS	294,229.00	0.00	294,229.00	81,295.07	171,361.47	41,572.46
A 2630.1650-90-000	TECHNICAL SUPPORT SALARIES	861,313.00	0.00	861,313.00	260,894.07	367,568.06	232,850.87
A 2630.2022-90-000	COMPUTER HARDWARE AID	809,000.00	34,144.12	843,144.12	654,594.99	37,345.12	151,204.01
A 2630.4140-90-000	TRAVEL IN DISTRICT	3,500.00	0.00	3,500.00	251.39	1,248.61	2,000.00
A 2630.4450-90-000	COMPUTER HARDWARE REPAIR	175,000.00	0.00	175,000.00	56,021.78	1,834.00	117,144.22
A 2630.4490-90-000	STAFF DEVELOPMENT-TECH	2,500.00	0.00	2,500.00	0.00	0.00	2,500.00
A 2630.4500-01-000	COMPUTER SUPPLIES - BARTON	1,220.00	0.00	1,220.00	0.00	0.00	1,220.00
A 2630.4500-02-000	COMPUTER SUPPLIES - BAY	1,023.00	0.00	1,023.00	374.00	0.00	649.00
A 2630.4500-03-000	COMPUTER SUPPLIES - CANAAN	1,430.00	0.00	1,430.00	0.00	0.00	1,430.00
A 2630.4500-04-000	COMPUTER SUPPLIES - EAGLE	1,510.00	0.00	1,510.00	0.00	0.00	1,510.00

PATCHOGUE-MEDFORD UFSD



Appropriation Status Detail Report By Function From 7/1/2023 To 11/30/2023

Account	Description	Budget	Adjustments	Adj. Budget	Expensed	Encumbered	Available
A 2630.4500-05-000	COMPUTER SUPPLIES - MEDFORD	1,248.00	0.00	1,248.00	0.00	0.00	1,248.00
A 2630.4500-06-000	COMPUTER SUPPLIES - RIVER	825.00	0.00	825.00	0.00	0.00	825.00
A 2630.4500-07-000	COMPUTER SUPPLIES - TREMONT	1,155.00	0.00	1,155.00	0.00	0.00	1,155.00
A 2630.4500-26-000	COMPUTER SUPPLIES - OREGON	1,475.00	0.00	1,475.00	0.00	0.00	1,475.00
A 2630.4500-27-000	COMPUTER SUPPLIES - SAXTON	1,245.00	0.00	1,245.00	118.60	0.00	1,126.40
A 2630.4500-28-000	COMPUTER SUPPLIES - S. OCEAN	1,495.00	0.00	1,495.00	0.00	0.00	1,495.00
A 2630.4500-37-000	COMPUTER SUPPLIES - H.S.	6,135.00	0.00	6,135.00	0.00	0.00	6,135.00
A 2630.4500-90-000	COMPUTER SUPPLIES	102,800.00	1,885.96	104,685.96	19,272.49	62,942.54	22,470.93
A 2630.4630-90-000	COMPUTER SOFTWARE AID - ELEMENTARY	85,750.00	4,283.00	90,033.00	42,335.96	4,536.00	43,161.04
A 2630.4640-90-000	COMPUTER SOFTWARE AID - SECONDARY	95,950.00	3,529.00	99,479.00	65,250.55	9,129.00	25,099.45
A 2630.4650-90-000	COMPUTER SOFTWARE AID - DISTRICTWIDE	248,500.00	2,250.00	250,750.00	208,754.96	0.00	41,995.04
A 2630.4750-90-000	TRAVEL & CONFERENCE	2,500.00	0.00	2,500.00	0.00	150.00	2,350.00
A 2630.4910-90-000	BOCES INTERNET ACCESS	60,000.00	0.00	60,000.00	9,692.67	48,425.33	1,882.00
2630	COMPUTER ASSISTED INSTRUCTION *	2,759,803.00	46,092.08	2,805,895.08	1,398,856.53	704,540.13	702,498.42
26	**	4,598,114.00	46,092.08	4,644,206.08	1,952,089.22	1,892,990.30	799,126.56
A 2805.1500-90-000	ATTENDANCE COUNSELOR	117,336.00	0.00	117,336.00	26,415.96	90,920.04	0.00
A 2805.1620-90-000	NON-INSTRUCTIONAL SALARIES	198,502.00	0.00	198,502.00	43,224.25	63,869.44	91,408.31
A 2805.1861-90-000	AIDES - REGISTRATION/ATTENDANCE	55,800.00	0.00	55,800.00	13,023.00	40,317.15	2,459.85
A 2805.4140-90-000	TRAVEL IN DISTRICT	400.00	0.00	400.00	32.29	67.71	300.00
A 2805.4500-90-000	SUPPLIES	1,957.00	114.46	2,071.46	31.75	203.57	1,836.14
A 2805.4690-90-000	EQUIPMENT REPAIR	250.00	0.00	250.00	0.00	0.00	250.00
2805	ATTENDANCE - REGULAR SCHOOL *	374,245.00	114.46	374,359.46	82,727.25	195,377.91	96,254.30
A 2810.1500-26-000	GUIDANCE SALARIES	261,150.00	4,000.00	265,150.00	69,497.85	195,554.40	97.75
A 2810.1500-27-000	GUIDANCE SALARIES	156,450.00	3,000.00	159,450.00	36,289.50	122,779.50	381.00
A 2810.1500-28-000	GUIDANCE SALARIES	227,424.00	0.00	227,424.00	51,883.74	175,540.26	0.00
A 2810.1500-37-000	GUIDANCE SALARIES	1,099,542.00	33,000.00	1,132,542.00	271,845.33	860,349.00	347.67
A 2810.1501-90-000	GUIDANCE/EXTRA	4,000.00	0.00	4,000.00	0.00	4,000.00	0.00
A 2810.1502-90-000	EXAM PROCTOR (PSAT, SAT, ETC.)	4,000.00	0.00	4,000.00	2,350.00	1,650.00	0.00
A 2810.1505-90-000	SUMMER HOURS	54,000.00	0.00	54,000.00	47,571.84	6,428.16	0.00
A 2810.1620-26-000	CLERICAL CONTRACT	47,855.00	0.00	47,855.00	19,325.99	28,529.01	0.00
A 2810.1620-27-000	CLERICAL CONTRACT	46,405.00	0.00	46,405.00	18,740.40	27,664.60	0.00
A 2810.1620-28-000	CLERICAL CONTRACT	45,609.00	0.00	45,609.00	15,957.05	26,035.25	3,616.70
A 2810.1620-37-000	CLERICAL CONTRACT	179,288.00	0.00	179,288.00	70,872.64	106,636.46	1,778.90

PATCHOGUE-MEDFORD UFSD



Appropriation Status Detail Report By Function From 7/1/2023 To 11/30/2023

Account	Description	Budget	Adjustments	Adj. Budget	Expensed	Encumbered	Available
A 2810.4000-90-000	AP/PSAT TESTING	122,250.00	0.00	122,250.00	0.00	0.00	122,250.00
A 2810.4150-90-000	TRAVEL AND CONFERENCE	500.00	0.00	500.00	135.00	55.00	310.00
A 2810.4500-26-000	SUPPLIES & SOFTWARE - OREGON	600.00	0.00	600.00	574.76	0.00	25.24
A 2810.4500-27-000	SUPPLIES & SOFTWARE - SAXTON	600.00	0.00	600.00	518.43	0.00	81.57
A 2810.4500-28-000	SUPPLIES & SOFTWARE - S. OCEAN	600.00	0.00	600.00	574.92	0.00	25.08
A 2810.4500-37-000	SUPPLIES & SOFTWARE - HIGH SCHOOL	2,963.00	0.00	2,963.00	2,211.42	246.21	505.37
A 2810.4500-90-000	SUPPLIES & SOFTWARE	3,000.00	0.00	3,000.00	872.55	0.00	2,127.45
A 2810.4793-90-000	COLLEGE NIGHT/CAREER DAY	8,000.00	0.00	8,000.00	729.72	0.00	7,270.28
A 2810.4795-90-000	MSA & COLLEGE BOARDS	500.00	0.00	500.00	400.00	0.00	100.00
2810	GUIDANCE - REGULAR SCHOOL *	2,264,736.00	40,000.00	2,304,736.00	610,351.14	1,555,467.85	138,917.01
A 2815.1615-01-000	NURSES	54,998.00	1,000.00	55,998.00	15,684.71	39,813.05	500.24
A 2815.1615-02-000	NURSES	53,434.00	1,000.00	54,434.00	12,478.16	41,455.76	500.08
A 2815.1615-03-000	NURSES	52,242.00	-7,000.00	45,242.00	5,834.86	37,526.00	1,881.14
A 2815.1615-04-000	NURSES	50,720.00	1,000.00	51,720.00	15,287.32	36,432.68	0.00
A 2815.1615-05-000	NURSES	50,720.00	500.00	51,220.00	14,787.32	36,432.68	0.00
A 2815.1615-06-000	NURSES	50,721.00	500.00	51,221.00	7,854.55	43,366.45	0.00
A 2815.1615-07-000	NURSES	73,224.00	3,500.00	76,724.00	17,865.08	58,751.92	107.00
A 2815.1615-26-000	NURSES	55,426.00	500.00	55,926.00	13,144.70	42,781.30	0.00
A 2815.1615-27-000	NURSES	64,350.00	-2,000.00	62,350.00	13,620.91	45,681.09	3,048.00
A 2815.1615-28-000	NURSES	58,801.00	0.00	58,801.00	13,414.68	45,386.32	0.00
A 2815.1615-37-000	NURSES	144,820.00	1,000.00	145,820.00	34,038.76	111,781.24	0.00
A 2815.1615-89-000	NURSES	71,518.00	0.00	71,518.00	16,842.13	52,192.97	2,482.90
A 2815.1615-90-000	NURSES	150,032.00	0.00	150,032.00	61,218.60	46,596.33	42,217.07
A 2815.1860-89-000	HEALTH AIDES	294,990.00	0.00	294,990.00	89,260.38	190,759.30	14,970.32
A 2815.4140-90-000	TRAVEL IN DISTRICT	402.00	0.00	402.00	0.00	0.00	402.00
A 2815.4497-90-000	HEALTH SVC CONTRACTS	169,950.00	0.00	169,950.00	48,881.74	4,632.75	116,435.51
A 2815.4498-90-000	MEDICAL EXAM	52,530.00	0.00	52,530.00	19,125.00	26,775.00	6,630.00
A 2815.4500-01-000	SUPPLIES - BARTON	2,046.00	0.00	2,046.00	650.29	51.26	1,344.45
A 2815.4500-02-000	SUPPLIES - BAY	1,746.00	0.00	1,746.00	363.21	479.05	903.74
A 2815.4500-03-000	SUPPLIES - CANAAN	2,221.00	0.00	2,221.00	713.98	91.48	1,415.54
A 2815.4500-04-000	SUPPLIES - EAGLE	2,581.00	0.00	2,581.00	711.56	0.00	1,869.44
A 2815.4500-05-000	SUPPLIES - MEDFORD	1,930.00	0.00	1,930.00	589.88	0.00	1,340.12
A 2815.4500-06-000	SUPPLIES - RIVER	1,280.00	0.00	1,280.00	508.37	219.68	551.95

PATCHOGUE-MEDFORD UFSD



Appropriation Status Detail Report By Function From 7/1/2023 To 11/30/2023

Account	Description	Budget	Adjustments	Adj. Budget	Expensed	Encumbered	Available
A 2815.4500-07-000	SUPPLIES - TREMONT	1,990.00	0.00	1,990.00	716.32	87.95	1,185.73
A 2815.4500-26-000	SUPPLIES - OREGON	2,834.00	-250.00	2,584.00	946.68	188.70	1,448.62
A 2815.4500-27-000	SUPPLIES - SAXTON	2,374.00	0.00	2,374.00	1,427.03	102.74	844.23
A 2815.4500-28-000	SUPPLIES - S. OCEAN	2,872.00	0.00	2,872.00	1,006.88	316.62	1,548.50
A 2815.4500-37-000	SUPPLIES - HIGH SCHOOL	11,709.00	-1,700.00	10,009.00	2,637.38	1,267.62	6,104.00
A 2815.4690-90-000	EQUIPMENT REPAIR	2,431.00	0.00	2,431.00	1,285.00	50.00	1,096.00
A 2815.4900-90-000	BOCES	1,425.00	0.00	1,425.00	0.00	0.00	1,425.00
2815	HEALTH SERVICES - REGULAR SCHOOL *	1,486,317.00	-1,950.00	1,484,367.00	410,895.48	863,219.94	210,251.58
A 2820.1500-90-000	PSYCHOLOGISTS	1,414,370.00	-114,000.00	1,300,370.00	292,453.39	927,877.40	80,039.21
A 2820.4140-90-000	TRAVEL IN DISTRICT	2,000.00	0.00	2,000.00	0.00	0.00	2,000.00
A 2820.4150-90-000	TRAVEL AND CONFERENCE	1,500.00	0.00	1,500.00	0.00	129.00	1,371.00
A 2820.4499-90-000	PSYCHOLOGICAL TESTING	25,000.00	0.00	25,000.00	2,190.00	3,500.00	19,310.00
A 2820.4500-01-000	PSYCH SUPPLIES - BARTON	2,578.00	0.00	2,578.00	0.00	882.48	1,695.52
A 2820.4500-02-000	PSYCH SUPPLIES - BAY	882.00	0.00	882.00	0.00	0.00	882.00
A 2820.4500-03-000	PSYCH SUPPLIES - CANAAN	2,043.00	0.00	2,043.00	0.00	0.00	2,043.00
A 2820.4500-04-000	PSYCH SUPPLIES - EAGLE	1,904.00	0.00	1,904.00	0.00	289.30	1,614.70
A 2820.4500-05-000	PSYCH SUPPLIES - MEDFORD	1,416.00	0.00	1,416.00	0.00	0.00	1,416.00
A 2820.4500-06-000	PSYCH SUPPLIES - RIVER	2,276.00	0.00	2,276.00	0.00	353.35	1,922.65
A 2820.4500-07-000	PSYCH SUPPLIES - TREMONT	1,370.00	0.00	1,370.00	0.00	0.00	1,370.00
A 2820.4500-26-000	PSYCH SUPPLIES - OREGON	2,577.00	0.00	2,577.00	0.00	600.60	1,976.40
A 2820.4500-27-000	PSYCH SUPPLIES - SAXTON	1,834.00	0.00	1,834.00	0.00	0.00	1,834.00
A 2820.4500-28-000	PSYCH SUPPLIES - S. OCEAN	2,020.00	0.00	2,020.00	0.00	0.00	2,020.00
A 2820.4500-37-000	PSYCH SUPPLIES - HIGH SCHOOL	7,755.00	0.00	7,755.00	0.00	0.00	7,755.00
A 2820.4500-90-000	SUPPLIES	587.00	0.00	587.00	28.49	0.00	558.51
2820	PSYCHOLOGICAL SVCS *	1,470,112.00	-114,000.00	1,356,112.00	294,671.88	933,632.13	127,807.99
A 2830.1300-90-000	INSTRUCTIONAL SALARIES	1,327,833.00	-27,700.00	1,300,133.00	285,789.42	935,763.20	78,580.38
A 2830.4900-90-000	STUDENT ASSIST SERV-BOCES	131,250.00	0.00	131,250.00	12,650.00	113,850.00	4,750.00
2830	SOCIAL WORK SVCS *	1,459,083.00	-27,700.00	1,431,383.00	298,439.42	1,049,613.20	83,330.38
A 2850.1502-01-000	COCURRICULAR STIPENDS/BARTON	15,792.00	0.00	15,792.00	1,558.75	14,233.25	0.00
A 2850.1502-02-000	COCURRICULAR STIPENDS/BAY	19,000.00	0.00	19,000.00	0.00	19,000.00	0.00
A 2850.1502-03-000	COCURRICULAR STIPENDS/CANAAN	12,558.00	4,800.00	17,358.00	0.00	17,358.00	0.00
A 2850.1502-04-000	COCURRICULAR STIPENDS/EAGLE	11,000.00	0.00	11,000.00	49.02	10,950.98	0.00
A 2850.1502-05-000	COCURRICULAR STIPENDS/MEDFORD	15,000.00	0.00	15,000.00	0.00	15,000.00	0.00

PATCHOGUE-MEDFORD UFSD

Appropriation Status Detail Report By Function From 7/1/2023 To 11/30/2023



Account	Description	Budget	Adjustments	Adj. Budget	Expensed	Encumbered	Available
<u>A 2850.1502-06-000</u>	COCURRICULAR STIPENDS/RIVER	12,150.00	0.00	12,150.00	473.00	11,677.00	0.00
<u>A 2850.1502-07-000</u>	COCURRICULAR STIPENDS/TREMONT	14,500.00	900.00	15,400.00	150.50	15,249.50	0.00
<u>A 2850.1502-26-000</u>	COCURRICULAR STIPENDS/OREGON	41,977.00	0.00	41,977.00	2,343.50	39,547.50	86.00
<u>A 2850.1502-27-000</u>	COCURRICULAR STIPENDS/SAXTON	40,695.00	0.00	40,695.00	1,247.00	39,448.00	0.00
<u>A 2850.1502-28-000</u>	COCURRICULAR STIPENDS/SO OCEAN	41,000.00	0.00	41,000.00	580.50	40,419.50	0.00
<u>A 2850.1502-37-000</u>	COCURRICULAR STIPENDS/HS	137,779.00	1,290.00	139,069.00	14,431.75	123,711.00	926.25
<u>A 2850.1502-40-000</u>	COCURRICULAR STIPENDS/MUSIC/ART - DISTRICTWIDE	113,833.00	0.00	113,833.00	3,322.00	109,694.00	817.00
<u>A 2850.1502-90-000</u>	COCURRICULAR STIPENDS/DISTRICT WIDE	0.00	1,500.00	1,500.00	0.00	0.00	1,500.00
<u>A 2850.1522-26-000</u>	COCURRICULAR STIPENDS/MUSIC/ART - OREGON	2,795.00	0.00	2,795.00	0.00	0.00	2,795.00
<u>A 2850.1522-27-000</u>	COCURRICULAR STIPENDS/MUSIC/ART - SAXTON	2,795.00	0.00	2,795.00	0.00	0.00	2,795.00
<u>A 2850.1522-28-000</u>	COCURRICULAR STIPENDS/MUSIC/ART - S. OCEAN	2,795.00	0.00	2,795.00	0.00	0.00	2,795.00
<u>A 2850.1522-37-000</u>	COCURRICULAR STIPENDS/MUSIC/ART - HIGH SCHOOL	67,532.00	0.00	67,532.00	18,258.50	49,273.50	0.00
<u>A 2850.4000-28-000</u>	COCURRIC/GRADUATION-CONTRACTUAL-SO	500.00	0.00	500.00	0.00	0.00	500.00
<u>A 2850.4000-37-000</u>	CONTRACTUAL-HIGH SCHOOL	6,750.00	0.00	6,750.00	0.00	6,000.00	750.00
<u>A 2850.4000-90-000</u>	ROBOTICS CONTRACTUAL	30,000.00	0.00	30,000.00	0.00	0.00	30,000.00
<u>A 2850.4160-90-000</u>	TRAVEL & EVENT FEES	37,275.00	0.00	37,275.00	4,405.00	5,138.20	27,731.80
<u>A 2850.4500-01-000</u>	SUPPLIES - BARTON	500.00	0.00	500.00	0.00	0.00	500.00
<u>A 2850.4500-02-000</u>	SUPPLIES - BAY	500.00	0.00	500.00	140.11	0.00	359.89
<u>A 2850.4500-03-000</u>	SUPPLIES - CANAAN	1,442.00	139.94	1,581.94	139.94	484.94	957.06
<u>A 2850.4500-04-000</u>	SUPPLIES - EAGLE	4,500.00	0.00	4,500.00	0.00	0.00	4,500.00
<u>A 2850.4500-05-000</u>	SUPPLIES - MEDFORD	1,563.00	0.00	1,563.00	295.86	143.00	1,124.14
<u>A 2850.4500-06-000</u>	SUPPLIES - RIVER	500.00	0.00	500.00	0.00	0.00	500.00
<u>A 2850.4500-07-000</u>	SUPPLIES - TREMONT	900.00	-900.00	0.00	0.00	0.00	0.00
<u>A 2850.4500-26-000</u>	SUPPLIES - OREGON	750.00	0.00	750.00	0.00	0.00	750.00
<u>A 2850.4500-27-000</u>	SUPPLIES - SAXTON	750.00	0.00	750.00	0.00	0.00	750.00
<u>A 2850.4500-28-000</u>	SUPPLIES - SO. OCEAN	3,500.00	0.00	3,500.00	0.00	0.00	3,500.00
<u>A 2850.4500-37-000</u>	SUPPLIES - HIGH SCHOOL	7,250.00	0.00	7,250.00	0.00	0.00	7,250.00
<u>A 2850.4500-90-000</u>	SUPPLIES-MUSIC/ART CO-CURRICULAR	34,520.00	11,892.96	46,412.96	15,291.28	3,745.76	27,375.92
<u>A 2850.4550-90-000</u>	ROBOTICS SUPPLIES	3,220.00	0.00	3,220.00	0.00	0.00	3,220.00

PATCHOGUE-MEDFORD UFSD



Appropriation Status Detail Report By Function From 7/1/2023 To 11/30/2023

Account	Description	Budget	Adjustments	Adj. Budget	Expensed	Encumbered	Available
A 2850.4760-90-000	MEMBERSHIPS	5,750.00	0.00	5,750.00	2,384.00	0.00	3,366.00
2850	CO-CURRIC ACTIVITIES	691,371.00	19,622.90	710,993.90	65,070.71	521,074.13	124,849.06
A 2855.1502-26-000	COACHING STIPENDS - OREGON	110,889.00	0.00	110,889.00	43,846.64	64,462.36	2,580.00
A 2855.1502-27-000	COACHING STIPENDS - SAXTON	90,242.00	0.00	90,242.00	41,189.75	46,129.55	2,922.70
A 2855.1502-28-000	COACHING STIPENDS - S. OCEAN	90,122.00	0.00	90,122.00	31,198.23	56,085.77	2,838.00
A 2855.1502-90-000	COACHING STIPENDS - HIGH SCHOOL	610,911.00	6,422.00	617,333.00	259,437.83	315,103.97	42,791.20
A 2855.1540-26-000	ATHLETIC EVENTS - CHAPERONES - OREGON	10,000.00	0.00	10,000.00	645.00	8,882.00	473.00
A 2855.1540-27-000	ATHLETIC EVENTS - CHAPERONES - SAXTON	10,500.00	0.00	10,500.00	2,956.25	7,221.25	322.50
A 2855.1540-28-000	ATHLETIC EVENTS - CHAPERONES - S. OCEAN	9,000.00	0.00	9,000.00	999.75	7,763.75	236.50
A 2855.1540-90-000	ATHLETIC EVENTS - CHAPERONES - HIGH SCHOOL	69,000.00	0.00	69,000.00	32,323.75	33,919.00	2,757.25
A 2855.1610-26-000	SECURITY - OREGON	1,000.00	-1,000.00	0.00	0.00	0.00	0.00
A 2855.1610-28-000	SECURITY - S. OCEAN	1,000.00	0.00	1,000.00	0.00	0.00	1,000.00
A 2855.1610-37-000	SECURITY - HIGH SCHOOL	1,000.00	0.00	1,000.00	0.00	0.00	1,000.00
A 2855.1610-90-000	SECURITY	50,000.00	0.00	50,000.00	19,731.64	29,467.48	800.88
A 2855.2000-27-000	EQUIPMENT - SAXTON	35,882.00	0.00	35,882.00	0.00	29,519.85	6,362.15
A 2855.2000-37-000	EQUIPMENT - HIGH SCHOOL	21,500.00	0.00	21,500.00	16,417.00	0.00	5,083.00
A 2855.4160-90-000	TRAVEL/FEES	21,500.00	0.00	21,500.00	3,280.00	1,000.00	17,220.00
A 2855.4490-90-000	OFFICIAL'S FEES	113,000.00	0.00	113,000.00	56,321.69	56,321.69	356.62
A 2855.4500-26-000	SUPPLIES/UNIFORMS - OREGON	10,000.00	4,063.00	14,063.00	9,629.31	4,416.16	17.53
A 2855.4500-27-000	SUPPLIES/UNIFORMS - SAXTON	12,000.00	5,934.65	17,934.65	12,533.87	5,331.32	69.46
A 2855.4500-28-000	SUPPLIES/UNIFORMS - S. OCEAN	12,000.00	1,399.65	13,399.65	8,818.26	4,567.34	14.05
A 2855.4500-37-000	SUPPLIES/UNIFORMS - HIGH SCHOOL	65,000.00	7,746.50	72,746.50	56,230.77	12,867.10	3,648.63
A 2855.4610-90-000	CONTRACTUAL	93,750.00	0.00	93,750.00	4,013.50	88,629.00	1,107.50
A 2855.4630-90-000	LAUNDRY/DRYCLEAN	32,500.00	12,008.97	44,508.97	3,182.06	11,826.91	29,500.00
A 2855.4690-90-000	EQUIPMENT REPAIR	2,700.00	-1,500.00	1,200.00	171.99	0.00	1,028.01
A 2855.4760-90-000	MEMBERSHIPS	41,500.00	0.00	41,500.00	33,598.80	0.00	7,901.20
A 2855.4900-90-000	BOCES SERVICES	19,200.00	1,400.00	20,600.00	13,857.50	6,700.00	42.50
2855	INTERSCHOL ATHL	1,534,196.00	36,474.77	1,570,670.77	650,383.59	790,214.50	130,072.68
28		9,280,060.00	-47,437.87	9,232,622.13	2,412,539.47	5,908,599.66	911,483.00
2		123,292,051.00	-326,696.41	122,965,354.59	28,361,174.35	85,412,286.93	9,191,893.31
A 5510.1500-90-000	SUPERVISION	89,711.00	8,000.00	97,711.00	42,650.59	54,746.11	314.30

PATCHOGUE-MEDFORD UFSD

Appropriation Status Detail Report By Function From 7/1/2023 To 11/30/2023



Account	Description	Budget	Adjustments	Adj. Budget	Expensed	Encumbered	Available
<u>A 5510.1600-90-000</u>	DRIVERS SALARIES	220,117.00	0.00	220,117.00	52,529.45	160,540.43	7,047.12
<u>A 5510.1620-90-000</u>	NONINSTRUCTIONAL SALARY	121,262.00	-8,000.00	113,262.00	45,455.72	66,222.47	1,583.81
<u>A 5510.1630-90-000</u>	PART TIME CLERICAL	32,769.00	0.00	32,769.00	6,556.50	25,189.50	1,023.00
<u>A 5510.1650-90-000</u>	DRIVER OVERTIME	50,000.00	0.00	50,000.00	14,199.86	33,820.70	1,979.44
<u>A 5510.1655-90-000</u>	MECHANIC O/T	11,000.00	0.00	11,000.00	5,413.46	5,290.50	296.04
<u>A 5510.1660-90-000</u>	MECHANIC	71,168.00	0.00	71,168.00	28,740.92	42,427.08	0.00
<u>A 5510.1860-90-000</u>	BUS AIDES	524,820.00	0.00	524,820.00	123,417.45	385,075.16	16,327.39
<u>A 5510.2100-90-000</u>	PURCHASE OF BUSES	160,000.00	0.00	160,000.00	149,929.95	0.00	10,070.05
<u>A 5510.4150-90-000</u>	TRAVEL-CONFERENCE	3,000.00	0.00	3,000.00	275.00	1,572.63	1,152.37
<u>A 5510.4240-90-000</u>	INSURANCE	10,800.00	0.00	10,800.00	7,643.00	0.00	3,157.00
<u>A 5510.4490-90-000</u>	PROFESSIONAL/TECHNICAL	23,022.00	0.00	23,022.00	20,201.89	1,300.53	1,519.58
<u>A 5510.4500-90-000</u>	SUPPLIES	5,000.00	0.00	5,000.00	1,378.14	162.68	3,459.18
<u>A 5510.4650-90-000</u>	EQUIPMENT RENTAL	1,800.00	0.00	1,800.00	519.90	-519.90	1,800.00
<u>A 5510.4690-90-000</u>	EQUIPMENT REPAIR	50,000.00	0.00	50,000.00	11,778.45	30,868.40	7,353.15
<u>A 5510.4911-90-000</u>	BOCES SERVICES	860.00	0.00	860.00	0.00	256.00	604.00
<u>A 5510.5600-90-000</u>	UNIFORMS	1,600.00	0.00	1,600.00	0.00	0.00	1,600.00
<u>A 5510.5701-90-000</u>	TIRES	8,000.00	0.00	8,000.00	2,715.88	5,284.12	0.00
<u>A 5510.5702-90-000</u>	ANTIFREEZE	300.00	0.00	300.00	90.43	209.57	0.00
<u>A 5510.5703-90-000</u>	LUBRICATING OIL	1,200.00	0.00	1,200.00	393.10	806.90	0.00
<u>A 5510.5704-90-000</u>	BATTERIES	1,500.00	0.00	1,500.00	1,295.40	204.60	0.00
<u>A 5510.5710-90-000</u>	GASOLINE - BUSES - CONTRACT	225,409.00	0.00	225,409.00	0.00	0.00	225,409.00
<u>A 5510.5720-90-000</u>	GASOLINE - DISTRICT BUSES	43,346.00	0.00	43,346.00	4,410.46	17,589.54	21,346.00
5510	DISTRICT TRANSPORTATION SERVICES *	1,656,684.00	0.00	1,656,684.00	519,595.55	831,047.02	306,041.43
<u>A 5540.4000-90-000</u>	CONTRACT TRANSPORTATION	8,240,511.00	0.00	8,240,511.00	717,441.00	6,429,318.80	1,093,751.20
<u>A 5540.4020-90-000</u>	RESIDENTIAL TRANSP. CONTR.	4,000.00	0.00	4,000.00	0.00	0.00	4,000.00
<u>A 5540.4030-04-000</u>	FIELD TRIPS - EAGLE	2,000.00	0.00	2,000.00	0.00	0.00	2,000.00
<u>A 5540.4030-05-000</u>	FIELD TRIPS - MEDFORD	2,763.00	0.00	2,763.00	0.00	0.00	2,763.00
<u>A 5540.4030-06-000</u>	FIELD TRIPS - RIVER	750.00	0.00	750.00	0.00	0.00	750.00
<u>A 5540.4030-26-000</u>	FIELD TRIPS - OREGON	1,500.00	0.00	1,500.00	0.00	0.00	1,500.00
<u>A 5540.4030-28-000</u>	FIELD TRIPS - SO OCEAN	1,000.00	0.00	1,000.00	0.00	0.00	1,000.00
<u>A 5540.4030-37-000</u>	FIELD TRIPS - HIGH SCHOOL	7,000.00	0.00	7,000.00	0.00	5,539.88	1,460.12
<u>A 5540.4030-90-000</u>	FIELD TRIPS	5,000.00	5,000.00	10,000.00	849.86	6,450.14	2,700.00
<u>A 5540.4040-90-000</u>	ATHLETICS	160,000.00	0.00	160,000.00	0.00	120,000.00	40,000.00

PATCHOGUE-MEDFORD UFSD



Appropriation Status Detail Report By Function From 7/1/2023 To 11/30/2023

Account	Description		Budget	Adjustments	Adj. Budget	Expensed	Encumbered	Available
<u>A 5540.4050-90-000</u>	MUSIC		17,780.00	0.00	17,780.00	1,804.94	8,195.06	7,780.00
<u>A 5540.4930-90-000</u>	BOCES TRANSPORTATION - FIELD TRIPS		5,000.00	3,700.00	8,700.00	0.00	5,000.00	3,700.00
5540	CONTRACT TRANS	*	8,447,304.00	8,700.00	8,456,004.00	720,095.80	6,574,503.88	1,161,404.32
<u>A 5581.4905-90-000</u>	BOCES REG HANDIC TRNSP		624,885.00	0.00	624,885.00	0.00	531,711.00	93,174.00
5581	BOCES TRANS SVCS	*	624,885.00	0.00	624,885.00	0.00	531,711.00	93,174.00
55		**	10,728,873.00	8,700.00	10,737,573.00	1,239,691.35	7,937,261.90	1,560,619.75
5		***	10,728,873.00	8,700.00	10,737,573.00	1,239,691.35	7,937,261.90	1,560,619.75
<u>A 7310.1600-09-000</u>	NON-INSTRUCTIONAL SALARIES		12,124.00	0.00	12,124.00	4,896.36	7,228.04	-0.40
<u>A 7310.1600-90-000</u>	NON INSTRUCT SALARIES		50,348.00	0.00	50,348.00	20,332.73	30,014.87	0.40
<u>A 7310.1620-09-000</u>	SECURITY-SUMMER		8,000.00	0.00	8,000.00	6,175.51	0.00	1,824.49
<u>A 7310.1620-90-000</u>	SECURITY-SCHOOL YEAR		86,000.00	0.00	86,000.00	20,939.51	61,964.49	3,096.00
<u>A 7310.1860-09-000</u>	CHILD CARE AIDES		202,807.00	0.00	202,807.00	124,862.81	0.00	77,944.19
<u>A 7310.1860-90-000</u>	CHILD CARE AIDES		566,186.00	0.00	566,186.00	142,292.58	400,771.27	23,122.15
<u>A 7310.4000-09-000</u>	CONTRACTUAL EXPENSE SUMMER		24,099.00	0.00	24,099.00	11,732.50	200.00	12,166.50
<u>A 7310.4000-90-000</u>	CONTRACTUAL EXPENSE		20,313.00	0.00	20,313.00	5,965.80	3,061.40	11,285.80
<u>A 7310.4500-09-000</u>	SUPPLIES		4,363.00	0.00	4,363.00	3,424.20	0.00	938.80
<u>A 7310.4500-90-000</u>	SUPPLIES CHILD CARE		4,976.00	0.00	4,976.00	1,128.75	773.28	3,073.97
<u>A 7310.4501-90-000</u>	CHILD CARE BANK FEES		30,000.00	0.00	30,000.00	8,966.15	0.00	21,033.85
<u>A 7310.4750-90-000</u>	CHILD CARE - TRAVEL & CONFERENCE		95.00	0.00	95.00	0.00	0.00	95.00
<u>A 7310.5811-09-000</u>	PREPARED FOODS SUM		15,876.00	0.00	15,876.00	6,582.98	0.00	9,293.02
<u>A 7310.5811-90-000</u>	CACFP FOOD - AFTERNOON SNACK		27,850.00	0.00	27,850.00	5,173.66	13,326.34	9,350.00
<u>A 7310.5812-90-000</u>	CACFP SUPPLIES - AFTERNOON SNACK (i.e. Forks, Plates, Etc.)		4,000.00	0.00	4,000.00	973.90	2,526.10	500.00
<u>A 7310.5813-90-000</u>	PREPARED FOOD - MORNING SNACK (NON-CACFP)		9,000.00	0.00	9,000.00	1,394.00	6,606.00	1,000.00
7310	YOUTH PROGRAM	*	1,066,037.00	0.00	1,066,037.00	364,841.44	526,471.79	174,723.77
73		**	1,066,037.00	0.00	1,066,037.00	364,841.44	526,471.79	174,723.77
7		***	1,066,037.00	0.00	1,066,037.00	364,841.44	526,471.79	174,723.77
<u>A 8060.1500-90-000</u>	COMMUNITY SCHOOLS - PROFESSIONAL SALARIES		933,023.00	77,000.00	1,010,023.00	267,638.95	741,944.47	439.58
<u>A 8060.1610-90-000</u>	COMMUNITY SCHOOLS - SECURITY		34,000.00	0.00	34,000.00	16,289.75	16,259.00	1,451.25
<u>A 8060.1620-90-000</u>	COMMUNITY CENTER NON INSTRUCTIONAL SALARIES		193,595.00	0.00	193,595.00	53,353.76	78,760.24	61,481.00
<u>A 8060.1630-90-000</u>	PART-TIME SALARIES		18,205.00	0.00	18,205.00	0.00	0.00	18,205.00
<u>A 8060.2000-90-SEL</u>	COMMUNITY SCHOOLS SEL - EQUIPMENT		1,500.00	0.00	1,500.00	0.00	0.00	1,500.00

PATCHOGUE-MEDFORD UFSD



Appropriation Status Detail Report By Function From 7/1/2023 To 11/30/2023

Account	Description		Budget	Adjustments	Adj. Budget	Expensed	Encumbered	Available
<u>A 8060.4000-90-000</u>	COMMUNITY SCHOOLS - CONTRACTUAL		1,600.00	0.00	1,600.00	306.02	943.98	350.00
<u>A 8060.4000-90-FAM</u>	COMMUNITY SCHOOLS FAMILY CENTER - CONTRACTUAL		3,000.00	0.00	3,000.00	12.97	687.03	2,300.00
<u>A 8060.4000-90-SEL</u>	COMMUNITY SCHOOLS SEL - CONTRACTUAL		7,000.00	0.00	7,000.00	0.00	0.00	7,000.00
<u>A 8060.4500-90-000</u>	SUPPLIES AND MATERIALS		10,250.00	0.00	10,250.00	102.88	1,147.12	9,000.00
<u>A 8060.4500-90-FAM</u>	COMMUNITY SCHOOLS FAMILY CENTER - SUPPLIES AND MATERIALS		11,400.00	0.00	11,400.00	758.40	1,705.99	8,935.61
<u>A 8060.4500-90-SEL</u>	COMMUNITY SCHOOLS SEL - SUPPLIES AND MATERIALS		8,000.00	0.00	8,000.00	1,326.76	316.73	6,356.51
<u>A 8060.4900-90-000</u>	COMMUNITY SCHOOLS - BOCES		475.00	0.00	475.00	0.00	0.00	475.00
<u>A 8060.4900-90-FAM</u>	COMMUNITY SCHOOLS FAMILY CENTER - BOCES		750.00	0.00	750.00	0.00	0.00	750.00
<u>A 8060.4900-90-SEL</u>	COMMUNITY SCHOOLS SEL - BOCES		6,000.00	0.00	6,000.00	2,950.00	450.00	2,600.00
8060	CIVIC ACTIVITIES	*	1,228,798.00	77,000.00	1,305,798.00	342,739.49	842,214.56	120,843.95
80		**	1,228,798.00	77,000.00	1,305,798.00	342,739.49	842,214.56	120,843.95
8		***	1,228,798.00	77,000.00	1,305,798.00	342,739.49	842,214.56	120,843.95
<u>A 9010.8000-90-000</u>	NYSERS		2,139,333.00	0.00	2,139,333.00	-1,486.79	2,140,819.79	0.00
9010	NYS EMPL RET SYS	*	2,139,333.00	0.00	2,139,333.00	-1,486.79	2,140,819.79	0.00
<u>A 9020.8000-90-000</u>	NYSTRS		8,711,724.00	0.00	8,711,724.00	56.84	8,578,129.16	133,538.00
9020	NYS TCHRS RET SYS	*	8,711,724.00	0.00	8,711,724.00	56.84	8,578,129.16	133,538.00
<u>A 9030.8000-90-000</u>	SOCIAL SECURITY		8,497,300.00	0.00	8,497,300.00	2,300,469.39	6,026,424.86	170,405.75
9030	SOC SECURITY	*	8,497,300.00	0.00	8,497,300.00	2,300,469.39	6,026,424.86	170,405.75
<u>A 9040.8000-90-000</u>	WORKERS COMP.		790,000.00	0.00	790,000.00	484,352.68	305,545.68	101.64
9040	WORKERS COMP	*	790,000.00	0.00	790,000.00	484,352.68	305,545.68	101.64
<u>A 9045.8000-90-000</u>	LIFE INSURANCE		63,792.00	0.00	63,792.00	23,093.09	40,686.82	12.09
9045	LIFE INS	*	63,792.00	0.00	63,792.00	23,093.09	40,686.82	12.09
<u>A 9050.8000-90-000</u>	UNEMPLOYMENT INS		183,456.00	0.00	183,456.00	29,529.23	153,926.77	0.00
9050	UNEMPL INS	*	183,456.00	0.00	183,456.00	29,529.23	153,926.77	0.00
<u>A 9055.8000-90-000</u>	DISAB INS-INSTR		128,178.00	0.00	128,178.00	42,736.42	85,405.73	35.85
9055	DISAB INS - INSTR	*	128,178.00	0.00	128,178.00	42,736.42	85,405.73	35.85
<u>A 9056.8000-90-000</u>	DISAB INS-OPER		30,103.00	0.00	30,103.00	9,137.43	20,965.57	0.00
9056	DISAB INS - OPER	*	30,103.00	0.00	30,103.00	9,137.43	20,965.57	0.00
<u>A 9060.8000-90-000</u>	HEALTH INSURANCE		33,979,069.00	-231,376.00	33,747,693.00	14,857,531.75	18,791,159.10	99,002.15
9060	HEALTH INS	*	33,979,069.00	-231,376.00	33,747,693.00	14,857,531.75	18,791,159.10	99,002.15

PATCHOGUE-MEDFORD UFSD

Appropriation Status Detail Report By Function From 7/1/2023 To 11/30/2023



Account	Description		Budget	Adjustments	Adj. Budget	Expensed	Encumbered	Available
<u>A 9061.8000-90-000</u>	MEDICARE REIMB		2,575,152.00	0.00	2,575,152.00	704,386.70	1,868,667.90	2,097.40
9061	MEDICARE REIMB	*	2,575,152.00	0.00	2,575,152.00	704,386.70	1,868,667.90	2,097.40
<u>A 9065.8000-90-000</u>	DENTAL		493,753.00	0.00	493,753.00	258,105.04	209,770.55	25,877.41
9065	DENTAL INS	*	493,753.00	0.00	493,753.00	258,105.04	209,770.55	25,877.41
<u>A 9070.8000-90-000</u>	SICK LEAVE/ RET PROF		400,000.00	0.00	400,000.00	274,195.25	25,804.81	99,999.94
9070	UNION WELFARE BENEFITS	*	400,000.00	0.00	400,000.00	274,195.25	25,804.81	99,999.94
<u>A 9075.8000-90-000</u>	SICK LEAVE/RET OPERATIONAL		100,000.00	0.00	100,000.00	-0.03	0.00	100,000.03
9075		*	100,000.00	0.00	100,000.00	-0.03	0.00	100,000.03
<u>A 9089.1000-90-000</u>	VACATION BUY BACK		321,173.00	0.00	321,173.00	0.00	321,173.00	0.00
9089	OTHER	*	321,173.00	0.00	321,173.00	0.00	321,173.00	0.00
90		**	58,413,033.00	-231,376.00	58,181,657.00	18,982,107.00	38,568,479.74	631,070.26
<u>A 9760.7000-90-000</u>	TAX ANTICIPATION NOTES		1,025,000.00	312,450.00	1,337,450.00	-278,300.00	1,615,750.00	0.00
9760	TAN INTEREST	*	1,025,000.00	312,450.00	1,337,450.00	-278,300.00	1,615,750.00	0.00
97		**	1,025,000.00	312,450.00	1,337,450.00	-278,300.00	1,615,750.00	0.00
<u>A 9901.9500-90-000</u>	TRANSFER TO SPEC AID		341,376.00	0.00	341,376.00	0.00	0.00	341,376.00
<u>A 9901.9600-90-000</u>	TRANSFER TO DEBT SERVICE		10,439,892.00	0.00	10,439,892.00	9,376,523.23	1,063,368.77	0.00
9901	INTERFUND TRANSFERS	*	10,781,268.00	0.00	10,781,268.00	9,376,523.23	1,063,368.77	341,376.00
<u>A 9950.9000-90-000</u>	TRANSFER TO CAPITAL FUND		1,500,000.00	0.00	1,500,000.00	0.00	0.00	1,500,000.00
9950	TRANSFER TO CAPITAL	*	1,500,000.00	0.00	1,500,000.00	0.00	0.00	1,500,000.00
99		**	12,281,268.00	0.00	12,281,268.00	9,376,523.23	1,063,368.77	1,841,376.00
9		***	71,719,301.00	81,074.00	71,800,375.00	28,080,330.23	41,247,598.51	2,472,446.26
Fund ATotals:			231,391,038.00	215,921.88	231,606,959.88	67,229,930.32	147,079,274.36	17,297,755.20
Grand Totals:			231,391,038.00	215,921.88	231,606,959.88	67,229,930.32	147,079,274.36	17,297,755.20

SCHOOL LUNCH
FUND
FINANCIAL
REPORTS

PATCHOGUE-MEDFORD UFSD

Trial Balance Report From 7/1/2023 - 11/30/2023



Account	Description	Debits	Credits
C 200	CASH IN CHECKING	948,263.04	0.00
C 210	PETTY CASH - REGISTERS	1,410.00	0.00
C 380	ACCOUNTS RECEIVABLE	890.59	0.00
C 3910	DUE FROM GENERAL FUND	163,240.00	0.00
C 410	STATE & FEDERAL AID RECEIVABLE	603,889.00	0.00
C 445	SUPPLIES & MATERIAL INVENTORY	12,745.05	0.00
C 446	FOOD INVENTORY	119,750.30	0.00
C 510	ESTIMATED REVENUE	4,467,108.00	0.00
C 521	ENCUMBRANCES	1,879,970.70	0.00
C 522	EXPENDITURES	1,100,337.19	0.00
C 599	APPROPRIATED FUND BALANCE	96,915.00	0.00
C 600	ACCOUNTS PAYABLE	0.00	0.04
C 631	DUE TO OTHER GOVERNMENTS	0.00	703.08
C 637	DUE TO EMPLOYEES RETIREMENT SYSTEM	0.00	72,066.26
C 691	DEFERRED REVENUE	0.00	215,966.54
C 821	RESERVE FOR ENCUMBRANCES	0.00	1,879,970.70
C 845	RESERVE FOR INVENTORY	0.00	132,495.35
C 909	FUND BALANCE, UNRESERVED	0.00	1,306,902.07
C 960	APPROPRIATIONS	0.00	4,564,023.00
C 980	REVENUES	0.00	1,222,391.83
C Fund Totals:		9,394,518.87	9,394,518.87
Grand Totals:		9,394,518.87	9,394,518.87

PATCHOGUE-MEDFORD UFSD



Revenue Status Report By Function From 7/1/2023 To 11/30/2023

Account	Description	Budget	Adjustments	Revised Budget	Revenue Earned	Unearned Revenue
<u>C 1440</u>	SALE OF REIMBURSEABLE MEALS	964,936.00	0.00	964,936.00	176,455.65	788,480.35
<u>C 1445</u>	OTHER CAFE SALES- A LA CARTE	450,000.00	0.00	450,000.00	152,945.40	297,054.60
<u>C 1445.1</u>	OTHER CAFE SALES-FACULTY	40,000.00	0.00	40,000.00	10,286.45	29,713.55
<u>C 1445.2</u>	OTHER CAFE SALES-CATERING	25,000.00	0.00	25,000.00	6,273.60	18,726.40
<u>C 1445.3</u>	CASH OVER/UNDER	0.00	0.00	0.00	148.92	-148.92
<u>C 2401</u>	INTEREST AND EARNINGS	5,000.00	0.00	5,000.00	0.00	5,000.00
<u>C 2772</u>	VENDING MACHINE REVENUE	15,000.00	0.00	15,000.00	296.94	14,703.06
<u>C 3190</u>	STATE REIMBURSEMENT-LUNCH	45,274.00	0.00	45,274.00	14,596.00	30,678.00
<u>C 3190.1</u>	STATE REIMBURSEMENT - BREAKFAST	30,099.00	0.00	30,099.00	9,787.00	20,312.00
<u>C 4190</u>	FEDERAL REIMBURSEMENT -LUNCH	1,740,753.00	0.00	1,740,753.00	527,530.00	1,213,223.00
<u>C 4190.1</u>	FEDERAL REIMBURSEMENT - BREAKFAST	714,126.00	0.00	714,126.00	225,608.00	488,518.00
<u>C 4190.2</u>	FEDERAL REIMBURSEMENT -SUMMER FOOD SERVICE PROGRAM	270,000.00	0.00	270,000.00	0.00	270,000.00
<u>C 4190.O</u>	FEDERAL REIMBURSEMENT -OTHER	166,920.00	0.00	166,920.00	0.00	166,920.00
<u>C 4191</u>	FEDERAL REIMBURSEMENT - SURPLUS FOOD	0.00	0.00	0.00	98,463.87	-98,463.87
C Totals:		4,467,108.00	0.00	4,467,108.00	1,222,391.83	3,244,716.17
Grand Totals:		4,467,108.00	0.00	4,467,108.00	1,222,391.83	3,244,716.17

PATCHOGUE-MEDFORD UFSD



Appropriation Status Detail Report By Function From 7/1/2023 To 11/30/2023

Account	Description	Budget	Adjustments	Adj. Budget	Expensed	Encumbered	Available
<u>C 2860.1620-95-000</u>	FOOD SERVICE DIRECTOR	98,647.00	0.00	98,647.00	45,552.43	63,553.57	-10,459.00
<u>C 2860.1621-95-000</u>	NON-INSTRUCTIONAL CLERICAL	49,733.00	0.00	49,733.00	19,882.59	29,350.41	500.00
<u>C 2860.1692-95-000</u>	SENIOR COOK	67,621.00	0.00	67,621.00	17,491.18	46,633.46	3,496.36
<u>C 2860.1696-95-000</u>	SR. FOOD SERVICE WORKER	459,029.00	0.00	459,029.00	105,207.68	0.00	353,821.32
<u>C 2860.1697-95-000</u>	FOOD SERVICE WORKER	766,807.00	0.00	766,807.00	168,328.79	0.00	598,478.21
<u>C 2860.1698-95-000</u>	FOOD SERVICE TRUCK DRIVER	115,242.00	0.00	115,242.00	38,568.90	58,453.02	18,220.08
<u>C 2860.1740-95-000</u>	CUSTODIAL	62,192.00	0.00	62,192.00	4,631.40	0.00	57,560.60
<u>C 2860.1860-95-000</u>	P/T CLERICAL AIDE	38,260.00	0.00	38,260.00	9,547.95	0.00	28,712.05
<u>C 2860.2000-95-000</u>	EQUIPMENT	126,915.00	0.00	126,915.00	185.99	31,836.80	94,892.21
<u>C 2860.4000-95-000</u>	CONTRACTUAL EXPENSES	44,865.00	0.00	44,865.00	15,618.79	13,826.37	15,419.84
<u>C 2860.4150-95-000</u>	TRAVEL-CONFERENCE	500.00	0.00	500.00	236.25	0.00	263.75
<u>C 2860.4500-95-000</u>	SUPPLIES & MATERIALS-SMALL WARES	5,850.00	0.00	5,850.00	4,197.55	0.00	1,652.45
<u>C 2860.4690-95-000</u>	EQUIPMENT REPAIR	75,250.00	0.00	75,250.00	14,592.29	53,647.71	7,010.00
<u>C 2860.5010-95-000</u>	SUPPLIES & MATERIALS-OFFICE	1,050.00	0.00	1,050.00	604.71	100.00	345.29
<u>C 2860.5600-95-000</u>	UNIFORMS	9,300.00	0.00	9,300.00	5,101.08	338.53	3,860.39
<u>C 2860.5800-95-000</u>	PAPER PRODUCTS	98,000.00	0.00	98,000.00	27,287.67	58,161.20	12,551.13
<u>C 2860.5802-95-000</u>	DISHWASHER SUPPLIES	5,000.00	0.00	5,000.00	764.93	3,235.07	1,000.00
<u>C 2860.5820-95-000</u>	FOOD	1,420,700.00	0.00	1,420,700.00	349,125.02	848,274.98	223,300.00
<u>C 2860.5821-95-000</u>	SURPLUS FOOD - GOVT COMMODITIES	270,000.00	0.00	270,000.00	98,463.87	0.00	171,536.13
2860	*	3,714,961.00	0.00	3,714,961.00	925,389.07	1,207,411.12	1,582,160.81
28	**	3,714,961.00	0.00	3,714,961.00	925,389.07	1,207,411.12	1,582,160.81
2	***	3,714,961.00	0.00	3,714,961.00	925,389.07	1,207,411.12	1,582,160.81
<u>C 9010.8000-95-000</u>	NYS EMPL. RETIREMENT	198,904.00	0.00	198,904.00	23,632.07	175,271.93	0.00
9010	*	198,904.00	0.00	198,904.00	23,632.07	175,271.93	0.00
<u>C 9030.8000-95-000</u>	SOCIAL SECURITY	126,801.00	0.00	126,801.00	31,304.64	95,496.36	0.00
9030	*	126,801.00	0.00	126,801.00	31,304.64	95,496.36	0.00
<u>C 9040.8000-95-000</u>	WORKMEN'S COMPENSATION	24,863.00	0.00	24,863.00	3,024.12	21,838.88	0.00
9040	*	24,863.00	0.00	24,863.00	3,024.12	21,838.88	0.00
<u>C 9045.8000-95-000</u>	LIFE INSURANCE	850.00	0.00	850.00	197.20	652.80	0.00
9045	*	850.00	0.00	850.00	197.20	652.80	0.00
<u>C 9056.8000-95-000</u>	DISABILITY INS.- OPERATL.	4,144.00	0.00	4,144.00	417.71	3,726.29	0.00
9056	*	4,144.00	0.00	4,144.00	417.71	3,726.29	0.00
<u>C 9060.8000-95-000</u>	HEALTH INSURANCE	476,000.00	0.00	476,000.00	112,239.28	363,760.72	0.00

PATCHOGUE-MEDFORD UFSD



Appropriation Status Detail Report By Function From 7/1/2023 To 11/30/2023

Account	Description		Budget	Adjustments	Adj. Budget	Expensed	Encumbered	Available
9060		*	476,000.00	0.00	476,000.00	112,239.28	363,760.72	0.00
C 9065.8000-95-000	DENTAL		17,500.00	0.00	17,500.00	4,133.10	11,812.60	1,554.30
9065		*	17,500.00	0.00	17,500.00	4,133.10	11,812.60	1,554.30
90		**	849,062.00	0.00	849,062.00	174,948.12	672,559.58	1,554.30
9		***	849,062.00	0.00	849,062.00	174,948.12	672,559.58	1,554.30
	Fund CTotals:		4,564,023.00	0.00	4,564,023.00	1,100,337.19	1,879,970.70	1,583,715.11
	Grand Totals:		4,564,023.00	0.00	4,564,023.00	1,100,337.19	1,879,970.70	1,583,715.11

SPECIAL AID FUND
FINANCIAL
REPORTS

PATCHOGUE-MEDFORD UFSD

Trial Balance Report From 7/1/2023 - 11/30/2023



Account	Description	Debits	Credits
F 200	CASH IN CHECKING	259,369.93	0.00
F 410	STATE & FEDERAL AID RECEIVABLE	2,220,820.16	0.00
F 440	DUE FROM OTHER GOVERNMENTS	4,626.00	0.00
F 510	ESTIMATED REVENUE	20,536,194.47	0.00
F 521	ENCUMBRANCES	8,525,213.30	0.00
F 522	EXPENDITURES	5,436,050.11	0.00
F 600	ACCOUNTS PAYABLE	0.00	11,250.00
F 630	DUE TO GENERAL FUND	0.00	5,953,430.25
F 631	DUE TO OTHER GOVERNMENTS	0.00	2,488.00
F 687	DEFERRED REVENUE	0.00	12,605.38
F 821	RESERVE FOR ENCUMBRANCES	0.00	8,525,213.30
F 960	APPROPRIATIONS	0.00	20,536,194.47
F 980	REVENUES	0.00	1,941,092.57
F Fund Totals:		36,982,273.97	36,982,273.97
Grand Totals:		36,982,273.97	36,982,273.97

PATCHOGUE-MEDFORD UFSD



Revenue Status Report By Function From 7/1/2023 To 11/30/2023

Account	Description	Budget	Adjustments	Revised Budget	Revenue Earned	Unearned Revenue
<u>F 2770.2515</u>	GILDER LEHRMAN-PROGRAM EXPENSES	2,809.91	0.00	2,809.91	0.00	2,809.91
<u>F 2770.AA13</u>	BIG HISTORY PROJECT	1,261.75	0.00	1,261.75	0.00	1,261.75
<u>F 2770.AG24</u>	AMERICAN GEOGRAPHICAL SOCIETY GRANT - (BRIAN BUCCINNA)	300.00	0.00	300.00	300.00	0.00
<u>F 2770.CC13</u>	LOWES - BAY ELEMENTARY GRANT	81.14	0.00	81.14	0.00	81.14
<u>F 2770.DD15</u>	LOWES GRANT - EAGLE	281.13	0.00	281.13	0.00	281.13
<u>F 2770.L23</u>	SUMMER HANDICAP TUITION REVENUES FROM OTHER DISTRICTS	0.00	0.00	0.00	4,626.00	-4,626.00
<u>F 2770.LW19</u>	MEDFORD ELEM. LOWES GRANT	26.45	0.00	26.45	0.00	26.45
<u>F 2770.TFCU</u>	OTHER MISC - TFCU GRANT O. JUAREZ FUENTES	2,500.00	0.00	2,500.00	2,500.00	0.00
<u>F 3289.AA24</u>	BARTON CONNECT KIDS FIELD TRIP GRANT	1,412.64	0.00	1,412.64	1,412.62	0.02
<u>F 3289.BD</u>	ST SUPP SCHLS - BLIND & DEAF	255,000.00	0.00	255,000.00	0.00	255,000.00
<u>F 3289.L24</u>	SUMMER HANDICAPPED REV 23/24	1,538,400.00	0.00	1,538,400.00	0.00	1,538,400.00
<u>F 3289.OMH</u>	OMH - MITIGATING THE IMPACT OF TRAUMA IN SCHOOLS	68,210.00	0.00	68,210.00	0.00	68,210.00
<u>F 3289.OR24</u>	OREGON CONNECT KIDS FIELD TRIP GRANT	24,100.00	0.00	24,100.00	0.00	24,100.00
<u>F 3289.SA24</u>	SAXTON CONNECT KIDS FIELD TRIP GRANT	16,800.00	0.00	16,800.00	0.00	16,800.00
<u>F 3289.SB01</u>	SMART SCHOOLS PHASE I	225,957.03	0.00	225,957.03	0.00	225,957.03
<u>F 3289.SB02</u>	SMART SCHOOLS PHASE II	197,883.77	0.00	197,883.77	0.00	197,883.77
<u>F 3289.SB04</u>	SMART SCHOOLS PHASE IV	1,093,792.17	0.00	1,093,792.17	0.00	1,093,792.17
<u>F 3289.SO24</u>	SOUTH OCEAN CONNECT KIDS FIELD TRIP GRANT	16,600.00	0.00	16,600.00	0.00	16,600.00
<u>F 3289.U24</u>	UPK GRANT	1,924,535.00	0.00	1,924,535.00	962,267.00	962,268.00
<u>F 4126.ARP</u>	ARP GRANT	6,023,348.94	0.00	6,023,348.94	0.00	6,023,348.94
<u>F 4126.ARP.LR.LS</u>	ARP ESSER GRANT - LEARNING LOSS	4,720,973.97	0.00	4,720,973.97	0.00	4,720,973.97
<u>F 4126.ARP.ST.RS</u>	ARP ESSER GRANT - STATE RESERVES - COMPREHENSIVE A	678,240.20	0.00	678,240.20	0.00	678,240.20
<u>F 4126.ARP.ST.SE</u>	ARP ESSER GRANT - STATE RESERVES - SUMMER ENRICHMENT	659,443.15	0.00	659,443.15	0.00	659,443.15
<u>F 4126.ARP.H.C2</u>	ARP HCY PART II GRANT (5219)	1,767.00	0.00	1,767.00	353.00	1,414.00
<u>F 4126.ARP.H.CY</u>	ARP HCY PART I GRANT	40,725.00	0.00	40,725.00	0.00	40,725.00
<u>F 4126.CRES.2</u>	CRRSA - ESSER2 GRANT	389,185.70	0.00	389,185.70	389,185.70	0.00
<u>F 4126.CRGR.2</u>	CRRSA - GEER2 GRANT	10,944.25	0.00	10,944.25	10,944.25	0.00
<u>F 4126.J23</u>	TITLE I	104,980.18	0.00	104,980.18	0.00	104,980.18

PATCHOGUE-MEDFORD UFSD



Revenue Status Report By Function From 7/1/2023 To 11/30/2023

Account	Description	Budget	Adjustments	Revised Budget	Revenue Earned	Unearned Revenue
<u>F 4126.J24</u>	TITLE I	865,975.00	0.00	865,975.00	173,195.00	692,780.00
<u>F 4126.K23</u>	TITLE I SCHOL IMPROVEMENT	37,652.69	0.00	37,652.69	0.00	37,652.69
<u>F 4126.N23 .04</u>	TITLE I SCHOL IMP COACHING FOR EXCELLENCE - EAGLE	33,302.76	0.00	33,302.76	2,259.00	31,043.76
<u>F 4126.N23 .05</u>	TITLE I SCHOL IMP COACHING FOR EXCELLENCE - MEDFORD	17,276.91	0.00	17,276.91	0.00	17,276.91
<u>F 4126.N23 .07</u>	TITLE I SCHOL IMP COACHING FOR EXCELLENCE - TREMONT	27,106.26	0.00	27,106.26	0.00	27,106.26
<u>F 4129.D23</u>	TITLE IVA REVENUE	11,349.00	0.00	11,349.00	0.00	11,349.00
<u>F 4129.D24</u>	TITLE IVA REVENUE	69,416.00	0.00	69,416.00	13,883.00	55,533.00
<u>F 4256.G24A.RP</u>	APR - IDEA PART B SECTION 619	44,221.00	0.00	44,221.00	26,875.00	17,346.00
<u>F 4256.I24A.RP</u>	ARP - IDEA PART B SECTION 611	297,558.00	0.00	297,558.00	261,378.00	36,180.00
<u>F 4277.PE24</u>	VOCATIONAL EDUCATION - PERKINS GRANT	65,122.00	0.00	65,122.00	13,024.00	52,098.00
<u>F 4289.1423</u>	TITLE IIIA LEP	42,258.75	0.00	42,258.75	0.00	42,258.75
<u>F 4289.1424</u>	TITLE IIIA LEP	192,629.00	0.00	192,629.00	38,525.00	154,104.00
<u>F 4289.1523</u>	IMMIGRANT EDUCATION	187,568.72	0.00	187,568.72	0.00	187,568.72
<u>F 4289.1524</u>	IMMIGRANT EDUCATION	65,622.00	0.00	65,622.00	13,124.00	52,498.00
<u>F 4289.1923</u>	TITLE IIA	13,768.00	0.00	13,768.00	0.00	13,768.00
<u>F 4289.1924</u>	TITLE IIA	136,209.00	0.00	136,209.00	27,241.00	108,968.00
<u>F 5031</u>	INTERFUND TRANSFERS FROM GF	429,600.00	0.00	429,600.00	0.00	429,600.00
F Totals:		20,536,194.47	0.00	20,536,194.47	1,941,092.57	18,595,101.90
Grand Totals:		20,536,194.47	0.00	20,536,194.47	1,941,092.57	18,595,101.90

PATCHOGUE-MEDFORD UFSD



Appropriation Status Detail Report By Function From 7/1/2023 To 11/30/2023

Account	Description	Budget	Adjustments	Adj. Budget	Expensed	Encumbered	Available
F 2020.1500-04-N23	TITLE I SCH IMP COACHING FOR EXCELLENCE- PROFESSIONAL SALARIES - EAGLE	14,511.57	0.00	14,511.57	0.00	0.00	14,511.57
F 2020.1500-05-N23	TITLE I SCH IMP COACHING FOR EXCELLENCE- PROFESSIONAL SALARIES - MEDFORD	5,935.16	0.00	5,935.16	0.00	0.00	5,935.16
F 2020.1500-07-N23	TITLE I SCH IMP COACHING FOR EXCELLENCE- PROFESSIONAL SALARIES - TREMONT	12,028.25	0.00	12,028.25	0.00	0.00	12,028.25
F 2020.1500-90-J23	TITLE I - PROFESSIONAL SALARIES	82,613.94	0.00	82,613.94	4,277.50	0.00	78,336.44
F 2020.1500-90-J24	TITLE I - PROFESSIONAL SALARIES	778,678.00	0.00	778,678.00	169,334.51	547,505.53	61,837.96
F 2020.1500-90-K23	TITLE I SCH IMP- PROFESSIONAL SALARIES	14,545.61	0.00	14,545.61	15,274.00	15,998.71	-16,727.10
F 2020.1620-90-J23	TITLE I - SUPPORT STAFF	2,252.37	0.00	2,252.37	0.00	0.00	2,252.37
F 2020.1620-90-K23	TITLE I SCH IMP - SUPPORT STAFF	-1,217.00	0.00	-1,217.00	-217.00	0.00	-1,000.00
F 2020.4000-90-K23	TITLE I SCH IMP- PURCHASED SERVICES	18,764.50	0.00	18,764.50	17,966.50	0.00	798.00
F 2020.4500-90-J23	TITLE I - SUPPLIES AND MATERIALS	20,113.87	0.00	20,113.87	0.00	0.00	20,113.87
F 2020.4500-90-J24	TITLE I - SUPPLIES AND MATERIALS	6,840.00	0.00	6,840.00	0.00	0.00	6,840.00
F 2020.4500-90-K23	TITLE I SCH IMP- SUPPLIES AND MATERIALS	3,590.56	582.02	4,172.58	1,449.23	248.35	2,475.00
F 2020.4900-90-K23	TITLE I SCH IMP- BOCES	1,262.00	125.00	1,387.00	0.00	0.00	1,387.00
F 2020.8000-04-N23	TITLE I SCH IMP COACHING FOR EXCELLENCE- EMPLOYEE BENEFITS - EAGLE	18,791.19	0.00	18,791.19	0.00	0.00	18,791.19
F 2020.8000-05-N23	TITLE I SCH IMP COACHING FOR EXCELLENCE- EMPLOYEE BENEFITS - MEDFORD	11,341.75	0.00	11,341.75	0.00	0.00	11,341.75
F 2020.8000-07-N23	TITLE I SCH IMP COACHING FOR EXCELLENCE- EMPLOYEE BENEFITS - TREMONT	15,078.01	0.00	15,078.01	0.00	0.00	15,078.01
F 2020.8000-90-J24	TITLE I - EMPLOYEE BENEFITS	80,457.00	0.00	80,457.00	0.00	0.00	80,457.00
2020	*	1,085,586.78	707.02	1,086,293.80	208,084.74	563,752.59	314,456.47
20	**	1,085,586.78	707.02	1,086,293.80	208,084.74	563,752.59	314,456.47
F 2110.1500-90-1923	TITLE IIA - PROFESSIONAL SALARIES	2,919.00	0.00	2,919.00	13,768.00	0.00	-10,849.00
F 2110.1500-90-1924	TITLE IIA - PROFESSIONAL SALARIES	115,008.00	0.00	115,008.00	0.00	0.00	115,008.00
F 2110.1500-90-AA13	BIG HISTORY PROJECT - PROF SALARIES	685.00	0.00	685.00	0.00	0.00	685.00
F 2110.1500-90-ARP	ARP ESSER III 5880- PROFESSIONAL SALARIES	3,053.50	0.00	3,053.50	0.00	0.00	3,053.50
F 2110.1500-90-D23	TITLE IVA - PROFESSIONAL SALARIES	7,933.00	0.00	7,933.00	10,149.00	0.00	-2,216.00

PATCHOGUE-MEDFORD UFSD



Appropriation Status Detail Report By Function From 7/1/2023 To 11/30/2023

Account	Description	Budget	Adjustments	Adj. Budget	Expensed	Encumbered	Available
<u>F 2110.1500-90-D24</u>	TITLE IVA - PROFESSIONAL SALARIES	46,416.00	0.00	46,416.00	53.75	0.00	46,362.25
<u>F 2110.1500-AR-LRLS</u>	ARP ESSER 5884 - LEARNING LOSS- PROFESSIONAL SALARIES	2,173,896.00	0.00	2,173,896.00	623,707.40	769,520.60	780,668.00
<u>F 2110.1500-AR-STRS</u>	ARP ESSER 5883 - COMPREHENSIVE A STATE RESERVES- PROFESSIONAL SALARIES	675,390.20	0.00	675,390.20	96,243.87	0.00	579,146.33
<u>F 2110.1500-AR-STSE</u>	ARP ESSER 5882 - SUMMER ENRICHMENT STATE RESERVES- PROFESSIONAL SALARIES	339,955.00	0.00	339,955.00	507,007.32	5,904.60	-172,956.92
<u>F 2110.1500-CR-ES2</u>	CRRSA - ESSER2- PROFESSIONAL SALARIES	172,162.78	0.00	172,162.78	360,940.96	3,053.00	-191,831.18
<u>F 2110.1500-CR-GR2</u>	CRRSA - GEER2- PROFESSIONAL SALARIES	427.25	0.00	427.25	427.25	0.00	0.00
<u>F 2110.1620-90-ARP</u>	ARP ESSER III 5880- NON INSTRUCTIONAL SALARIES	-4,425.13	0.00	-4,425.13	0.00	0.00	-4,425.13
<u>F 2110.1620-AR-LRLS</u>	ARP ESSER 5884 - LEARNING LOSS- NON INSTRUCTIONAL SALARIES	584,350.83	0.00	584,350.83	175,607.89	47,992.14	360,750.80
<u>F 2110.1620-AR-STRS</u>	ARP ESSER 5883 - COMPREHENSIVE A STATE RESERVES- SUPPORT STAFF	2,850.00	0.00	2,850.00	2,180.43	5,827.07	-5,157.50
<u>F 2110.1620-AR-STSE</u>	ARP ESSER 5882 - SUMMER ENRICHMENT STATE RESERVES- NON-INSTRUCTIONAL SALARIES	80,555.00	0.00	80,555.00	8,881.14	43,360.86	28,313.00
<u>F 2110.1620-CR-ES2</u>	CRRSA - ESSER2- NON INSTRUCTIONAL SALARIES	39,576.95	0.00	39,576.95	0.00	0.00	39,576.95
<u>F 2110.2000-90-ARP</u>	ARP ESSER III 5880- EQUIPMENT	1,833,627.34	-183,343.34	1,650,284.00	411,196.86	0.00	1,239,087.14
<u>F 2110.4000-90-1923</u>	TITLE IIA - PURCHASED SERVICES	10,849.00	0.00	10,849.00	0.00	0.00	10,849.00
<u>F 2110.4000-90-1924</u>	TITLE IIA - PURCHASED SERVICES	21,201.00	0.00	21,201.00	0.00	640.00	20,561.00
<u>F 2110.4000-90-ARP</u>	ARP ESSER III 5880- PURCHASED SERVICES	1,992,960.00	1,918,214.00	3,911,174.00	483,554.50	3,320,810.93	106,808.57
<u>F 2110.4000-90-OR24</u>	OREGON CONNECT KIDS GRANT FIELD TRIP - CONTRACTUAL	22,000.00	0.00	22,000.00	14,392.80	0.00	7,607.20
<u>F 2110.4000-90-SA24</u>	SAXTON CONNECT KIDS GRANT FIELD TRIP - CONTRACTUAL	14,800.00	0.00	14,800.00	13,593.20	0.00	1,206.80
<u>F 2110.4000-90-SO24</u>	SOUTH OCEAN CONNECT KIDS GRANT FIELD TRIP - CONTRACTUAL	14,600.00	0.00	14,600.00	13,513.24	0.00	1,086.76
<u>F 2110.4000-AR-HMLS</u>	ARP HCY PART II5218- PURCHASED SERVICES	40,725.00	0.00	40,725.00	0.00	0.00	40,725.00
<u>F 2110.4000-AR-LRLS</u>	ARP ESSER 5884 - LEARNING LOSS- PURCHASED SERVICES	50,275.60	901,238.00	951,513.60	395,644.60	250,391.89	305,477.11
<u>F 2110.4000-AR-STSE</u>	ARP ESSER 5882 - SUMMER ENRICHMENT STATE RESERVES- PURCHASED SERVICES	104,114.76	0.00	104,114.76	0.00	0.00	104,114.76

PATCHOGUE-MEDFORD UFSD



Appropriation Status Detail Report By Function From 7/1/2023 To 11/30/2023

Account	Description	Budget	Adjustments	Adj. Budget	Expensed	Encumbered	Available
<u>F 2110.4000-CR-ES2</u>	CRRSA - ESSER2- PURCHASED SERVICES	0.64	28,245.00	28,245.64	28,245.00	0.00	0.64
<u>F 2110.4000-CR-GR2</u>	CRRSA - GEER2- PURCHASED SERVICES	0.00	10,517.00	10,517.00	10,517.00	0.00	0.00
<u>F 2110.4150-90-AA13</u>	BIG HISTORY PROJECT TRAVEL	574.00	0.00	574.00	0.00	0.00	574.00
<u>F 2110.4150-90-AA24</u>	BARTON CONNECT KIDS GRANT FIELD TRIP	1,412.64	0.00	1,412.64	1,412.62	0.00	0.02
<u>F 2110.4150-90-AG24</u>	AMERICAN GEOGRAPHICAL SOCIETY GRANT - TRAVEL EXPENSES (BRIAN BUCCINNA)	300.00	0.00	300.00	0.00	0.00	300.00
<u>F 2110.4150-90-OR24</u>	OREGON CONNECT KIDS GRANT FIELD TRIP - TRAVEL EXPENSES	2,100.00	0.00	2,100.00	0.00	0.00	2,100.00
<u>F 2110.4150-90-SA24</u>	SAXTON CONNECT KIDS GRANT FIELD TRIP - TRAVEL EXPENSES	2,000.00	0.00	2,000.00	0.00	0.00	2,000.00
<u>F 2110.4150-90-SO24</u>	SOUTH OCEAN CONNECT KIDS GRANT FIELD TRIP - TRAVEL EXPENSES	2,000.00	0.00	2,000.00	1,949.56	0.00	50.44
<u>F 2110.4500-90-2515</u>	GILDER LEHRMAN - PROGRAM EXPENSES	2,809.91	0.00	2,809.91	0.00	2,809.00	0.91
<u>F 2110.4500-90-AA13</u>	BIG HISTORY PROJECT SUPPLIES & MAT	2.75	0.00	2.75	0.00	0.00	2.75
<u>F 2110.4500-90-ARP</u>	ARP ESSER III 5880- SUPPLIES AND MATERIALS	304,895.65	157,796.00	462,691.65	107,498.13	288,518.40	66,675.12
<u>F 2110.4500-90-CC13</u>	LOWES GRANT-BAY-SUPPLIES & MATERIALS	81.14	0.00	81.14	0.00	0.00	81.14
<u>F 2110.4500-90-D23</u>	TITLE IVA - SUPPLIES AND MATERIALS	1,441.00	0.00	1,441.00	1,200.00	0.00	241.00
<u>F 2110.4500-90-D24</u>	TITLE IVA - SUPPLIES AND MATERIALS	2,000.00	0.00	2,000.00	0.00	0.00	2,000.00
<u>F 2110.4500-90-DD15</u>	SUPPLIES & MAT - LOWES GRANT EAGLE ELE	281.13	0.00	281.13	0.00	0.00	281.13
<u>F 2110.4500-90-LW19</u>	MEDFORD ELEM. LOWES GRANT - SUPPLIES AND MATERIALS	26.45	0.00	26.45	21.83	3.58	1.04
<u>F 2110.4500-90-TFCU</u>	SUPPLIES AND MATERIALS - TFCU GRANT AWARD O. JUAREZ FUENTES	2,500.00	0.00	2,500.00	0.00	1,000.00	1,500.00
<u>F 2110.4500-AR-HML2</u>	ARP HCY PART II 5219- SUPPLIES AND MATERIALS	1,767.00	0.00	1,767.00	0.00	0.00	1,767.00
<u>F 2110.4500-AR-LRLS</u>	ARP ESSER 5884 - LEARNING LOSS- SUPPLIES AND MATERIALS	0.38	0.00	0.38	0.00	0.00	0.38
<u>F 2110.4500-AR-STSE</u>	ARP ESSER 5882 - SUMMER ENRICHMENT STATE RESERVES- SUPPLIES & MATERIALS	111,881.04	0.00	111,881.04	4,544.47	2,434.75	104,901.82
<u>F 2110.4500-CR-ES2</u>	CRRSA - ESSER2- SUPPLIES AND MATERIALS	0.69	0.00	0.69	0.00	0.00	0.69
<u>F 2110.4900-90-D23</u>	TITLE IVA - BOCES SERVICES	1,975.00	0.00	1,975.00	0.00	0.00	1,975.00
<u>F 2110.4900-90-D24</u>	TITLE IVA - BOCES SERVICES	21,000.00	0.00	21,000.00	0.00	19,500.00	1,500.00

PATCHOGUE-MEDFORD UFSD



Appropriation Status Detail Report By Function From 7/1/2023 To 11/30/2023

Account	Description	Budget	Adjustments	Adj. Budget	Expensed	Encumbered	Available
<u>F 2110.8000-90-ARP</u>	ARP ESSER III 5880- EMPLOYEE BENEFITS	570.92	0.00	570.92	0.00	0.00	570.92
<u>F 2110.8000-AR-LRLS</u>	ARP ESSER 5884 - LEARNING LOSS- EMPLOYEE BENEFITS	1,461,213.16	-450,000.00	1,011,213.16	0.00	0.00	1,011,213.16
<u>F 2110.8000-AR-STSE</u>	ARP ESSER 5882 - SUMMER ENRICHMENT STATE RESERVES- EMPLOYEE BENEFITS	22,937.35	0.00	22,937.35	0.00	0.00	22,937.35
<u>F 2110.8000-CR-ES2</u>	CRRSA - ESSER2- EMPLOYEE BENEFITS	149,199.64	0.00	149,199.64	0.00	0.00	149,199.64
2110	*	10,438,876.57	2,382,666.66	12,821,543.23	3,286,250.82	4,761,766.82	4,773,525.59
<u>F 2128.1500-90-1423</u>	TITLE IIIA LEP - PROFESSIONAL SALARIES	32,361.25	0.00	32,361.25	24,457.50	0.00	7,903.75
<u>F 2128.1500-90-1424</u>	TITLE IIIA LEP - PROFESSIONAL SALARIES	68,710.00	0.00	68,710.00	16,547.42	36,092.58	16,070.00
<u>F 2128.1500-90-1523</u>	TITLE III IMMIGRANT ED- PROF SALARIES	149,732.00	0.00	149,732.00	24,998.00	0.00	124,734.00
<u>F 2128.1500-90-1524</u>	TITLE III IMMIGRANT ED- PROF SALARIES	26,325.00	0.00	26,325.00	0.00	0.00	26,325.00
<u>F 2128.1600-90-1423</u>	TITLE IIIA LEP - SUPPORT STAFF	4,342.50	0.00	4,342.50	3,073.65	0.00	1,268.85
<u>F 2128.1600-90-1424</u>	TITLE IIIA LEP - SUPPORT STAFF	32,284.00	0.00	32,284.00	6,175.62	0.00	26,108.38
<u>F 2128.1600-90-1523</u>	TITLE III IMMIGRANT ED - SUPPORT STAFF	19,139.72	0.00	19,139.72	120.72	0.00	19,019.00
<u>F 2128.1600-90-1524</u>	TITLE III IMMIGRANT ED - SUPPORT STAFF	27,518.00	0.00	27,518.00	5,292.12	0.00	22,225.88
<u>F 2128.4000-90-1423</u>	TITLE IIIA LEP - PURCH SERVICES	80.50	0.00	80.50	0.00	0.00	80.50
<u>F 2128.4000-90-1424</u>	TITLE IIIA LEP - PURCH SERVICES	72,375.00	0.00	72,375.00	0.00	13,100.00	59,275.00
<u>F 2128.4000-90-1523</u>	TITLE III IMMIGRANT - PURCH SERVICES	10,850.00	0.00	10,850.00	0.00	0.00	10,850.00
<u>F 2128.4500-90-1423</u>	TITLE IIIA LEP - SUPPLIES AND MATERIAL	1,506.06	2,533.44	4,039.50	2,444.99	0.00	1,594.51
<u>F 2128.4500-90-1523</u>	TITLE III IMMIG - SUPPLIES AND MATERIA	3,347.00	0.00	3,347.00	0.00	0.00	3,347.00
<u>F 2128.4500-90-1524</u>	TITLE III IMMIG - SUPPLIES AND MATERIA	11,779.00	0.00	11,779.00	4,978.50	0.00	6,800.50
<u>F 2128.4900-90-1423</u>	TITLE IIIA LEP - BOCES SERVICES	1,435.00	0.00	1,435.00	0.00	0.00	1,435.00
<u>F 2128.4900-90-1523</u>	TITLE III IMMIG - BOCES SERVICES	4,500.00	0.00	4,500.00	0.00	0.00	4,500.00
<u>F 2128.8000-90-1424</u>	TITLE IIIA LEP - EMPLOYEE BENEFITS	19,260.00	0.00	19,260.00	0.00	0.00	19,260.00
2128	*	485,545.03	2,533.44	488,078.47	88,088.52	49,192.58	350,797.37
21	**	10,924,421.60	2,385,200.10	13,309,621.70	3,374,339.34	4,810,959.40	5,124,322.96
<u>F 2250.1300-90-I23</u>	IDEA 611 - PROFESSIONAL SALARIES	0.00	0.00	0.00	0.00	0.00	0.00
<u>F 2250.1300-90-I24</u>	IDEA 611 - PROFESSIONAL SALARIES	0.00	0.00	0.00	459,690.50	1,158,671.20	-1,618,361.70
<u>F 2250.1300-AR-I24</u>	ARP - IDEA 611 - PROFESSIONAL SALARIES	22,620.00	0.00	22,620.00	15,167.00	0.00	7,453.00
<u>F 2250.1500-90-L24</u>	SUMMER HANDICAP - PROFESSIONAL SALARIES	250,000.00	0.00	250,000.00	171,145.51	0.00	78,854.49
<u>F 2250.1620-90-I24</u>	IDEA 611 - SUPPORT STAFF SALARIES	0.00	0.00	0.00	60,605.01	65,704.39	-126,309.40
<u>F 2250.1620-90-L24</u>	SUMMER HANDICAP - SUPPORT STAFF SALARIES	50,000.00	0.00	50,000.00	32,958.34	0.00	17,041.66
<u>F 2250.2000-AR-I24</u>	ARP - IDEA 611 - EQUIPMENT	26,565.00	0.00	26,565.00	26,565.00	0.00	0.00

PATCHOGUE-MEDFORD UFSD



Appropriation Status Detail Report By Function From 7/1/2023 To 11/30/2023

Account	Description	Budget	Adjustments	Adj. Budget	Expensed	Encumbered	Available
<u>F 2250.3000-AR-I24</u>	ARP - IDEA 611 - MINOR REMODELING	23,215.00	0.00	23,215.00	23,214.57	0.00	0.43
<u>F 2250.4000-90-L24</u>	SUMMER HANDICAP CONTRACTUAL AND OTHER	100,000.00	0.00	100,000.00	0.00	0.00	100,000.00
<u>F 2250.4000-AR-I24</u>	ARP - IDEA 611 - PURCHASED SERVICES	78,700.00	0.00	78,700.00	57,604.77	0.00	21,095.23
<u>F 2250.4500-90-L24</u>	SUMMER HANDICAP SUPPLIES AND MATERIALS	10,000.00	0.00	10,000.00	0.00	0.00	10,000.00
<u>F 2250.4500-AR-I24</u>	ARP - IDEA 611 - SUPPLIES AND MATERIALS	146,458.00	0.00	146,458.00	138,823.50	573.19	7,061.31
<u>F 2250.4710-90-L24</u>	SUMMER HANDICAP TUITION-PUBLIC	40,000.00	0.00	40,000.00	3,954.00	0.00	36,046.00
<u>F 2250.4720-90-L24</u>	SUMMER HANDICAP TUITION-PRIVATE	300,000.00	0.00	300,000.00	163,477.85	46,731.15	89,791.00
<u>F 2250.4900-90-L24</u>	SUMMER HANDICAP TUITION-BOCES	600,000.00	0.00	600,000.00	0.00	600,000.00	0.00
<u>F 2250.8000-90-L24</u>	SUMMER HANDICAP EMPLOYEE BENEFITS	50,000.00	0.00	50,000.00	0.00	0.00	50,000.00
2250	*	1,697,558.00	0.00	1,697,558.00	1,153,206.05	1,871,679.93	-1,327,327.98
<u>F 2252.1500-90-G24</u>	IDEA 619 - PROFESSIONAL SALARIES	0.00	0.00	0.00	26,567.94	39,219.48	-65,787.42
<u>F 2252.4000-AR-G24</u>	ARP - IDEA 619 - PURCHASED SERVICES	27,090.00	0.00	27,090.00	26,875.06	0.00	214.94
<u>F 2252.4500-AR-G24</u>	ARP - IDEA 619 - SUPPLIES AND MATERIALS	17,131.00	0.00	17,131.00	0.00	0.00	17,131.00
2252	*	44,221.00	0.00	44,221.00	53,443.00	39,219.48	-48,441.48
<u>F 2254.4740-90-BD</u>	TUITION ST SUPP SCHLS-BLIND & DEAF	300,000.00	0.00	300,000.00	0.00	0.00	300,000.00
2254	*	300,000.00	0.00	300,000.00	0.00	0.00	300,000.00
<u>F 2280.1500-90-PE24</u>	PERKINS GRANT - PROFESSIONAL SALARIES	7,800.00	0.00	7,800.00	0.00	0.00	7,800.00
<u>F 2280.4000-90-PE24</u>	PERKINS GRANT - PURCHASED SERVICES	24,850.00	0.00	24,850.00	0.00	0.00	24,850.00
<u>F 2280.4150-90-PE24</u>	PERKINS GRANT - TRAVEL EXPENSES	3,000.00	0.00	3,000.00	0.00	0.00	3,000.00
<u>F 2280.4500-90-PE24</u>	PERKINS GRANT - SUPPLIES AND MATERIALS	22,672.00	0.00	22,672.00	159.00	2,882.00	19,631.00
<u>F 2280.4900-90-PE24</u>	PERKINS GRANT - BOCES SERVICES	6,800.00	0.00	6,800.00	0.00	0.00	6,800.00
2280	*	65,122.00	0.00	65,122.00	159.00	2,882.00	62,081.00
22	**	2,106,901.00	0.00	2,106,901.00	1,206,808.05	1,913,781.41	-1,013,688.46
<u>F 2511.1500-90-U24</u>	UPK GRANT - PROFESSIONAL SALARIES	197,946.00	0.00	197,946.00	0.00	0.00	197,946.00
<u>F 2511.1600-90-U24</u>	UPK GRANT - SUPPORT STAFF	50,356.00	0.00	50,356.00	0.00	0.00	50,356.00
<u>F 2511.4000-90-U24</u>	UPK GRANT - PURCHASED SERVICES	1,525,432.00	0.00	1,525,432.00	305,086.40	1,220,345.60	0.00
<u>F 2511.4500-90-U23</u>	UPK GRANT - SUPPLIES AND MATERIALS	0.00	0.00	0.00	0.00	0.00	0.00
<u>F 2511.4500-90-U24</u>	UPK GRANT - SUPPLIES AND MATERIALS	70,262.00	0.00	70,262.00	0.00	8,160.00	62,102.00
<u>F 2511.4900-90-U24</u>	UPK GRANT - BOCES SERVICES	1,500.00	0.00	1,500.00	0.00	0.00	1,500.00
<u>F 2511.8000-90-U24</u>	UPK GRANT - EMPLOYEE BENEFITS	79,039.00	0.00	79,039.00	0.00	0.00	79,039.00

PATCHOGUE-MEDFORD UFSD



Appropriation Status Detail Report By Function From 7/1/2023 To 11/30/2023

Account	Description		Budget	Adjustments	Adj. Budget	Expensed	Encumbered	Available
2511		*	1,924,535.00	0.00	1,924,535.00	305,086.40	1,228,505.60	390,943.00
25		**	1,924,535.00	0.00	1,924,535.00	305,086.40	1,228,505.60	390,943.00
F 2830.1500-90-OMH	OMH - MITIGATING THE IMPACT OF TRAUMA IN SCHOOLS - SALARIES		13,225.00	0.00	13,225.00	0.00	0.00	13,225.00
F 2830.4000-90-OMH	OMH - MITIGATING THE IMPACT OF TRAUMA IN SCHOOLS - CONTRACT SERVICES		46,785.00	0.00	46,785.00	45,000.00	0.00	1,785.00
F 2830.4500-90-OMH	OMH - MITIGATING THE IMPACT OF TRAUMA IN SCHOOLS - SUPPLIES		8,200.00	0.00	8,200.00	0.00	0.00	8,200.00
2830		*	68,210.00	0.00	68,210.00	45,000.00	0.00	23,210.00
28		**	68,210.00	0.00	68,210.00	45,000.00	0.00	23,210.00
2		***	16,109,654.38	2,385,907.12	18,495,561.50	5,139,318.53	8,516,999.00	4,839,243.97
F 5511.1600-90-L24	NONINSTRUCTIONAL SALARIES-TRANS SUPER		15,000.00	0.00	15,000.00	0.00	8,214.30	6,785.70
F 5511.4000-90-L24	SUMMER HANDICAP TRANS- CONTRACTUAL		500,000.00	0.00	500,000.00	294,616.40	0.00	205,383.60
F 5511.8000-90-L24	EMPLOYEE BENEFITS		8,000.00	0.00	8,000.00	2,115.18	0.00	5,884.82
5511		*	523,000.00	0.00	523,000.00	296,731.58	8,214.30	218,054.12
55		**	523,000.00	0.00	523,000.00	296,731.58	8,214.30	218,054.12
5		***	523,000.00	0.00	523,000.00	296,731.58	8,214.30	218,054.12
F 9811.4500-90-SB01	SMART SCHOOLS PHASE 1 SUPPLIES & MATER		225,957.03	0.00	225,957.03	0.00	0.00	225,957.03
F 9811.4500-90-SB02	SMART SCHOOLS PHASE 2 SUPPLIES & MATER		197,883.77	0.00	197,883.77	0.00	0.00	197,883.77
F 9811.4500-90-SB04	SMART SCHOOLS PHASE 4 SUPPLIES & MATER		1,093,792.17	0.00	1,093,792.17	0.00	0.00	1,093,792.17
9811		*	1,517,632.97	0.00	1,517,632.97	0.00	0.00	1,517,632.97
98		**	1,517,632.97	0.00	1,517,632.97	0.00	0.00	1,517,632.97
9		***	1,517,632.97	0.00	1,517,632.97	0.00	0.00	1,517,632.97
Fund FTotals:			18,150,287.35	2,385,907.12	20,536,194.47	5,436,050.11	8,525,213.30	6,574,931.06
Grand Totals:			18,150,287.35	2,385,907.12	20,536,194.47	5,436,050.11	8,525,213.30	6,574,931.06

CAPITAL PROJECTS FUND FINANCIAL REPORTS

PATCHOGUE-MEDFORD UFSD

Trial Balance Report From 7/1/2023 - 11/30/2023



Account	Description	Debits	Credits
H 200	CASH IN CHECKING	305,442.83	0.00
H 201	CASH IN TIMED DEPOSITS	77,662.99	0.00
H 206	CAPITAL FUND MM STERLING BANK	1,103,652.94	0.00
H 207	CAPITAL FUND MM FLUSHING BANK(EMPIRE NB)	14,389,573.35	0.00
H 410	DUE FROM STATE AND FEDERAL	503,918.78	0.00
H 510	ESTIMATED REVENUE	2,294,608.68	0.00
H 521	ENCUMBRANCES	918,622.80	0.00
H 522	EXPENDITURES	659,872.50	0.00
H 599	APPROPRIATED FUND BALANCE	16,854,188.77	0.00
H 600	ACCOUNTS PAYABLE	0.00	3,000.00
H 630	DUE TO GENERAL FUND	0.00	58,350.62
H 821	RESERVE FOR ENCUMBRANCES	0.00	918,622.80
H 909	FUND BALANCE, UNRESERVED	0.00	16,978,772.77
H 960	APPROPRIATIONS	0.00	19,148,797.45
H Fund Totals:		37,107,543.64	37,107,543.64
Grand Totals:		37,107,543.64	37,107,543.64

PATCHOGUE-MEDFORD UFSD

Revenue Status Report By Function From 7/1/2023 To 11/30/2023



Account	Description	Budget	Adjustments	Revised Budget	Revenue Earned	Unearned Revenue
<u>H 3289</u>	SMART SCHOOLS BOND ACT	670,024.68	0.00	670,024.68	0.00	670,024.68
<u>H 3299</u>	EXCEL AID	124,584.00	0.00	124,584.00	0.00	124,584.00
<u>H 5031</u>	INTERFUND TRANSFERS FROM GF	1,500,000.00	0.00	1,500,000.00	0.00	1,500,000.00
H Totals:		2,294,608.68	0.00	2,294,608.68	0.00	2,294,608.68
Grand Totals:		2,294,608.68	0.00	2,294,608.68	0.00	2,294,608.68

PATCHOGUE-MEDFORD UFSD



Appropriation Status Detail Report By Function From 7/1/2023 To 11/30/2023

Account	Description	Budget	Adjustments	Adj. Budget	Expensed	Encumbered	Available
<u>H 1617.0418-0-2009</u>	SOUTH OCEAN - INT TRSFR 2016/17 ROOF-CONSTRUCTION MANAGER	13,540.00	0.00	13,540.00	0.00	0.00	13,540.00
<u>H 1617.0418-0-2450</u>	SOUTH OCEAN - INT TRSFR 2016/17 ROOF-ARCHITECT	4,608.65	0.00	4,608.65	0.00	0.00	4,608.65
<u>H 1617.0418-0-2930</u>	SOUTH OCEAN - INT TRSFR 2016/17 ROOF-GC	193,840.19	0.00	193,840.19	0.00	0.00	193,840.19
1617	*	211,988.84	0.00	211,988.84	0.00	0.00	211,988.84
16	**	211,988.84	0.00	211,988.84	0.00	0.00	211,988.84
<u>H 1920.2009-0-0419</u>	INT TRSFR 2019/2020 - SO UNIVENT - CONSTRUCTION MANAGER	34,379.00	16,730.27	51,109.27	5,686.82	11,043.45	34,379.00
<u>H 1920.2009-0-1523</u>	INT TRSFR 2019/2020 - HIGH SCHOOL CTE MODIFICATIONS - CONSTRUCTION MANAGER	756.45	0.00	756.45	0.00	0.00	756.45
<u>H 1920.2400-0-0419</u>	INT TRSFR 2019/2020 - SO UNIVENT - ADMIN COSTS	4,893.52	35,000.00	39,893.52	0.00	27,119.88	12,773.64
<u>H 1920.2400-0-1523</u>	INT TRSFR 2019/2020 - HIGH SCHOOL CTE MODIFICATIONS - ADMIN COSTS	13,120.98	0.00	13,120.98	0.00	0.00	13,120.98
<u>H 1920.2450-0-0419</u>	INT TRSFR 2019/2020 - SO UNIVENT - ARCHITECT FEES	20,250.00	28,064.93	48,314.93	0.00	28,064.93	20,250.00
<u>H 1920.2450-0-1523</u>	INT TRSFR 2019/2020 - HIGH SCHOOL CTE MODIFICATIONS - ARCHITECT FEES	5,088.39	0.00	5,088.39	0.00	0.00	5,088.39
<u>H 1920.2450-0-1525</u>	INT TRSFR 2019/2020 - HIGH SCHOOL CTE MODIFICATIONS ART ROOMS- ARCHITECT FEES	10,000.00	0.00	10,000.00	0.00	0.00	10,000.00
<u>H 1920.2930-0-0419</u>	INT TRSFR 2019/2020 - SO UNIVENT - GC	885,533.02	623,339.34	1,508,872.36	277,623.25	380,716.09	850,533.02
<u>H 1920.2930-0-1523</u>	INT TRSFR 2019/2020 - HIGH SCHOOL CTE MODIFICATIONS - GC	12,525.14	0.00	12,525.14	0.00	0.00	12,525.14
<u>H 1920.2930-0-1525</u>	INT TRSFR 2019/2020 - HIGH SCHOOL CTE MODIFICATIONS - ART ROOMS - GC	4,218.81	0.00	4,218.81	0.00	0.00	4,218.81
1920	*	990,765.31	703,134.54	1,693,899.85	283,310.07	446,944.35	963,645.43
19	**	990,765.31	703,134.54	1,693,899.85	283,310.07	446,944.35	963,645.43
1	***	1,202,754.15	703,134.54	1,905,888.69	283,310.07	446,944.35	1,175,634.27
<u>H 2021.2009-0-1525</u>	INT TRSFR 2021/2022 - HIGH SCHOOL CTE MODIFICATIONS - ART ROOMS-CONSTRUCTION MANAGER	0.00	354.78	354.78	0.00	354.78	0.00
<u>H 2021.2450-0-1525</u>	INT TRSFR 2021/2022 - HIGH SCHOOL CTE MODIFICATIONS - ART ROOMS- ARCHITECT FEES	4.74	1,249.40	1,254.14	0.00	1,249.40	4.74
<u>H 2021.2930-0-1525</u>	INT TRSFR 2021/2022 - HIGH SCHOOL CTE MODIFICATIONS - ART ROOMS - GC	0.88	0.00	0.88	0.00	0.00	0.88

PATCHOGUE-MEDFORD UFSD



Appropriation Status Detail Report By Function From 7/1/2023 To 11/30/2023

Account	Description	Budget	Adjustments	Adj. Budget	Expensed	Encumbered	Available
<u>H 2021.4000-0-SOL</u>	INT TRSFR 2021/2022-SOLAR INITIATIVES - CONTRACTUAL	100,000.00	0.00	100,000.00	0.00	0.00	100,000.00
<u>H 2021.4500-0-SEC</u>	INT TRSFR 2021/2022-SECURITY UPGRADES - SUPPLIES AND MATERIALS	25,877.17	2,012.54	27,889.71	0.00	2,012.54	25,877.17
2021	*	125,882.79	3,616.72	129,499.51	0.00	3,616.72	125,882.79
20	**	125,882.79	3,616.72	129,499.51	0.00	3,616.72	125,882.79
<u>H 2223.2009-0-1526</u>	INT TRSFR 2022/2023 - HIGH SCHOOL CTE COSMETOLOGY - CONSTRUCTION MANAGER	3,500.00	17,500.51	21,000.51	15,473.23	2,027.28	3,500.00
<u>H 2223.2400-0-1526</u>	INT TRSFR 2022/2023 - HIGH SCHOOL CTE COSMETOLOGY - ADMIN COSTS	3,291.90	0.00	3,291.90	0.00	0.00	3,291.90
<u>H 2223.2450-0-1526</u>	INT TRSFR 2022/2023 - HIGH SCHOOL CTE COSMETOLOGY - ARCHITECT FEES	500.00	30,303.18	30,803.18	25,633.09	4,670.09	500.00
<u>H 2223.2930-0-1526</u>	INT TRSFR 2022/2023 - HIGH SCHOOL CTE COSMETOLOGY - GC	1,650.00	752,958.44	754,608.44	335,456.11	417,502.33	1,650.00
2223	*	8,941.90	800,762.13	809,704.03	376,562.43	424,199.70	8,941.90
22	**	8,941.90	800,762.13	809,704.03	376,562.43	424,199.70	8,941.90
<u>H 2324.0000-0-0000</u>	INT TRSFR 2023/24 - UNALLOCATED	1,120,038.00	0.00	1,120,038.00	0.00	0.00	1,120,038.00
<u>H 2324.0120-0-0000</u>	INTERFUND TRANSFER 2023/24 - BAY ELEMENTARY ADDITION - UNALLOCATED	200,000.00	0.00	200,000.00	0.00	0.00	200,000.00
<u>H 2324.0120-0-2400</u>	INTERFUND TRANSFER 2023/24 - BAY ELEMENTARY ADDITION - ADMIN COSTS	129,962.00	0.00	129,962.00	0.00	14,600.00	115,362.00
<u>H 2324.0916-0-2400</u>	OREGON - INT TRSFR 2023/24 - ADMIN COSTS	50,000.00	0.00	50,000.00	0.00	10,800.00	39,200.00
2324	*	1,500,000.00	0.00	1,500,000.00	0.00	25,400.00	1,474,600.00
23	**	1,500,000.00	0.00	1,500,000.00	0.00	25,400.00	1,474,600.00
2	***	1,634,824.69	804,378.85	2,439,203.54	376,562.43	453,216.42	1,609,424.69
<u>H CR01.0018-0-2450</u>	CAP RES 2015 - BAY ROOF-ARCHITECT	1,080.67	0.00	1,080.67	0.00	0.00	1,080.67
CR01	*	1,080.67	0.00	1,080.67	0.00	0.00	1,080.67
<u>H CR02.0012-0-2450</u>	CAP RES 2015 - MEDFORD WIND - ARCHITECT	2,754.31	0.00	2,754.31	0.00	0.00	2,754.31
<u>H CR02.0013-0-2450</u>	CAP RES 2015 - MEDFORD ROOF-ARCHITECT	2,080.67	0.00	2,080.67	0.00	0.00	2,080.67
CR02	*	4,834.98	0.00	4,834.98	0.00	0.00	4,834.98
<u>H CR03.0010-0-2450</u>	CAP RES 2015 - RIVER ROOF-ARCHITECT	639.04	0.00	639.04	0.00	0.00	639.04
CR03	*	639.04	0.00	639.04	0.00	0.00	639.04
<u>H CR04.0018-0-2450</u>	CAP RES 2015 - SOUTH OCEAN LOCKER-ARCHITECT (ROOF IS INT TRSFR)	904.75	0.00	904.75	0.00	0.00	904.75

PATCHOGUE-MEDFORD UFSD



Appropriation Status Detail Report By Function From 7/1/2023 To 11/30/2023

Account	Description	Budget	Adjustments	Adj. Budget	Expensed	Encumbered	Available
CR04	*	904.75	0.00	904.75	0.00	0.00	904.75
<u>H CR05.0021-0-2450</u>	CAP RES 2015 - SAXTON ROOF-ARCHITECT	5,080.67	0.00	5,080.67	0.00	0.00	5,080.67
<u>H CR05.0022-0-2450</u>	CAP RES 2015 - SAXTON LOCKERS-ARCHITECT	908.51	0.00	908.51	0.00	0.00	908.51
CR05	*	5,989.18	0.00	5,989.18	0.00	0.00	5,989.18
<u>H CR08.0011-0-2450</u>	CAP RES 2015 - BARTON ROOF-ARCHITECT	3,080.68	0.00	3,080.68	0.00	0.00	3,080.68
CR08	*	3,080.68	0.00	3,080.68	0.00	0.00	3,080.68
<u>H CR10.0012-0-2450</u>	CAP RES 2015 - TREMONT ROOF-ARCHITECT	3,080.67	0.00	3,080.67	0.00	0.00	3,080.67
CR10	*	3,080.67	0.00	3,080.67	0.00	0.00	3,080.67
<u>H CR11.0013-0-2450</u>	CAP RES 2015 - EAGLE ROOF-ARCHITECT	3,080.66	0.00	3,080.66	0.00	0.00	3,080.66
CR11	*	3,080.66	0.00	3,080.66	0.00	0.00	3,080.66
<u>H CR13.0012-0-2450</u>	CAP RES 2015 - CANAAN ROOF-ARCHITECT	2,080.66	0.00	2,080.66	0.00	0.00	2,080.66
CR13	*	2,080.66	0.00	2,080.66	0.00	0.00	2,080.66
<u>H CR15.0020-0-2450</u>	CAP RES 2015 - HS ROOF AND TENNIS COURTS-ARCHITECT	1,038.08	0.00	1,038.08	0.00	0.00	1,038.08
CR15	*	1,038.08	0.00	1,038.08	0.00	0.00	1,038.08
<u>H CR18.0000-0-0001</u>	CAP RESERVE 2018 - UNALLOCATED-PROJECTS APPROVED 5-21-2019	539,576.92	0.00	539,576.92	0.00	0.00	539,576.92
<u>H CR18.0120-0-0000</u>	CAP RESERVE 2018 - BAY ELEMENTARY ADDITION - UNALLOCATED (5/16/23)	7,870,038.00	0.00	7,870,038.00	0.00	0.00	7,870,038.00
<u>H CR18.0120-0-2009</u>	CAP RESERVE 2018 - BAY ELEMENTARY ADDITION - CONSTRUCTION MANAGER (5/16/23)	700,000.00	0.00	700,000.00	0.00	0.00	700,000.00
<u>H CR18.2450-1-1524</u>	CAP RESERVE 2018 - 5/21/2019 - HIGH SCHOOL FIRE ALARM-ARCHITECT FEES	-1,743.75	0.00	-1,743.75	0.00	0.00	-1,743.75
CR18	*	9,107,871.17	0.00	9,107,871.17	0.00	0.00	9,107,871.17
<u>H CR22.0120-0-0000</u>	CAP RESERVE 2022 - BAY ELEMENTARY ADDITION - UNALLOCATED (5/16/23)	4,200,000.00	0.00	4,200,000.00	0.00	0.00	4,200,000.00
<u>H CR22.0120-0-2450</u>	CAP RESERVE 2022 - BAY ELEMENTARY ADDITION - ARCHITECT FEES (5/16/23)	800,000.00	0.00	800,000.00	0.00	0.00	800,000.00
CR22	*	5,000,000.00	0.00	5,000,000.00	0.00	0.00	5,000,000.00
CR	**	14,133,680.54	0.00	14,133,680.54	0.00	0.00	14,133,680.54
C	***	14,133,680.54	0.00	14,133,680.54	0.00	0.00	14,133,680.54
<u>H SB79.0009-0-2009</u>	SMART SCHOOLS PHASE 3 - CONSTRUCTION MANAGER	71,464.00	0.00	71,464.00	0.00	0.00	71,464.00
<u>H SB79.0009-0-2450</u>	SMART SCHOOLS PHASE 3 - ARCHITECT	9,339.90	18,462.03	27,801.93	0.00	18,462.03	9,339.90

PATCHOGUE-MEDFORD UFSD

Appropriation Status Detail Report By Function From 7/1/2023 To 11/30/2023



Account	Description	Budget	Adjustments	Adj. Budget	Expensed	Encumbered	Available
<u>H SB79.0009-0-2930</u>	SMART SCHOOLS PHASE 3 - GC	570,758.75	0.00	570,758.75	0.00	0.00	570,758.75
SB79	*	651,562.65	18,462.03	670,024.68	0.00	18,462.03	651,562.65
SB	**	651,562.65	18,462.03	670,024.68	0.00	18,462.03	651,562.65
S	***	651,562.65	18,462.03	670,024.68	0.00	18,462.03	651,562.65
	Fund HTotals:	17,622,822.03	1,525,975.42	19,148,797.45	659,872.50	918,622.80	17,570,302.15
	Grand Totals:	17,622,822.03	1,525,975.42	19,148,797.45	659,872.50	918,622.80	17,570,302.15

MISCELLANEOUS
SPECIAL REVENUE
FUNDS REPORTS

PATCHOGUE-MEDFORD UFSD

Trial Balance Report From 7/1/2023 - 11/30/2023



Account	Description	Debits	Credits
EC 200	CASH - EXTRACLASSROOM ACTIVITY FUND	374,623.58	0.00
EC 510	Estimated Revenue	550,000.00	0.00
EC 522	Expenditures	122,699.59	0.00
EC 909	FUND BALANCE, UNRESERVED EXTRACLASSROOM ACTIVITY FUND	0.00	423,112.53
EC 960	Appropriations	0.00	550,000.00
EC 980	Revenues	0.00	74,210.64
EC Fund Totals:		1,047,323.17	1,047,323.17
Grand Totals:		1,047,323.17	1,047,323.17

PATCHOGUE-MEDFORD UFSD



Revenue Status Report By Function From 7/1/2023 To 11/30/2023

Account	Description	Budget	Adjustments	Revised Budget	Revenue Earned	Unearned Revenue
<u>EC 2401</u>	EXTRAClassroom Activity Fund - Interest Earnings	0.00	0.00	0.00	778.49	-778.49
<u>EC 2770</u>	EXTRAClassroom Activity Fund - Receipts	550,000.00	0.00	550,000.00	73,432.15	476,567.85
EC Totals:		550,000.00	0.00	550,000.00	74,210.64	475,789.36
Grand Totals:		550,000.00	0.00	550,000.00	74,210.64	475,789.36

PATCHOGUE-MEDFORD UFSD



Appropriation Status Detail Report By Function From 7/1/2023 To 11/30/2023

Account	Description	Budget	Adjustments	Adj. Budget	Expensed	Encumbered	Available
<u>EC 4000</u>	EXTRACLASSROOM ACTIVITY FUND - EXPENSES	550,000.00	0.00	550,000.00	122,699.59	0.00	427,300.41
4000	*	550,000.00	0.00	550,000.00	122,699.59	0.00	427,300.41
40	**	550,000.00	0.00	550,000.00	122,699.59	0.00	427,300.41
4	***	550,000.00	0.00	550,000.00	122,699.59	0.00	427,300.41
	Fund ECTotals:	550,000.00	0.00	550,000.00	122,699.59	0.00	427,300.41
	Grand Totals:	550,000.00	0.00	550,000.00	122,699.59	0.00	427,300.41

PATCHOGUE-MEDFORD UFSD

Trial Balance Report From 7/1/2023 - 11/30/2023



Account	Description	Debits	Credits
SC 200	SCHOLARSHIP CASH AND CASH EQUIVALENTS	1,044,702.21	0.00
SC 510	Estimated Revenue	100,000.00	0.00
SC 522	Expenditures	37,100.00	0.00
SC 909	ENDOWMENTS, SCHOLARSHIPS & GIFTS	0.00	1,055,454.92
SC 960	Appropriations	0.00	100,000.00
SC 980	Revenues	0.00	26,347.29
SC Fund Totals:		1,181,802.21	1,181,802.21
Grand Totals:		1,181,802.21	1,181,802.21

PATCHOGUE-MEDFORD UFSD

Revenue Status Report By Function From 7/1/2023 To 11/30/2023



Account	Description	Budget	Adjustments	Revised Budget	Revenue Earned	Unearned Revenue
<u>SC 2401</u>	SCHOLARSHIP FUND - INTEREST AND EARNINGS	0.00	0.00	0.00	10,672.29	-10,672.29
<u>SC 2705</u>	SCHOLARSHIP FUND - GIFTS AND DONATIONS	100,000.00	0.00	100,000.00	15,675.00	84,325.00
SC Totals:		100,000.00	0.00	100,000.00	26,347.29	73,652.71
Grand Totals:		100,000.00	0.00	100,000.00	26,347.29	73,652.71

PATCHOGUE-MEDFORD UFSD



Appropriation Status Detail Report By Function From 7/1/2023 To 11/30/2023

Account	Description	Budget	Adjustments	Adj. Budget	Expensed	Encumbered	Available
SC 4000	SCHOLARSHIP FUND - SCHOLARSHIPS AND AWARDS	100,000.00	0.00	100,000.00	37,100.00	0.00	62,900.00
4000	*	100,000.00	0.00	100,000.00	37,100.00	0.00	62,900.00
40	**	100,000.00	0.00	100,000.00	37,100.00	0.00	62,900.00
4	***	100,000.00	0.00	100,000.00	37,100.00	0.00	62,900.00
	Fund SCTotals:	100,000.00	0.00	100,000.00	37,100.00	0.00	62,900.00
	Grand Totals:	100,000.00	0.00	100,000.00	37,100.00	0.00	62,900.00

DEBT SERVICE FUND FINANCIAL REPORTS

PATCHOGUE-MEDFORD UFSD

Trial Balance Report From 7/1/2023 - 11/30/2023



Account	Description	Debits	Credits
V 200	CASH IN CHECKING	39.27	0.00
V 510	ESTIMATED REVENUE	10,457,512.00	0.00
V 521	ENCUMBRANCES	1,063,368.10	0.00
V 522	EXPENDITURES	9,394,143.10	0.00
V 6300	DUE TO GENERAL FUND	0.00	39.27
V 821	RESERVE FOR ENCUMBRANCES	0.00	1,063,368.10
V 909	FUND BALANCE, UNRESERVED	0.00	17,619.87
V 960	APPROPRIATIONS	0.00	10,457,512.00
V 980	REVENUES	0.00	9,376,523.23
V Fund Totals:		20,915,062.47	20,915,062.47
Grand Totals:		20,915,062.47	20,915,062.47

PATCHOGUE-MEDFORD UFSD

Revenue Status Report By Function From 7/1/2023 To 11/30/2023



Account	Description	Budget	Adjustments	Revised Budget	Revenue Earned	Unearned Revenue
<u>V 5031</u>	INTERFUND TRANSFERS	10,457,512.00	0.00	10,457,512.00	9,376,523.23	1,080,988.77
	V Totals:	10,457,512.00	0.00	10,457,512.00	9,376,523.23	1,080,988.77
	Grand Totals:	10,457,512.00	0.00	10,457,512.00	9,376,523.23	1,080,988.77

PATCHOGUE-MEDFORD UFSD



Appropriation Status Detail Report By Function From 7/1/2023 To 11/30/2023

Account	Description	Budget	Adjustments	Adj. Budget	Expensed	Encumbered	Available
<u>V 9711.600-90-000</u>	SERIAL BONDS, CONSTRUCTION - PRINCIPAL	8,170,000.00	0.00	8,170,000.00	8,170,000.00	0.00	0.00
<u>V 9711.700-90-000</u>	SERIAL BONDS, CONSTRUCTION - INTEREST	1,425,150.00	0.00	1,425,150.00	792,962.50	632,187.50	0.00
9711	*	9,595,150.00	0.00	9,595,150.00	8,962,962.50	632,187.50	0.00
<u>V 9740.600-90-000</u>	ENERGY PERFORMANCE - PRINCIPAL	729,434.00	0.00	729,434.00	362,455.12	366,978.23	0.65
<u>V 9740.700-90-000</u>	ENERGY PERFORMANCE - INTEREST	132,928.00	0.00	132,928.00	68,725.48	64,202.37	0.15
9740	*	862,362.00	0.00	862,362.00	431,180.60	431,180.60	0.80
97	**	10,457,512.00	0.00	10,457,512.00	9,394,143.10	1,063,368.10	0.80
9	***	10,457,512.00	0.00	10,457,512.00	9,394,143.10	1,063,368.10	0.80
Fund VTotals:		10,457,512.00	0.00	10,457,512.00	9,394,143.10	1,063,368.10	0.80
Grand Totals:		10,457,512.00	0.00	10,457,512.00	9,394,143.10	1,063,368.10	0.80

WORKERS
COMPENSATION
RESERVE
FINANCIAL
REPORTS

PATCHOGUE-MEDFORD UFSD

Trial Balance Report From 7/1/2023 - 11/30/2023

Account	Description	Debits	Credits
W 200	CASH IN CHECKING	502,829.19	0.00
W 510	ESTIMATED REVENUE	800,000.00	0.00
W 522	EXPENDITURES	445,088.83	0.00
W 630	DUE TO GENERAL FUND	0.00	492,291.88
W 909	FUND BALANCE, UNRESERVED	0.00	10,342.12
W 960	APPROPRIATIONS	0.00	800,000.00
W 980	REVENUES	0.00	445,284.02
W Fund Totals:		1,747,918.02	1,747,918.02
Grand Totals:		1,747,918.02	1,747,918.02

PATCHOGUE-MEDFORD UFSD

Revenue Status Report By Function From 7/1/2023 To 11/30/2023



Account	Description	Budget	Adjustments	Revised Budget	Revenue Earned	Unearned Revenue
<u>W 5031</u>	TRANSFER FROM GEN FD	800,000.00	0.00	800,000.00	445,284.02	354,715.98
	W Totals:	800,000.00	0.00	800,000.00	445,284.02	354,715.98
	Grand Totals:	800,000.00	0.00	800,000.00	445,284.02	354,715.98

PATCHOGUE-MEDFORD UFSD

Appropriation Status Detail Report By Function From 7/1/2023 To 11/30/2023



Account	Description	Budget	Adjustments	Adj. Budget	Expensed	Encumbered	Available
<u>W 5222</u>	JUDGMENTS AND CLAIMS	800,000.00	0.00	800,000.00	445,088.83	0.00	354,911.17
5222	*	800,000.00	0.00	800,000.00	445,088.83	0.00	354,911.17
52	**	800,000.00	0.00	800,000.00	445,088.83	0.00	354,911.17
5	***	800,000.00	0.00	800,000.00	445,088.83	0.00	354,911.17
	Fund WTotals:	800,000.00	0.00	800,000.00	445,088.83	0.00	354,911.17
	Grand Totals:	800,000.00	0.00	800,000.00	445,088.83	0.00	354,911.17

BUDGET TRANSFER QUERY

PATCHOGUE-MEDFORD UFSD



Budget Transfer Query From 11/1/2023 - 11/30/2023 In Between \$0.00 And \$999,999,999.99

Reference #	Date	Transfer Explanation	Account	Detail Description	Debits	Credits
6025	11/01/2023	TRANSFER FUNDS TO PURCHASE SUPPLIES	A 2128.4150-90-000		500.00	0.00
			A 2128.4500-37-000		0.00	500.00
			Transfer Totals:		500.00	500.00
6026	11/03/2023	TRANSFER FUNDS TO COVER SHIPPING OF WRONG ITEMS THAT WERE RETURNED	A 2118.2000-37-000		369.10	0.00
			A 1670.4730-90-000		0.00	369.10
			Transfer Totals:		369.10	369.10
6027	11/03/2023	TRANSFER FUNDS TO COVER SKILLS USA	A 2280.4500-90-000		850.00	0.00
			A 2850.1502-37-000		0.00	850.00
			Transfer Totals:		850.00	850.00
6028	11/03/2023	TRANSFER FUNDS TO COVER PURCHASE OF FLAG UNIFORMS AND EQUIPMENT	A 2855.4630-90-000		3,000.00	0.00
			A 2855.4690-90-000		1,500.00	0.00
			A 2855.4500-37-000		0.00	4,500.00
			Transfer Totals:		4,500.00	4,500.00
6029	11/03/2023	TRANSFER FUNDS TO COVER BASKETBALL HOOP FOR CANAAN	A 2119.4500-04-000		320.35	0.00
			A 2119.4500-06-000		102.05	0.00
			A 2119.4500-37-000		74.86	0.00
			A 2119.4500-03-000		0.00	497.26
			Transfer Totals:		497.26	497.26
6030	11/06/2023	TRANSFER FUNDS TO COVER REBATES RECEIVED BY THE ATHLETIC DEPARTMENT	A 1910.4001-90-000		139.22	0.00
			A 2855.4500-37-000		0.00	139.22
			Transfer Totals:		139.22	139.22
6031	11/07/2023	TRANSFER FUNDS TO COVER CLUB CO-	A 2850.4500-07-000		900.00	0.00

PATCHOGUE-MEDFORD UFSD



Budget Transfer Query From 11/1/2023 - 11/30/2023 In Between \$0.00 And \$999,999,999.99

Reference #	Date	Transfer Explanation	Account	Detail Description	Debits	Credits
		CURRICULAR STIPENDS				
			A 2850.1502-07-000		0.00	900.00
				Transfer Totals:	900.00	900.00
6032	11/07/2023	TRANSFER FUNDS TO COVER SKILLS USA STIPEND	A 2280.4500-90-000		10.00	0.00
			A 2850.1502-37-000		0.00	10.00
				Transfer Totals:	10.00	10.00
6033	11/13/2023	TRANSFER FUNDS TO COVER BOND COUNSEL SERVICES FOR THE TAN'S THAT WAS HIGHER THAN ESTIMATED	A 1420.4414-90-000		2,500.00	0.00
			A 1420.4415-90-000		0.00	2,500.00
				Transfer Totals:	2,500.00	2,500.00
6034	11/17/2023	TRANSFER FUNDS TO PURCHASE A WATER COOLER FOR OFFICE USE,	A 2120.4500-02-000		200.00	0.00
			A 2021.4500-90-EHU		0.00	200.00
				Transfer Totals:	200.00	200.00
6035	11/21/2023	11/20 - TRANSFER FUNDS TO COVER A NEW COACHING POSITION FOR JV GIRLS FLAG FOOTBALL	A 2855.1502-90-000		0.00	6,422.00
			A 2110.4751-90-000		5,000.00	0.00
			A 2110.4501-90-000		1,422.00	0.00
				Transfer Totals:	6,422.00	6,422.00
6036	11/21/2023	11/20 - TRANSFER FUNDS TO COVER TAFFING CHANGES FROM BUDGETED AMOUNTS	A 1620.1620-02-000		52,100.00	0.00
			A 1620.1620-26-000		2,700.00	0.00
			A 1622.1610-90-000		1,500.00	0.00
			A 2020.1620-02-000		1,200.00	0.00
			A 2110.1120-02-000		49,000.00	0.00
			A 2110.1120-04-000		29,000.00	0.00
			A 2110.1120-05-000		189,000.00	0.00

PATCHOGUE-MEDFORD UFSD

Budget Transfer Query From 11/1/2023 - 11/30/2023 In Between \$0.00 And \$999,999,999.99

Reference #	Date	Transfer Explanation	Account	Detail Description	Debits	Credits
			A 2110.1120-06-000		64,000.00	0.00
			A 2110.1200-02-000		141,000.00	0.00
			A 2110.1200-03-000		61,000.00	0.00
			A 2110.1200-04-000		157,000.00	0.00
			A 2110.1200-07-000		176,000.00	0.00
			A 2110.1210-07-000		227,000.00	0.00
			A 2110.1220-27-000		71,000.00	0.00
			A 2110.1220-28-000		190,000.00	0.00
			A 2110.1300-28-000		282,000.00	0.00
			A 2110.1300-37-000		81,000.00	0.00
			A 2110.1300-90-000		200,000.00	0.00
			A 2250.1200-01-000		100,000.00	0.00
			A 2250.1200-04-000		110,000.00	0.00
			A 2250.1200-05-000		7,000.00	0.00
			A 2250.1200-06-000		32,000.00	0.00
			A 2250.1300-26-000		110,000.00	0.00
			A 2250.1300-28-000		238,000.00	0.00
			A 2250.1510-90-000		8,300.00	0.00
			A 2610.1200-01-000		5,000.00	0.00
			A 2610.1300-26-000		14,300.00	0.00
			A 2815.1615-03-000		7,000.00	0.00
			A 2815.1615-27-000		2,000.00	0.00
			A 2820.1500-90-000		114,000.00	0.00
			A 2830.1300-90-000		27,700.00	0.00
			A 5510.1620-90-000		8,000.00	0.00
			A 1040.1600-90-000		0.00	2,100.00
			A 1240.1500-90-000		0.00	8,500.00
			A 1240.1620-90-000		0.00	13,600.00
			A 1310.1500-90-000		0.00	31,300.00
			A 1310.1610-90-000		0.00	11,200.00
			A 1310.1620-90-000		0.00	15,000.00
			A 1325.1600-90-000		0.00	200.00
			A 1430.1500-90-000		0.00	11,900.00

PATCHOGUE-MEDFORD UFSD



Budget Transfer Query From 11/1/2023 - 11/30/2023 In Between \$0.00 And \$999,999,999.99

Reference #	Date	Transfer Explanation	Account	Detail Description	Debits	Credits
			A 1430.1620-90-000		0.00	8,000.00
			A 1620.1600-90-000		0.00	5,800.00
			A 1620.1610-90-000		0.00	500.00
			A 1620.1620-01-000		0.00	52,100.00
			A 1620.1620-27-000		0.00	2,700.00
			A 1622.1620-90-000		0.00	1,500.00
			A 2010.1500-90-000		0.00	12,400.00
			A 2010.1550-90-000		0.00	40,000.00
			A 2010.1620-90-000		0.00	11,700.00
			A 2020.1500-37-000		0.00	1,200.00
			A 2020.1620-05-000		0.00	1,000.00
			A 2020.1620-07-000		0.00	500.00
			A 2020.1860-27-000		0.00	2,500.00
			A 2020.1860-90-000		0.00	1,000.00
			A 2110.1120-01-000		0.00	101,000.00
			A 2110.1120-03-000		0.00	23,000.00
			A 2110.1120-07-000		0.00	78,000.00
			A 2110.1200-01-000		0.00	26,000.00
			A 2110.1200-05-000		0.00	157,000.00
			A 2110.1200-06-000		0.00	149,000.00
			A 2110.1210-02-000		0.00	48,000.00
			A 2110.1210-03-000		0.00	3,000.00
			A 2110.1210-05-000		0.00	179,000.00
			A 2110.1210-06-000		0.00	323,000.00
			A 2110.1220-26-000		0.00	72,000.00
			A 2110.1300-26-000		0.00	42,000.00
			A 2110.1300-27-000		0.00	212,000.00
			A 2110.1490-90-000		0.00	25,000.00
			A 2110.1545-04-000		0.00	100,000.00
			A 2110.1545-05-000		0.00	81,000.00
			A 2110.1545-06-000		0.00	17,000.00
			A 2110.1660-90-000		0.00	9,000.00
			A 2250.1200-07-000		0.00	59,000.00

PATCHOGUE-MEDFORD UFSD



Budget Transfer Query From 11/1/2023 - 11/30/2023 In Between \$0.00 And \$999,999,999.99

Reference #	Date	Transfer Explanation	Account	Detail Description	Debits	Credits
			A 2250.1200-90-000		0.00	351,000.00
			A 2250.1300-27-000		0.00	163,000.00
			A 2250.1300-90-000		0.00	24,000.00
			A 2250.1402-01-000		0.00	500.00
			A 2250.1402-02-000		0.00	1,000.00
			A 2250.1500-90-000		0.00	8,300.00
			A 2250.1620-90-000		0.00	87,000.00
			A 2280.1500-90-000		0.00	31,000.00
			A 2610.1200-04-000		0.00	4,000.00
			A 2610.1200-05-000		0.00	1,000.00
			A 2610.1200-07-000		0.00	14,300.00
			A 2810.1500-26-000		0.00	4,000.00
			A 2810.1500-27-000		0.00	3,000.00
			A 2810.1500-37-000		0.00	33,000.00
			A 2815.1615-01-000		0.00	1,000.00
			A 2815.1615-02-000		0.00	1,000.00
			A 2815.1615-04-000		0.00	1,000.00
			A 2815.1615-05-000		0.00	500.00
			A 2815.1615-06-000		0.00	500.00
			A 2815.1615-07-000		0.00	3,500.00
			A 2815.1615-26-000		0.00	500.00
			A 2815.1615-37-000		0.00	1,000.00
			A 5510.1500-90-000		0.00	8,000.00
			A 8060.1500-90-000		0.00	77,000.00
Transfer Totals:					2,757,800.00	2,757,800.00
6037	11/22/2023	TRANSFER FUNDS TO COVER AP REBATE CHECK RECEIVED FROM COLLEGE BOARDS	A 2850.1502-90-000		0.00	1,500.00
			A 2021.1500-90-000		1,500.00	0.00
Transfer Totals:					1,500.00	1,500.00
6038	11/27/2023	TRANSFER FUNDS TO PURCHASE EDUCATIONAL MATERIALS	A 2121.4510-28-000		38.45	0.00

PATCHOGUE-MEDFORD UFSD



Budget Transfer Query From 11/1/2023 - 11/30/2023 In Between \$0.00 And \$999,999,999.99

Reference #	Date	Transfer Explanation	Account	Detail Description	Debits	Credits
			A 2117.4500-01-000		0.00	38.45
Transfer Totals:					38.45	38.45
Grand Totals:					2,776,226.03	2,776,226.03

CAPITAL PROJECT REPORT

PATCHOGUE-MEDFORD UFSD



Appropriation Status Detail Report By Function & Object From 7/1/1999 To 11/30/2023

Account	Description	Budget	Adjustments	Adj. Budget	Expensed	Encumbered	Available
H 0000.0000-0-2000	CONSTR MGR - EQUIP/SUPPLY	13,092.24	-13,092.24	0.00	0.00	0.00	0.00
H 0000.0000-0-2009	SUPER OF CONSTR/PARK EAST	3,705,000.00	-3,705,000.00	0.00	0.00	0.00	0.00
H 0000.0000-0-2010	SUPER OF CONSTR/CHRISTA	892,031.94	-892,031.94	0.00	0.00	0.00	0.00
H 0000.0000-0-2011	CONSTR MANAGER REIMBURSABLES	281,190.73	-250,572.57	30,618.16	4.75	0.00	30,613.41
H 0000.0000-0-2012	CONSTR MGR - SUPPLIES	8,540.86	-8,540.86	0.00	0.00	0.00	0.00
H 0000.0000-0-4001	CONSTRUCTION MANAGER	0.00	0.00	0.00	0.00	0.00	0.00
H 0000.0000-0-4500	CONSTRUCTION MANAGER SUPPLIES	0.00	0.00	0.00	0.00	0.00	0.00
0000.0000	*	4,899,855.77	-4,869,237.61	30,618.16	4.75	0.00	30,613.41
0000.00	**	4,899,855.77	-4,869,237.61	30,618.16	4.75	0.00	30,613.41
0000.0	***	4,899,855.77	-4,869,237.61	30,618.16	4.75	0.00	30,613.41
0000	****	4,899,855.77	-4,869,237.61	30,618.16	4.75	0.00	30,613.41
H 0001.0007-0-2000	BAY ADDITIONS - FURNITURE	330,000.00	-149,123.00	180,877.00	180,175.68	0.00	701.32
H 0001.0007-0-2011	CONSTRUCTION MANAGER COSTS	0.00	45,700.00	45,700.00	45,694.06	0.00	5.94
H 0001.0007-0-2400	BAY AVE ADD/ALT- ADMIN EXP	660.49	31,256.93	31,917.42	31,638.81	0.00	278.61
H 0001.0007-0-2450	BAY ADDITIONS - ARCHITECT	310,117.37	150,327.63	460,445.00	441,161.36	0.00	19,283.64
H 0001.0007-0-2460	BAY ADDITION SURVEY/ENGINEER	26,949.00	53,278.00	80,227.00	80,017.00	0.00	210.00
H 0001.0007-0-2930	BAY ADDITIONS - G.C.	3,297,055.24	-1,913,000.24	1,384,055.00	1,383,804.76	0.00	250.24
H 0001.0007-0-2940	BAY ADDITIONS - HVAC	1,531,678.00	-807,907.00	723,771.00	723,771.00	0.00	0.00
H 0001.0007-0-2950	BAY ADDITIONS - PLUMBING	606,452.00	-411,968.00	194,484.00	184,921.00	0.00	9,563.00
H 0001.0007-0-2960	BAY ADDITIONS - ELECTRICAL	1,037,419.13	-481,187.13	556,232.00	556,011.87	0.00	220.13
H 0001.0007-0-2970	BAY ADDITIONS - SITE DEVELOPMENT	78,193.50	27,274.00	105,467.50	105,465.26	0.00	2.24
H 0001.0007-0-2990	BAY ADDITIONS - SOFT COSTS	0.00	0.00	0.00	0.00	0.00	0.00
0001.0007	*	7,218,524.73	-3,455,348.81	3,763,175.92	3,732,660.80	0.00	30,515.12
H 0001.0008-0-2010	BAY CHIMNEY- SUPT. OF CONSTRUCTION	0.00	2,870.00	2,870.00	2,870.00	0.00	0.00
H 0001.0008-0-2400	BAY CHIMNEY - ADVERTISING	250.00	-19.51	230.49	230.49	0.00	0.00
H 0001.0008-0-2450	BAY CHIMNEY ARCHITECT	6,080.00	-1,853.39	4,226.61	4,226.61	0.00	0.00
H 0001.0008-0-2930	BAY CHIMNEY G/C	28,700.00	0.00	28,700.00	28,700.00	0.00	0.00
H 0001.0008-0-4000	BAY CHIMNEY ARCHITECT	6,080.00	-6,080.00	0.00	0.00	0.00	0.00
H 0001.0008-0-4010	BAY CHIMNEY G.C.	82,600.00	-82,600.00	0.00	0.00	0.00	0.00
H 0001.0008-0-4120	BAY CHIMNEY ADVERTISING	0.00	0.00	0.00	0.00	0.00	0.00
H 0001.0008-0-4200	BAY CHIMNEY CONTINGENCY	26,846.00	-26,846.00	0.00	0.00	0.00	0.00
0001.0008	*	150,556.00	-114,528.90	36,027.10	36,027.10	0.00	0.00
H 0001.0009-0-2010	BAY ROOF-SUPT OF CONSTR.	0.00	34,400.00	34,400.00	34,400.00	0.00	0.00

PATCHOGUE-MEDFORD UFSD



Appropriation Status Detail Report By Function & Object From 7/1/1999 To 11/30/2023

Account	Description	Budget	Adjustments	Adj. Budget	Expensed	Encumbered	Available
H 0001.0009-0-2400	BAY ROOF ADMIN. COSTS	2,213.00	31.54	2,244.54	2,244.54	0.00	0.00
H 0001.0009-0-2450	BAY ROOF ARCHITECT	18,565.36	4,767.00	23,332.36	23,332.36	0.00	0.00
H 0001.0009-0-2460	BAY ROOF SURVEY/ENGINEERING	0.00	0.00	0.00	0.00	0.00	0.00
H 0001.0009-0-2930	BAY ROOF G/C	294,070.00	24,640.00	318,710.00	318,710.00	0.00	0.00
H 0001.0009-0-4000	BAY ROOF ARCHITECT	0.00	0.00	0.00	0.00	0.00	0.00
H 0001.0009-0-4120	BAY ROOF ADVERTISING	0.00	0.00	0.00	0.00	0.00	0.00
H 0001.0009-0-4130	BAY ROOF TESTING	0.00	0.00	0.00	0.00	0.00	0.00
0001.0009	*	314,848.36	63,838.54	378,686.90	378,686.90	0.00	0.00
H 0001.0010-0-2000	BAY BURNER/BLEACH/WIND FURN	0.00	0.00	0.00	0.00	0.00	0.00
H 0001.0010-0-2010	BURNER/BLEACH/WIND-SUPT OF CONSTR.	0.00	32,741.00	32,741.00	32,741.00	0.00	0.00
H 0001.0010-0-2400	BAY BURNER/BLEACH/WIND ADMIN COSTS	1,300.00	-1,117.72	182.28	182.28	0.00	0.00
H 0001.0010-0-2450	BAY BURNER/BLEACH/WIND ARCH	20,000.00	966.37	20,966.37	20,966.37	0.00	0.00
H 0001.0010-0-2460	BAY BURNER/BLEACH/WIND SURVEY	11,200.00	0.00	11,200.00	11,200.00	0.00	0.00
H 0001.0010-0-2930	BAY BURNER/BLEACH/WIND G.C.	131,809.84	-2,500.00	129,309.84	129,309.84	0.00	0.00
H 0001.0010-0-2931	BAY BLEACHER GEN. CONSTRUCTION	0.00	0.00	0.00	0.00	0.00	0.00
H 0001.0010-0-2950	BAY BURNER/BLEACH/WIND PLUMB	188,000.00	-15,665.00	172,335.00	172,335.00	0.00	0.00
H 0001.0010-0-2960	BAY BURNER/BLEACH/WIND ELECT	28,466.70	-2,700.05	25,766.65	25,766.65	0.00	0.00
0001.0010	*	380,776.54	11,724.60	392,501.14	392,501.14	0.00	0.00
H 0001.0012-0-2010	BAY MASONRY- SUPT OF CONSTRUCTION	0.00	23,427.00	23,427.00	23,427.00	0.00	0.00
H 0001.0012-0-2450	BAY MASONRY ARCHITECT	14,519.17	487.99	15,007.16	15,007.16	0.00	0.00
H 0001.0012-0-2930	BAY MASONRY G.C.	238,000.00	-3,734.95	234,265.05	234,265.05	0.00	0.00
0001.0012	*	252,519.17	20,180.04	272,699.21	272,699.21	0.00	0.00
H 0001.0013-0-2010	BAY ROOF II - CONSTRUCTION FEES	0.00	20,000.00	20,000.00	20,000.00	0.00	0.00
H 0001.0013-0-2450	BAY ROOF II ARCHITECT	16,876.84	131.25	17,008.09	17,008.09	0.00	0.00
H 0001.0013-0-2930	BAY ROOF II G/C	182,420.00	0.00	182,420.00	182,420.00	0.00	0.00
0001.0013	*	199,296.84	20,131.25	219,428.09	219,428.09	0.00	0.00
H 0001.0014-0-2010	BAY EXT DOOR- SUPT OF CONSTRUCTION	0.00	10,000.00	10,000.00	10,000.00	0.00	0.00
H 0001.0014-0-2450	BAY EXTERIOR DOORS - ARCHITECT	15,942.00	-9,908.44	6,033.56	6,033.56	0.00	0.00
H 0001.0014-0-2930	BAY EXTERIOR DOORS - GC	219,600.00	-119,600.00	100,000.00	100,000.00	0.00	0.00
H 0001.0014-0-2990	BAY EXTERIOR DOORS - SOFT COSTS	21,960.00	-21,960.00	0.00	0.00	0.00	0.00
0001.0014	*	257,502.00	-141,468.44	116,033.56	116,033.56	0.00	0.00
0001.00	**	8,774,023.64	-3,595,471.72	5,178,551.92	5,148,036.80	0.00	30,515.12
0001.0	***	8,774,023.64	-3,595,471.72	5,178,551.92	5,148,036.80	0.00	30,515.12

PATCHOGUE-MEDFORD UFSD



Appropriation Status Detail Report By Function & Object From 7/1/1999 To 11/30/2023

Account	Description	Budget	Adjustments	Adj. Budget	Expensed	Encumbered	Available
H 0001.1009-0-2400	BAY FAN ADMIN	50.00	-50.00	0.00	0.00	0.00	0.00
H 0001.1009-0-2450	BAY FAN ARCHITECT	1,698.54	-1,698.54	0.00	0.00	0.00	0.00
H 0001.1009-0-2930	BAY FAN G/C	30,700.00	-30,700.00	0.00	0.00	0.00	0.00
0001.1009	*	32,448.54	-32,448.54	0.00	0.00	0.00	0.00
0001.10	**	32,448.54	-32,448.54	0.00	0.00	0.00	0.00
0001.1	***	32,448.54	-32,448.54	0.00	0.00	0.00	0.00
0001	****	8,806,472.18	-3,627,920.26	5,178,551.92	5,148,036.80	0.00	30,515.12
H 0002.0005-0-2000	MEDFORD ADDITION - FURN & EQUIP	123,991.85	137,622.98	261,614.83	261,614.83	0.00	0.00
H 0002.0005-0-2010	MEDFORD ADDITION-CONST MGR	0.00	578,270.00	578,270.00	578,270.00	0.00	0.00
H 0002.0005-0-2400	MEDFORD ADDITION - ADMIN COSTS	1,425.85	-680.15	745.70	745.70	0.00	0.00
H 0002.0005-0-2430	MEDFORD ADDITION - INSURANCE	104,710.00	-92,368.00	12,342.00	12,342.00	0.00	0.00
H 0002.0005-0-2450	MEDFORD ADDITION - ARCHITECT	646,476.53	15,911.47	662,388.00	659,445.04	0.00	2,942.96
H 0002.0005-0-2460	MEDFORD ADDITION SURVEY/ENGINEER	36,454.83	16,682.34	53,137.17	53,137.17	0.00	0.00
H 0002.0005-0-2930	MEDFORD ADDITION - G.C.	6,695,511.82	328,776.36	7,024,288.18	7,024,288.18	0.00	0.00
H 0002.0005-0-2940	MEDFORD ADDITION - HV	1,223,548.49	21,184.03	1,244,732.52	1,244,732.52	0.00	0.00
H 0002.0005-0-2950	MEDFORD ADDITION - PLUMBING	250,683.45	132,633.10	383,316.55	383,316.55	0.00	0.00
H 0002.0005-0-2960	MEDFORD ADDITION - ELECTRIC	782,610.96	16,305.08	798,916.04	798,916.04	0.00	0.00
H 0002.0005-0-2961	MEDFORD ADDITION - TECHNOLOGY	60,100.00	1,700.00	61,800.00	61,800.00	0.00	0.00
H 0002.0005-0-2970	MEDFORD ADDITION - SITE DEVELOPMENT	47,823.75	24,826.50	72,650.25	72,650.25	0.00	0.00
H 0002.0005-0-2990	MEDFORD ADDITION - SOFT COSTS	432,224.87	-432,224.87	0.00	0.00	0.00	0.00
0002.0005	*	10,405,562.40	748,638.84	11,154,201.24	11,151,258.28	0.00	2,942.96
H 0002.0006-0-2010	MEDFORD ROOF- SUPT OF CONSTRUCTION	0.00	20,918.00	20,918.00	20,918.00	0.00	0.00
H 0002.0006-0-2400	MEDFORD ROOF - ADVERTISING	50.40	0.00	50.40	50.40	0.00	0.00
H 0002.0006-0-2450	MEDFORD ROOF - ARCHITECT	180.59	20,256.86	20,437.45	20,437.45	0.00	0.00
H 0002.0006-0-2930	MEDFORD ROOF - GC	209,130.00	0.00	209,130.00	209,130.00	0.00	0.00
H 0002.0006-0-4000	MEDFORD ROOF ARCHITECT	28,603.95	-28,603.95	0.00	0.00	0.00	0.00
H 0002.0006-0-4010	MEDFORD ROOF G.C.	14,720.00	-14,720.00	0.00	0.00	0.00	0.00
H 0002.0006-0-4120	MEDFORD ROOF ADVERTISING	0.00	0.00	0.00	0.00	0.00	0.00
0002.0006	*	252,684.94	-2,149.09	250,535.85	250,535.85	0.00	0.00
H 0002.0007-0-2010	MEDFORD FAC - CONSTRUCTION MGR	0.00	1,725.00	1,725.00	1,725.00	0.00	0.00
H 0002.0007-0-2400	MEDFORD FAN ADMINISTRATIVE COSTS	60.00	-2.40	57.60	57.60	0.00	0.00
H 0002.0007-0-2450	MEDFORD FAN ARCHITECT	2,000.00	-853.33	1,146.67	1,146.67	0.00	0.00
H 0002.0007-0-2930	MEDFORD FAN G/C	25,246.00	-25,246.00	0.00	0.00	0.00	0.00

PATCHOGUE-MEDFORD UFSD



Appropriation Status Detail Report By Function & Object From 7/1/1999 To 11/30/2023

Account	Description	Budget	Adjustments	Adj. Budget	Expensed	Encumbered	Available
H 0002.0007-0-2940	MEDFORD FAN HVAC	5,400.00	22,432.00	27,832.00	27,832.00	0.00	0.00
0002.0007	*	32,706.00	-1,944.73	30,761.27	30,761.27	0.00	0.00
H 0002.0009-0-2450	MEDFORD MASONRY ARCHITECT	7,171.85	-2,343.70	4,828.15	3,206.64	0.00	1,621.51
0002.0009	*	7,171.85	-2,343.70	4,828.15	3,206.64	0.00	1,621.51
H 0002.0010-0-2000	MEDFORD LIBRARY - EQUIPMENT	2,997.81	82,823.38	85,821.19	85,821.19	0.00	0.00
H 0002.0010-0-2011	CONSTRUCTION MANAGER COSTS	0.00	7,400.00	7,400.00	7,389.38	0.00	10.62
H 0002.0010-0-2400	MEDFORD LIBRARY - ADVERTISING	270.43	68.64	339.07	339.07	0.00	0.00
H 0002.0010-0-2450	MEDFORD LIBRARY - ARCHITECT	563.09	39,936.91	40,500.00	38,506.58	0.00	1,993.42
H 0002.0010-0-2460	MEDFORD LIBRARY - SURVEY COSTS	113.75	1,772.50	1,886.25	1,886.25	0.00	0.00
H 0002.0010-0-2930	MEDFORD LIBRARY GC	338.00	276,114.00	276,452.00	276,452.00	0.00	0.00
H 0002.0010-0-2940	MEDFORD LIBRARY - HVAC	22,002.00	56,005.40	78,007.40	78,007.40	0.00	0.00
H 0002.0010-0-2950	MEDFORD LIBRARY PLUMBING	2,250.00	20,630.00	22,880.00	22,880.00	0.00	0.00
H 0002.0010-0-2960	MEDFORD LIBRARY ELECTRICAL	3,000.00	92,612.00	95,612.00	95,612.00	0.00	0.00
0002.0010	*	31,535.08	577,362.83	608,897.91	606,893.87	0.00	2,004.04
0002.00	**	10,729,660.27	1,319,564.15	12,049,224.42	12,042,655.91	0.00	6,568.51
0002.0	***	10,729,660.27	1,319,564.15	12,049,224.42	12,042,655.91	0.00	6,568.51
0002	****	10,729,660.27	1,319,564.15	12,049,224.42	12,042,655.91	0.00	6,568.51
H 0003.0005-0-2000	RIVER ADDITION - FURN & EQUIP	296,362.31	28,775.38	325,137.69	325,137.69	0.00	0.00
H 0003.0005-0-2009	RIVER ADD/ALT CONST MGR	0.00	0.00	0.00	0.00	0.00	0.00
H 0003.0005-0-2010	RIVER ADDITION - CONST MANAGER	776.22	322,447.56	323,223.78	323,223.78	0.00	0.00
H 0003.0005-0-2400	RIVER ADD ADMINISTRATIVE COSTS	1,285.60	-489.78	795.82	795.82	0.00	0.00
H 0003.0005-0-2430	RIVER ADDITION - INSURANCE	61,859.00	-56,279.00	5,580.00	5,580.00	0.00	0.00
H 0003.0005-0-2450	RIVER ADDITIONS ARCHITECT	297,073.26	76,433.21	373,506.47	373,506.47	0.00	0.00
H 0003.0005-0-2460	RIVER ADDITION SURVEY/ENGINEER	27,310.00	56,950.00	84,260.00	84,260.00	0.00	0.00
H 0003.0005-0-2930	RIVER ADDITION - G.C.	3,621,674.49	1,730.71	3,623,405.20	3,614,043.16	0.00	9,362.04
H 0003.0005-0-2940	RIVER ADDITION - HV	1,554,334.55	-676,919.10	877,415.45	877,415.45	0.00	0.00
H 0003.0005-0-2950	RIVER ADDITION - PLUMBING	257,250.00	-105,227.56	152,022.44	152,022.44	0.00	0.00
H 0003.0005-0-2960	RIVER ADDITION - ELECTRIC	528,115.27	63,269.46	591,384.73	591,384.73	0.00	0.00
H 0003.0005-0-2961	RIVER ADDITION-ELECTRICAL TECH	44,868.65	3,062.70	47,931.35	47,931.35	0.00	0.00
H 0003.0005-0-2970	RIVER ADDITION - SITE DEVELOPMENT	42,866.25	103,985.50	146,851.75	146,851.75	0.00	0.00
H 0003.0005-0-2990	RIVER ADDITION - SOFT COSTS	0.00	0.00	0.00	0.00	0.00	0.00
0003.0005	*	6,733,775.60	-182,260.92	6,551,514.68	6,542,152.64	0.00	9,362.04
H 0003.0006-0-2010	RIVER AVENUE- ROOF (Christa Constr)	0.00	3,767.00	3,767.00	3,767.00	0.00	0.00

PATCHOGUE-MEDFORD UFSD



Appropriation Status Detail Report By Function & Object From 7/1/1999 To 11/30/2023

Account	Description	Budget	Adjustments	Adj. Budget	Expensed	Encumbered	Available
<u>H 0003.0006-0-2450</u>	RIVER ROOF ARCHITECT	3,140.00	446.40	3,586.40	3,586.40	0.00	0.00
<u>H 0003.0006-0-2460</u>	RIVER ROOF SURVEY/ENGINEERING	2,400.00	0.00	2,400.00	2,400.00	0.00	0.00
<u>H 0003.0006-0-2930</u>	RIVER ROOF G/C	37,670.00	0.00	37,670.00	37,670.00	0.00	0.00
0003.0006	*	43,210.00	4,213.40	47,423.40	47,423.40	0.00	0.00
<u>H 0003.0007-0-2009</u>	RIVER MASONRY-CONST MANAGER	0.00	18,045.00	18,045.00	18,045.00	0.00	0.00
<u>H 0003.0007-0-2400</u>	RIVER MASONRY-ADMINISTRATIVE COSTS	0.00	251.34	251.34	251.34	0.00	0.00
<u>H 0003.0007-0-2450</u>	RIVER MASONRY ARCHITECT	14,943.47	27,056.53	42,000.00	36,193.64	0.00	5,806.36
<u>H 0003.0007-0-2930</u>	RIVER MASONRY - GENERAL CONTRACT	0.00	401,000.00	401,000.00	401,000.00	0.00	0.00
0003.0007	*	14,943.47	446,352.87	461,296.34	455,489.98	0.00	5,806.36
0003.00	**	6,791,929.07	268,305.35	7,060,234.42	7,045,066.02	0.00	15,168.40
0003.0	***	6,791,929.07	268,305.35	7,060,234.42	7,045,066.02	0.00	15,168.40
0003	****	6,791,929.07	268,305.35	7,060,234.42	7,045,066.02	0.00	15,168.40
<u>H 0004.0006-0-2000</u>	SOUTH OCEAN RECONSTRUCTION FURNITURE	0.00	0.00	0.00	0.00	0.00	0.00
<u>H 0004.0006-0-2400</u>	SOUTH OCEAN - ADMINISTRATIVE	500.00	-500.00	0.00	0.00	0.00	0.00
<u>H 0004.0006-0-2460</u>	SOUTH OCEAN RECONSTRUCTION SURVEY	4,157.00	-3,608.50	548.50	0.00	0.00	548.50
<u>H 0004.0006-0-2930</u>	SOUTH OCEAN RECONSTRUCTION - GC	445,473.14	-446,021.64	-548.50	0.00	0.00	-548.50
<u>H 0004.0006-0-2970</u>	SOUTH OCEAN RECONSTRUCTION SITE DEVEL	79,099.44	-79,099.44	0.00	0.00	0.00	0.00
0004.0006	*	529,229.58	-529,229.58	0.00	0.00	0.00	0.00
<u>H 0004.0007-0-2010</u>	SOA ROOF- SUPT. OF CONSTRUCTION	0.00	38,817.16	38,817.16	38,817.16	0.00	0.00
<u>H 0004.0007-0-2400</u>	SOA ROOF ADVERTISING	50.40	0.00	50.40	50.40	0.00	0.00
<u>H 0004.0007-0-2450</u>	SOA ROOF ARCHITECT	23,290.00	2,634.99	25,924.99	25,924.99	0.00	0.00
<u>H 0004.0007-0-2930</u>	SOA ROOF G.C.	408,328.00	-20,156.40	388,171.60	388,171.60	0.00	0.00
<u>H 0004.0007-0-4000</u>	SOA ROOF ARCHITECT	39,580.00	-39,580.00	0.00	0.00	0.00	0.00
<u>H 0004.0007-0-4010</u>	SOA ROOF RECONSTRUCTION	0.00	0.00	0.00	0.00	0.00	0.00
<u>H 0004.0007-0-4120</u>	SOA ROOF ADVERTISING	0.00	0.00	0.00	0.00	0.00	0.00
0004.0007	*	471,248.40	-18,284.25	452,964.15	452,964.15	0.00	0.00
<u>H 0004.0008-0-2010</u>	SO OCEAN BOILER- SUPT OF CONSTR	0.00	59,750.00	59,750.00	59,750.00	0.00	0.00
<u>H 0004.0008-0-2400</u>	SOA BOILER/TANK ADMIN COSTS	2,000.00	-104.95	1,895.05	1,895.05	0.00	0.00
<u>H 0004.0008-0-2440</u>	SOA BOILER/TANK LEGAL EXPENSE	0.00	34,281.84	34,281.84	34,281.84	0.00	0.00
<u>H 0004.0008-0-2450</u>	SOA FUEL TANK/BOILER ARCHITECT	45,452.80	-5,238.06	40,214.74	40,214.74	0.00	0.00
<u>H 0004.0008-0-2460</u>	SOA TANK SURVEY/ENGINEERING	31,217.50	-780.00	30,437.50	30,437.50	0.00	0.00

PATCHOGUE-MEDFORD UFSD



Appropriation Status Detail Report By Function & Object From 7/1/1999 To 11/30/2023

Account	Description	Budget	Adjustments	Adj. Budget	Expensed	Encumbered	Available
<u>H 0004.0008-0-2930</u>	SOA BOILER/TANK G/C	1,750.00	400.00	2,150.00	2,150.00	0.00	0.00
<u>H 0004.0008-0-2931</u>	SOA BOILER/TANK CONSTRUCTION	0.00	0.00	0.00	0.00	0.00	0.00
<u>H 0004.0008-0-2940</u>	SOA BOILER/TANK HV	562,507.25	-7,031.40	555,475.85	555,475.85	0.00	0.00
<u>H 0004.0008-0-2960</u>	SO OCEAN BOILER ELECTRIC	48,100.00	0.00	48,100.00	48,100.00	0.00	0.00
<u>H 0004.0008-0-2970</u>	SOA BOILER SITE DEVELOPMENT	0.00	0.00	0.00	0.00	0.00	0.00
<u>H 0004.0008-0-4000</u>	SOA BOILER ARCHITECT	0.00	0.00	0.00	0.00	0.00	0.00
<u>H 0004.0008-0-4120</u>	SOA BOILER ADVERTISEMENT	0.00	0.00	0.00	0.00	0.00	0.00
<u>H 0004.0008-0-4130</u>	SOA TANK/BOILER REPL TESTING	0.00	0.00	0.00	0.00	0.00	0.00
0004.0008	*	691,027.55	81,277.43	772,304.98	772,304.98	0.00	0.00
<u>H 0004.0009-0-2010</u>	SOA EXHAUST - CONSTRUCTION MGR	0.00	3,450.00	3,450.00	3,450.00	0.00	0.00
<u>H 0004.0009-0-2400</u>	SOA EXHAUST FAN ADMIN COSTS	60.00	-2.40	57.60	57.60	0.00	0.00
<u>H 0004.0009-0-2450</u>	SOA EXHAUST FAN ARCHITECT	3,600.00	-1,357.89	2,242.11	2,242.11	0.00	0.00
<u>H 0004.0009-0-2930</u>	SOA EXHAUST FAN G.C.	0.00	0.00	0.00	0.00	0.00	0.00
<u>H 0004.0009-0-2940</u>	SOA EXHAUST FAN HV	62,356.00	-6,527.25	55,828.75	55,828.75	0.00	0.00
0004.0009	*	66,016.00	-4,437.54	61,578.46	61,578.46	0.00	0.00
<u>H 0004.0010-0-2000</u>	SO OCEAN INTERIOR REN-EQUIPMENT	0.00	353,595.75	353,595.75	353,595.75	0.00	0.00
<u>H 0004.0010-0-2011</u>	CONSTRUCTION MANAGER COSTS	0.00	30,800.00	30,800.00	30,711.66	0.00	88.34
<u>H 0004.0010-0-2400</u>	SO OCEAN INTERIOR REN- ADMIN EXP	0.00	3,298.33	3,298.33	3,298.33	0.00	0.00
<u>H 0004.0010-0-2450</u>	SO OCEAN INTERIOR REN- ARCHITECT	348.86	153,851.14	154,200.00	154,177.84	0.00	22.16
<u>H 0004.0010-0-2930</u>	SO OCEAN INTERIOR REN- G.C.	1,460,212.60	21,428.45	1,481,641.05	1,481,641.05	0.00	0.00
<u>H 0004.0010-0-2940</u>	SO OCEAN INTERIOR - HVAC	0.00	251,750.00	251,750.00	251,750.00	0.00	0.00
<u>H 0004.0010-0-2950</u>	SO OCEAN INTERIOR REN-PLUMBING	0.00	83,070.76	83,070.76	83,070.76	0.00	0.00
<u>H 0004.0010-0-2960</u>	SOUTH OCEAN INTER RENOV ELECTRIC	243,696.16	44,661.82	288,357.98	288,357.98	0.00	0.00
0004.0010	*	1,704,257.62	942,456.25	2,646,713.87	2,646,603.37	0.00	110.50
<u>H 0004.0012-0-2000</u>	SOA BLEACHER INSTALLATION	0.00	0.00	0.00	0.00	0.00	0.00
<u>H 0004.0012-0-2010</u>	SOAMASON/WINDOW/BLEACH CONSTRUCTION	14,000.00	0.00	14,000.00	14,000.00	0.00	0.00
<u>H 0004.0012-0-2450</u>	SOAMASON/WINDOW/BLEACHER ARCHITECT	55,935.80	-30,078.54	25,857.26	25,857.26	0.00	0.00
<u>H 0004.0012-0-2460</u>	SOA MASON/WINDOW/BLEACH ENGINEER	1,443.00	28,716.00	30,159.00	30,159.00	0.00	0.00
<u>H 0004.0012-0-2930</u>	SOA MASON/WINDOW/BLEACH G/C	550,112.96	-34,739.00	515,373.96	515,373.96	0.00	0.00
<u>H 0004.0012-0-2931</u>	SOAMASON/WINDOW/BLEACH CONSTRUCTION	990.00	0.00	990.00	990.00	0.00	0.00
0004.0012	*	622,481.76	-36,101.54	586,380.22	586,380.22	0.00	0.00

PATCHOGUE-MEDFORD UFSD



Appropriation Status Detail Report By Function & Object From 7/1/1999 To 11/30/2023

Account	Description	Budget	Adjustments	Adj. Budget	Expensed	Encumbered	Available
H 0004.0013-0-2000	SOUTH OCEAN ELEVATOR FURNITURE	275,305.54	-149,911.08	125,394.46	125,394.46	0.00	0.00
H 0004.0013-0-2011	CONSTRUCTION MANAGER COSTS	0.00	44,500.00	44,500.00	44,437.25	0.00	62.75
H 0004.0013-0-2400	SOUTH OCEAN ELEVATOR - ADVERTISING	365.64	968.95	1,334.59	1,334.59	0.00	0.00
H 0004.0013-0-2430	SO OCEAN ELEVATOR & SITE- INSURANCE	340.00	2,320.00	2,660.00	2,660.00	0.00	0.00
H 0004.0013-0-2450	SOUTH OCEAN ELEVATOR ARCHITECT	80,349.34	125,669.22	206,018.56	202,121.08	0.00	3,897.48
H 0004.0013-0-2460	SOUTH OCEAN ELEVATOR ENGINEER	1,847.70	107,683.10	109,530.80	109,530.80	0.00	0.00
H 0004.0013-0-2930	SOUTH OCEAN ELEVATOR GC	1,948,769.13	464,192.92	2,412,962.05	2,405,185.35	0.00	7,776.70
H 0004.0013-0-2940	SOUTH OCEAN ELEVATOR HV	142,750.00	1,650.00	144,400.00	132,762.50	0.00	11,637.50
H 0004.0013-0-2950	SOUTH OCEAN ELEVATOR PLUMBING	62,522.76	-7,373.47	55,149.29	55,149.29	0.00	0.00
H 0004.0013-0-2960	SOUTH OCEAN ELEVATOR ELECTRIC	303,237.00	0.00	303,237.00	290,632.72	0.00	12,604.28
H 0004.0013-0-2970	SOUTH OCEAN ELEVATOR SITE DEVELOPMENT	214,012.20	-82,054.84	131,957.36	131,957.36	0.00	0.00
H 0004.0013-0-2990	SOUTH OCEAN ELEVATOR SOFT COSTS	83,550.00	-83,550.00	0.00	0.00	0.00	0.00
0004.0013	*	3,113,049.31	424,094.80	3,537,144.11	3,501,165.40	0.00	35,978.71
H 0004.0014-0-2000	SOUTH OCEAN PLASTER/CEILING EQUIPMENT	3,490.00	-3,490.00	0.00	0.00	0.00	0.00
H 0004.0014-0-2009	S. OCEAN PLASTER/CEILING-CONST MGR	0.00	7,628.00	7,628.00	7,628.00	0.00	0.00
H 0004.0014-0-2400	SOUTH OCEAN PLASTER/CEILING-ADMIN COST	623.74	19,752.52	20,376.26	470.82	0.00	19,905.44
H 0004.0014-0-2450	SOUTH OCEAN PLASTER/CEILING-ARCHITECT	0.00	26,731.00	26,731.00	26,061.19	0.00	669.81
H 0004.0014-0-2460	SOUTH OCEAN PLASTER/CEILING SURVEY/ENG	1,907.50	185.00	2,092.50	2,092.50	0.00	0.00
H 0004.0014-0-2930	SOUTH OCEAN INTERIOR PHASE II GC	283,200.32	20,499.36	303,699.68	303,699.68	0.00	0.00
H 0004.0014-0-2940	SOUTH OCEAN INTERIOR RENOVATIONS HVAC	0.00	0.00	0.00	0.00	0.00	0.00
H 0004.0014-0-2960	S OCEAN PHASE III ELECTRIC	80,170.00	-2,470.00	77,700.00	77,700.00	0.00	0.00
0004.0014	*	369,391.56	68,835.88	438,227.44	417,652.19	0.00	20,575.25
0004.00	**	7,566,701.78	928,611.45	8,495,313.23	8,438,648.77	0.00	56,664.46
0004.0	***	7,566,701.78	928,611.45	8,495,313.23	8,438,648.77	0.00	56,664.46
0004	****	7,566,701.78	928,611.45	8,495,313.23	8,438,648.77	0.00	56,664.46
H 0005.0007-0-2000	SAXTON AUDITORIUM FURN/EQUIP	87,948.00	0.00	87,948.00	87,948.00	0.00	0.00
H 0005.0007-0-2010	SAXTON AUDITORIUM - CONSTRUCTION FEES	0.00	55,000.00	55,000.00	55,000.00	0.00	0.00
H 0005.0007-0-2400	SAXTON AUDITORIUM - ADMINISTRATIVE COSTS	8,145.00	-32.32	8,112.68	8,112.68	0.00	0.00

PATCHOGUE-MEDFORD UFSD



Appropriation Status Detail Report By Function & Object From 7/1/1999 To 11/30/2023

Account	Description	Budget	Adjustments	Adj. Budget	Expensed	Encumbered	Available
<u>H 0005.0007-0-2450</u>	SAXTON AUDITORIUM ARCHITECT	17,500.00	-163.99	17,336.01	17,336.01	0.00	0.00
<u>H 0005.0007-0-2460</u>	SAXTON AUDITORIUM SURV/ENG	0.00	0.00	0.00	0.00	0.00	0.00
<u>H 0005.0007-0-2920</u>	SAXTON AUDITORIUM BLDG./PURCHASE	0.00	0.00	0.00	0.00	0.00	0.00
<u>H 0005.0007-0-2930</u>	SAXTON AUDITORIUM G/C	83,248.16	-2,274.77	80,973.39	80,973.39	0.00	0.00
<u>H 0005.0007-0-2960</u>	SAXTON AUDITORIUM ELECTRIC	187,700.30	-13,843.17	173,857.13	173,857.13	0.00	0.00
<u>H 0005.0007-0-4000</u>	SAXTON AUDITORIUM ARCHITECT	0.00	0.00	0.00	0.00	0.00	0.00
<u>H 0005.0007-0-4010</u>	SAXTON AUDITORIUM G.C.	0.00	0.00	0.00	0.00	0.00	0.00
<u>H 0005.0007-0-4050</u>	SAXTON AUDITORIUM ELECTRIC	0.00	0.00	0.00	0.00	0.00	0.00
<u>H 0005.0007-0-4120</u>	SAXTON AUDITORIUM ADVERTISING	0.00	0.00	0.00	0.00	0.00	0.00
<u>H 0005.0007-0-4130</u>	SAXTON AUDITORIUM TESTING	0.00	0.00	0.00	0.00	0.00	0.00
<u>H 0005.0007-0-4200</u>	SAXTON AUDITORIUM CONTINGENCY	0.00	0.00	0.00	0.00	0.00	0.00
0005.0007	*	384,541.46	38,685.75	423,227.21	423,227.21	0.00	0.00
<u>H 0005.0008-0-2400</u>	SAXTON ROOF - ADMINISTRATIVE COSTS	3,472.00	-9.60	3,462.40	3,462.40	0.00	0.00
<u>H 0005.0008-0-2450</u>	SAXTON ROOF - ARCHITECT	32,504.00	-31,714.14	789.86	789.86	0.00	0.00
<u>H 0005.0008-0-2930</u>	SAXTON ROOF - G.C.	903,929.17	0.00	903,929.17	903,929.17	0.00	0.00
<u>H 0005.0008-0-4000</u>	SAXTON ROOF ARCHITECT	88,114.00	-30,839.57	57,274.43	57,274.43	0.00	0.00
<u>H 0005.0008-0-4010</u>	SAXTON ROOF RECONSTRUCTION	805,690.00	-805,690.00	0.00	0.00	0.00	0.00
<u>H 0005.0008-0-4120</u>	SAXTON ROOF ADVERTISING	0.00	0.00	0.00	0.00	0.00	0.00
<u>H 0005.0008-0-4130</u>	SAXTON ROOF TESTING	0.00	0.00	0.00	0.00	0.00	0.00
0005.0008	*	1,833,709.17	-868,253.31	965,455.86	965,455.86	0.00	0.00
<u>H 0005.0009-0-2000</u>	SAXTON RECONSTRUCTION FURNITURE	0.00	200,700.65	200,700.65	200,700.65	0.00	0.00
<u>H 0005.0009-0-2011</u>	CONSTRUCTION MANAGER COSTS	0.00	31,100.00	31,100.00	31,040.99	0.00	59.01
<u>H 0005.0009-0-2400</u>	SAXTON RECONSTRUCTION- ADMIN EXP	0.00	1,645.57	1,645.57	1,645.57	0.00	0.00
<u>H 0005.0009-0-2450</u>	SAXTON RECONSTRUCTION ARCHITECT	106,880.00	57,255.45	164,135.45	162,154.70	0.00	1,980.75
<u>H 0005.0009-0-2460</u>	SAXTON RECONSTRUCTION SURVEY/ENGINEERS	0.00	39,337.00	39,337.00	39,337.00	0.00	0.00
<u>H 0005.0009-0-2930</u>	SAXTON RECONSTRUCTION GC	1,236,439.00	75,477.06	1,311,916.06	1,296,935.47	0.00	14,980.59
<u>H 0005.0009-0-2940</u>	SAXTON RECONSTRUCTION HV	127,902.00	-72,991.20	54,910.80	52,000.00	0.00	2,910.80
<u>H 0005.0009-0-2950</u>	SAXTON RECONSTRUCTION PLUMBING	39,817.00	25,000.00	64,817.00	64,801.56	0.00	15.44
<u>H 0005.0009-0-2960</u>	SAXTON RECONSTRUCTION ELECTRIC	153,284.00	57,200.00	210,484.00	210,445.28	0.00	38.72
<u>H 0005.0009-0-2970</u>	SAXTON RECONSTRUCTION SITE	664,190.20	-176,680.40	487,509.80	487,509.80	0.00	0.00
0005.0009	*	2,328,512.20	238,044.13	2,566,556.33	2,546,571.02	0.00	19,985.31
<u>H 0005.0010-0-2400</u>	SAXTON BOILER/TANK ADMIN. COSTS	1,683.64	0.00	1,683.64	1,683.64	0.00	0.00
<u>H 0005.0010-0-2440</u>	SAXTON BOILER LEGAL EXP	0.00	34,281.83	34,281.83	34,281.83	0.00	0.00

PATCHOGUE-MEDFORD UFSD



Appropriation Status Detail Report By Function & Object From 7/1/1999 To 11/30/2023

Account	Description	Budget	Adjustments	Adj. Budget	Expensed	Encumbered	Available
<u>H 0005.0010-0-2450</u>	SAXTON TANK/BOILER ARCHITECT	45,318.50	-4,168.97	41,149.53	41,149.53	0.00	0.00
<u>H 0005.0010-0-2460</u>	SAXTON TANK SURVEY/ENGINEERING	30,383.75	-780.00	29,603.75	29,603.75	0.00	0.00
<u>H 0005.0010-0-2930</u>	SAXTON BOILER/TANK G/C	9,207.51	0.00	9,207.51	9,207.51	0.00	0.00
<u>H 0005.0010-0-2931</u>	SAXTON TANK RECONSTRUCTION	1,000.00	0.00	1,000.00	1,000.00	0.00	0.00
<u>H 0005.0010-0-2940</u>	SAXTON BOILER/TANK HV	633,406.75	-13,684.09	619,722.66	619,722.66	0.00	0.00
<u>H 0005.0010-0-2960</u>	SAXTON BOILER ELECTRIC	47,713.50	-5,213.50	42,500.00	42,500.00	0.00	0.00
<u>H 0005.0010-0-2970</u>	SAXTON BOILER SITE DEVELOPMENT	0.00	0.00	0.00	0.00	0.00	0.00
<u>H 0005.0010-0-4000</u>	SAXTON BOILER ARCHITECT	0.00	0.00	0.00	0.00	0.00	0.00
<u>H 0005.0010-0-4120</u>	SAXTON BOILER ADVERTISEMENT	0.00	0.00	0.00	0.00	0.00	0.00
<u>H 0005.0010-0-4130</u>	SAXTON TANK REPL TESTING	0.00	0.00	0.00	0.00	0.00	0.00
0005.0010	*	768,713.65	10,435.27	779,148.92	779,148.92	0.00	0.00
<u>H 0005.0011-0-2010</u>	SAXTON EXHAUST - CONSTRUCTION MGR	0.00	3,450.00	3,450.00	3,450.00	0.00	0.00
<u>H 0005.0011-0-2400</u>	SAXTON EXHAUST FAN ADMIN COSTS	60.00	-2.40	57.60	57.60	0.00	0.00
<u>H 0005.0011-0-2450</u>	SAXTON EXHAUST FAN ARCHITECT	4,000.00	846.90	4,846.90	4,846.90	0.00	0.00
<u>H 0005.0011-0-2930</u>	SAXTON EXHAUST FAN G.C.	0.00	0.00	0.00	0.00	0.00	0.00
<u>H 0005.0011-0-2940</u>	SAXTON EXHAUST FAN HV	65,040.00	-5,327.76	59,712.24	59,712.24	0.00	0.00
0005.0011	*	69,100.00	-1,033.26	68,066.74	68,066.74	0.00	0.00
<u>H 0005.0012-0-2009</u>	SAXTON TANK-CONST MANAGER	0.00	7,541.00	7,541.00	7,541.00	0.00	0.00
<u>H 0005.0012-0-2400</u>	SAXTON FUEL TANK-ADMINISTRATIVE COSTS	0.00	226.56	226.56	226.56	0.00	0.00
<u>H 0005.0012-0-2450</u>	SAXTON TRANSP. TANK ARCHITECT	4,950.00	5,257.65	10,207.65	10,207.65	0.00	0.00
<u>H 0005.0012-0-2930</u>	SAXTON TRANSP. TANK REPL. G/C	0.00	150,820.00	150,820.00	150,820.00	0.00	0.00
<u>H 0005.0012-0-2950</u>	SAXTON TRANSP TANK REPL/PLUMBING	82,500.00	-75,470.00	7,030.00	7,030.00	0.00	0.00
0005.0012	*	87,450.00	88,375.21	175,825.21	175,825.21	0.00	0.00
<u>H 0005.0013-0-2000</u>	SAXTON BLEACH/LOCK/MASONRY FURN	0.00	0.00	0.00	0.00	0.00	0.00
<u>H 0005.0013-0-2010</u>	SAXTON BLEACH/LOCK/MASON - CONSTRUCTIO	45,156.00	0.00	45,156.00	45,156.00	0.00	0.00
<u>H 0005.0013-0-2450</u>	SAXON BLEACH/LOCK/MASON ARCH	30,000.00	-10,981.52	19,018.48	19,018.48	0.00	0.00
<u>H 0005.0013-0-2460</u>	SAXTON BLEACH/LOCK/MASON ENGIN	2,025.00	0.00	2,025.00	2,025.00	0.00	0.00
<u>H 0005.0013-0-2930</u>	SAXTON BLEACH/LOCK/MASON G.C.	447,223.00	-1,362.95	445,860.05	445,860.05	0.00	0.00
<u>H 0005.0013-0-2960</u>	SAXTON BLEACH/LOCK/MASON ELECTRIC	3,743.00	0.00	3,743.00	3,743.00	0.00	0.00
0005.0013	*	528,147.00	-12,344.47	515,802.53	515,802.53	0.00	0.00
<u>H 0005.0014-0-2010</u>	SAXTON EXT DOORS & GREENHOUSE CONST MG	0.00	8,670.00	8,670.00	8,670.00	0.00	0.00

PATCHOGUE-MEDFORD UFSD



Appropriation Status Detail Report By Function & Object From 7/1/1999 To 11/30/2023

Account	Description	Budget	Adjustments	Adj. Budget	Expensed	Encumbered	Available
<u>H 0005.0014-0-2450</u>	SAXTON EXT DOORS & GREENHOUSE ARCH	15,942.00	-5,648.94	10,293.06	10,187.21	0.00	105.85
<u>H 0005.0014-0-2930</u>	SAXTON EXT DOORS & GREENHOUSE GC	219,600.00	-75,095.71	144,504.29	144,504.29	0.00	0.00
<u>H 0005.0014-0-2990</u>	SAXTON EXT DOORS & GREENHOUSE SOFT COSTS	21,960.00	-21,960.00	0.00	0.00	0.00	0.00
0005.0014	*	257,502.00	-94,034.65	163,467.35	163,361.50	0.00	105.85
<u>H 0005.0015-0-2000</u>	SAXTON INTERIOR RENOVATIONS FURNITURE	278,875.00	-177,750.00	101,125.00	101,125.00	0.00	0.00
<u>H 0005.0015-0-2011</u>	CONSTRUCTION MANAGER COSTS	0.00	31,200.00	31,200.00	31,168.46	0.00	31.54
<u>H 0005.0015-0-2400</u>	SAXTON INTERIOR REN- ADMIN EXP	0.00	1,685.41	1,685.41	1,685.41	0.00	0.00
<u>H 0005.0015-0-2450</u>	SAXTON INTERIOR RENOVATIONS ARCH	194,713.06	-39,787.64	154,925.42	153,456.53	0.00	1,468.89
<u>H 0005.0015-0-2460</u>	SAXTON INTERIOR REN- SURVEY & ENGINEER	0.00	7,700.71	7,700.71	7,700.71	0.00	0.00
<u>H 0005.0015-0-2930</u>	SAXTON INT RENOVATIONS GC	703,012.11	-23,206.54	679,805.57	679,805.57	0.00	0.00
<u>H 0005.0015-0-2940</u>	SAXTON INTERIOR RENOVATIONS HVAC	1,286,304.00	-334,481.57	951,822.43	941,292.43	0.00	10,530.00
<u>H 0005.0015-0-2950</u>	SAXTON INTERIOR RENOVATIONS PLUMBING	130,168.00	-93,928.07	36,239.93	36,239.93	0.00	0.00
<u>H 0005.0015-0-2960</u>	SAXTON INTERIOR RENOVATIONS ELECTRIC	581,939.41	37,428.59	619,368.00	606,796.59	0.00	12,571.41
0005.0015	*	3,175,011.58	-591,139.11	2,583,872.47	2,559,270.63	0.00	24,601.84
0005.00	**	9,432,687.06	-1,191,264.44	8,241,422.62	8,196,729.62	0.00	44,693.00
0005.0	***	9,432,687.06	-1,191,264.44	8,241,422.62	8,196,729.62	0.00	44,693.00
0005	****	9,432,687.06	-1,191,264.44	8,241,422.62	8,196,729.62	0.00	44,693.00
<u>H 0008.0005-0-2000</u>	BARTON ADDITION - FURN & EQUIP	100,042.36	283,915.28	383,957.64	383,957.64	0.00	0.00
<u>H 0008.0005-0-2009</u>	BARTON ADD/ALT CONST MGR	0.00	287,752.00	287,752.00	287,752.00	0.00	0.00
<u>H 0008.0005-0-2011</u>	CONSTRUCTION MANAGER COSTS	0.00	119,696.12	119,696.12	119,692.32	0.00	3.80
<u>H 0008.0005-0-2400</u>	BARTON ADDITION - ADMINISTRATION COSTS	1,776.97	-1,016.34	760.63	760.63	0.00	0.00
<u>H 0008.0005-0-2430</u>	BARTON ADDITION - INSURANCE	105,475.00	-97,375.00	8,100.00	8,100.00	0.00	0.00
<u>H 0008.0005-0-2450</u>	BARTON ADDITION ARCHITECT	603,003.28	-30,224.68	572,778.60	572,777.69	0.00	0.91
<u>H 0008.0005-0-2460</u>	BARTON ADDITION SURVEY/ENGINEER	21,005.00	14,653.00	35,658.00	35,658.00	0.00	0.00
<u>H 0008.0005-0-2930</u>	BARTON ADDITION G.C.	3,887,988.00	1,667,934.69	5,555,922.69	5,555,922.69	0.00	0.00
<u>H 0008.0005-0-2940</u>	BARTON ADDITION - HV	1,747,852.00	-520,228.03	1,227,623.97	1,227,623.97	0.00	0.00
<u>H 0008.0005-0-2950</u>	BARTON ADDITION - PLUMBING	534,989.00	-256,945.32	278,043.68	278,043.68	0.00	0.00
<u>H 0008.0005-0-2960</u>	BARTON ADDITION - ELECTRIC	763,565.00	323,853.84	1,087,418.84	1,087,418.84	0.00	0.00
<u>H 0008.0005-0-2961</u>	Barton Addition - Electrical Tech	0.00	59,544.10	59,544.10	59,544.10	0.00	0.00

PATCHOGUE-MEDFORD UFSD



Appropriation Status Detail Report By Function & Object From 7/1/1999 To 11/30/2023

Account	Description	Budget	Adjustments	Adj. Budget	Expensed	Encumbered	Available
H 0008.0005-0-2970	BARTON ADDITION - SITE DEVELOPMENT	559,123.21	-346,246.42	212,876.79	212,876.79	0.00	0.00
H 0008.0005-0-2990	BARTON ADDITION - SOFT COSTS	753,078.80	-753,078.80	0.00	0.00	0.00	0.00
0008.0005	*	9,077,898.62	752,234.44	9,830,133.06	9,830,128.35	0.00	4.71
H 0008.0006-0-2400	BARTON ROOF ADMIN. COSTS	660.00	-12.44	647.56	647.56	0.00	0.00
H 0008.0006-0-2450	BARTON ROOF ARCHITECT	21,053.08	5,762.70	26,815.78	26,815.78	0.00	0.00
H 0008.0006-0-2930	BARTON ROOF G/C	508,332.00	-178,482.00	329,850.00	329,850.00	0.00	0.00
H 0008.0006-0-2961	BARTON ROOF-ELECTRICAL TECH	65,263.63	-34,515.63	30,748.00	30,748.00	0.00	0.00
H 0008.0006-0-4000	BARTON ROOF ARCHITECT	0.00	0.00	0.00	0.00	0.00	0.00
H 0008.0006-0-4120	BARTON ROOF ADVERTISING	0.00	0.00	0.00	0.00	0.00	0.00
H 0008.0006-0-4130	BARTON ROOF TESTING	0.00	0.00	0.00	0.00	0.00	0.00
0008.0006	*	595,308.71	-207,247.37	388,061.34	388,061.34	0.00	0.00
H 0008.0007-0-2010	BARTON FUEL TANK - CONSTRUCTION FEES	0.00	10,000.00	10,000.00	10,000.00	0.00	0.00
H 0008.0007-0-2450	BARTON FUEL TANK - ARCHITECT	5,477.26	-322.61	5,154.65	5,154.65	0.00	0.00
H 0008.0007-0-2930	BARTON FUEL TANK G.C.	74,500.00	-10,925.00	63,575.00	63,575.00	0.00	0.00
H 0008.0007-0-2950	BARTON FUEL TANK - PLUMBING	10,925.00	0.00	10,925.00	10,925.00	0.00	0.00
H 0008.0007-0-2990	BARTON FUEL TANK - SOFT COSTS	7,997.00	-7,997.00	0.00	0.00	0.00	0.00
0008.0007	*	98,899.26	-9,244.61	89,654.65	89,654.65	0.00	0.00
H 0008.0009-0-2450	BARTON MASON/BLEACHER/WINDOW ARCHITECT	8,673.92	-747.92	7,926.00	4,978.03	0.00	2,947.97
0008.0009	*	8,673.92	-747.92	7,926.00	4,978.03	0.00	2,947.97
0008.00	**	9,780,780.51	534,994.54	10,315,775.05	10,312,822.37	0.00	2,952.68
0008.0	***	9,780,780.51	534,994.54	10,315,775.05	10,312,822.37	0.00	2,952.68
H 0008.1006-0-2400	BARTON FAN ADMIN	50.00	-3.92	46.08	46.08	0.00	0.00
H 0008.1006-0-2450	BARTON FAN ARCHITECT	1,694.04	-50.83	1,643.21	1,643.21	0.00	0.00
H 0008.1006-0-2930	BARTON FAN G/C	30,700.00	-6,060.00	24,640.00	24,640.00	0.00	0.00
0008.1006	*	32,444.04	-6,114.75	26,329.29	26,329.29	0.00	0.00
H 0008.1007-0-2930	BARTON CHIMNEY - G.C.	39,700.00	0.00	39,700.00	39,700.00	0.00	0.00
0008.1007	*	39,700.00	0.00	39,700.00	39,700.00	0.00	0.00
0008.10	**	72,144.04	-6,114.75	66,029.29	66,029.29	0.00	0.00
0008.1	***	72,144.04	-6,114.75	66,029.29	66,029.29	0.00	0.00
0008	****	9,852,924.55	528,879.79	10,381,804.34	10,378,851.66	0.00	2,952.68
H 0009.0005-0-2000	OREGON ADD - FURNITURE AND FIXTURES	100,035.10	700,000.00	800,035.10	791,743.29	0.00	8,291.81
H 0009.0005-0-2011	CONSTRUCTION MANAGER COSTS	0.00	135,200.00	135,200.00	135,168.35	0.00	31.65

PATCHOGUE-MEDFORD UFSD



Appropriation Status Detail Report By Function & Object From 7/1/1999 To 11/30/2023

Account	Description	Budget	Adjustments	Adj. Budget	Expensed	Encumbered	Available
<u>H 0009.0005-0-2400</u>	OREGON ADD/ALT- ADMIN EXP	0.00	4,403.17	4,403.17	4,403.17	0.00	0.00
<u>H 0009.0005-0-2450</u>	OREGON ADD ARCHITECT	582,826.00	133,000.00	715,826.00	714,759.98	0.00	1,066.02
<u>H 0009.0005-0-2460</u>	OREGON ADD SURVEY/ENGINEER	16,935.00	30,029.53	46,964.53	46,964.53	0.00	0.00
<u>H 0009.0005-0-2930</u>	OREGON ADD G.C.	5,058,416.00	1,680,000.00	6,738,416.00	6,734,771.96	0.00	3,644.04
<u>H 0009.0005-0-2940</u>	OREGON ADD HV	1,501,995.51	-728,533.02	773,462.49	773,462.49	0.00	0.00
<u>H 0009.0005-0-2950</u>	OREGON ADD PLUMBING	854,690.51	-387,177.02	467,513.49	467,513.49	0.00	0.00
<u>H 0009.0005-0-2960</u>	OREGON ADD ELECTRIC	1,102,102.00	205,874.69	1,307,976.69	1,307,976.69	0.00	0.00
<u>H 0009.0005-0-2970</u>	OREGON ADD SITE DEVELOPMENT	160,449.69	-59,399.38	101,050.31	101,050.31	0.00	0.00
<u>H 0009.0005-0-2980</u>	OREGON ADD SERV SYSTEMS	0.00	553.35	553.35	553.35	0.00	0.00
<u>H 0009.0005-0-2990</u>	OREGON ADD SOFT COSTS	882,500.80	-864,646.80	17,854.00	17,854.00	0.00	0.00
0009.0005	*	10,259,950.61	849,304.52	11,109,255.13	11,096,221.61	0.00	13,033.52
<u>H 0009.0006-0-4000</u>	OREGON ROOF ARCHITECT	43,656.00	-15,099.02	28,556.98	28,556.98	0.00	0.00
<u>H 0009.0006-0-4010</u>	OREGON ROOF RECONSTRUCTION	398,475.00	-34,560.00	363,915.00	363,915.00	0.00	0.00
<u>H 0009.0006-0-4120</u>	OREGON ROOF ADVERTISING	50.40	0.00	50.40	50.40	0.00	0.00
0009.0006	*	442,181.40	-49,659.02	392,522.38	392,522.38	0.00	0.00
<u>H 0009.0007-0-2010</u>	OREGON FAN CONST MGR	0.00	3,450.00	3,450.00	3,450.00	0.00	0.00
<u>H 0009.0007-0-2400</u>	OREGON FAN ADMINISTRATIVE COSTS	60.00	-2.40	57.60	57.60	0.00	0.00
<u>H 0009.0007-0-2450</u>	OREGON FAN ARCHITECT	4,500.00	-1,753.35	2,746.65	2,746.65	0.00	0.00
<u>H 0009.0007-0-2930</u>	OREGON FAN G/C	63,958.00	-63,958.00	0.00	0.00	0.00	0.00
<u>H 0009.0007-0-2940</u>	OREGON FAN HVAC	9,500.00	53,267.01	62,767.01	62,767.01	0.00	0.00
0009.0007	*	78,018.00	-8,996.74	69,021.26	69,021.26	0.00	0.00
<u>H 0009.0008-0-2000</u>	OREGON BOIL/LOCK/GYM FURN/EQUIP	0.00	0.00	0.00	0.00	0.00	0.00
<u>H 0009.0008-0-2010</u>	SUPT. OF CONSTRUCTION	0.00	67,498.00	67,498.00	67,498.00	0.00	0.00
<u>H 0009.0008-0-2400</u>	OREGON BOIL/LOCK/BLEACH/WIND ADMIN COSTS	1,300.00	-1,117.72	182.28	182.28	0.00	0.00
<u>H 0009.0008-0-2450</u>	OREGON BOIL/LOCK/GYM ARCH	45,590.00	-11,281.84	34,308.16	34,308.16	0.00	0.00
<u>H 0009.0008-0-2460</u>	OREGON BOIL/LOCK/GYM SURVEY	4,894.00	0.00	4,894.00	4,894.00	0.00	0.00
<u>H 0009.0008-0-2930</u>	OREGON BOIL/LOCK/GYM G.C.	138,802.69	8,846.34	147,649.03	147,649.03	0.00	0.00
<u>H 0009.0008-0-2931</u>	OREGON BOIL/LOCK/GYM CONSTRUCTION	0.00	0.00	0.00	0.00	0.00	0.00
<u>H 0009.0008-0-2950</u>	OREGON BOIL/LOCK/GYM PLUMBING	455,000.00	2,010.00	457,010.00	457,010.00	0.00	0.00
<u>H 0009.0008-0-2960</u>	OREGON BOIL/LOCK/GYM ELECTRIC	52,942.00	-9,470.04	43,471.96	43,471.96	0.00	0.00
0009.0008	*	698,528.69	56,484.74	755,013.43	755,013.43	0.00	0.00
<u>H 0009.0010-0-2010</u>	OREGON TANK-SUPT OF CONTRUCTION	0.00	9,300.00	9,300.00	9,300.00	0.00	0.00
<u>H 0009.0010-0-2450</u>	OREGON TANK REPL. ARCHITECT	6,134.78	-413.27	5,721.51	5,721.51	0.00	0.00

PATCHOGUE-MEDFORD UFSD



Appropriation Status Detail Report By Function & Object From 7/1/1999 To 11/30/2023

Account	Description	Budget	Adjustments	Adj. Budget	Expensed	Encumbered	Available
H 0009.0010-0-2460	OREGON BOIL/BLEACH/LOCKER TESTING	3,075.00	0.00	3,075.00	3,075.00	0.00	0.00
H 0009.0010-0-2930	OREGON TANK REPLACEMENT G/C	72,329.05	11,969.95	84,299.00	84,299.00	0.00	0.00
H 0009.0010-0-2950	OREGON TANK REPLACEMENT PLUMBING	12,170.95	-12,170.95	0.00	0.00	0.00	0.00
0009.0010	*	93,709.78	8,685.73	102,395.51	102,395.51	0.00	0.00
0009.00	**	11,572,388.48	855,819.23	12,428,207.71	12,415,174.19	0.00	13,033.52
0009.0	***	11,572,388.48	855,819.23	12,428,207.71	12,415,174.19	0.00	13,033.52
0009	****	11,572,388.48	855,819.23	12,428,207.71	12,415,174.19	0.00	13,033.52
H 0010.0006-0-2400	TREMONT BOIL/TANK ADMIN. COSTS	600.00	-383.45	216.55	216.55	0.00	0.00
H 0010.0006-0-2450	TREMONT BOILER/TANK ARCHITECT	20,000.00	4,329.62	24,329.62	24,329.62	0.00	0.00
H 0010.0006-0-2460	TREMONT BOILER/TANK SURVEY/ENGINEER	29,899.80	-415.00	29,484.80	29,484.80	0.00	0.00
H 0010.0006-0-2930	TREMONT BOILER/TANK G/C/	0.00	4,229.46	4,229.46	4,229.46	0.00	0.00
H 0010.0006-0-2950	TREMONT BOILER/TANK PLUMBING	336,270.00	-27,070.00	309,200.00	309,200.00	0.00	0.00
H 0010.0006-0-2960	TREMONT BOILER/TANK ELECTRIC	25,950.00	0.00	25,950.00	25,950.00	0.00	0.00
H 0010.0006-0-4120	TREMONT BOILER/ASB/TANK ADVER	0.00	0.00	0.00	0.00	0.00	0.00
0010.0006	*	412,719.80	-19,309.37	393,410.43	393,410.43	0.00	0.00
H 0010.0007-0-2400	TREMONT ROOF ADMIN. COSTS	150.00	-49.54	100.46	100.46	0.00	0.00
H 0010.0007-0-2450	TREMONT ROOF ARCHITECT	17,540.00	2,964.34	20,504.34	20,504.34	0.00	0.00
H 0010.0007-0-2930	TREMONT ROOF G/C	292,340.00	0.00	292,340.00	292,340.00	0.00	0.00
H 0010.0007-0-4000	TREMONT ROOF ARCHITECT	0.00	0.00	0.00	0.00	0.00	0.00
H 0010.0007-0-4120	TREMONT ROOF ADVERTISING	0.00	0.00	0.00	0.00	0.00	0.00
H 0010.0007-0-4130	TREMONT ROOF TESTING	0.00	0.00	0.00	0.00	0.00	0.00
0010.0007	*	310,030.00	2,914.80	312,944.80	312,944.80	0.00	0.00
H 0010.0008-0-2000	TREMONT ADD FURN AND FIXTURES	92,500.00	137,430.22	229,930.22	229,930.22	0.00	0.00
H 0010.0008-0-2009	TREMONT ADD/ALT CONST MGR	0.00	319,081.00	319,081.00	319,081.00	0.00	0.00
H 0010.0008-0-2400	TREMONT ADDITION - ADMINISTRATIVE COSTS	156,430.00	-149,084.62	7,345.38	7,345.38	0.00	0.00
H 0010.0008-0-2450	TREMONT ADD ARCHITECT	458,527.43	-31,965.60	426,561.83	426,561.83	0.00	0.00
H 0010.0008-0-2460	TREMONT ADD SURVEY/ENGINEER	9,620.00	9,771.00	19,391.00	19,391.00	0.00	0.00
H 0010.0008-0-2930	TREMONT ADD GC	5,204,857.10	-392,946.26	4,811,910.84	4,811,910.84	0.00	0.00
H 0010.0008-0-2931	TREMONT ADD CONSTR.	5,672.00	0.00	5,672.00	5,672.00	0.00	0.00
H 0010.0008-0-2940	TREMONT ADD HVAC	1,108,744.25	-486,390.50	622,353.75	622,353.75	0.00	0.00
H 0010.0008-0-2950	TREMONT ADD PLUMBING	662,079.00	-421,718.48	240,360.52	240,360.52	0.00	0.00
H 0010.0008-0-2960	TREMONT ADD ELECTRIC	779,320.35	-154,482.71	624,837.64	624,837.65	0.00	-0.01

PATCHOGUE-MEDFORD UFSD



Appropriation Status Detail Report By Function & Object From 7/1/1999 To 11/30/2023

Account	Description	Budget	Adjustments	Adj. Budget	Expensed	Encumbered	Available
<u>H 0010.0008-0-2961</u>	TREMONT ADD ELECTRIC TECHNOLOGY	93,292.11	-16,805.92	76,486.19	76,486.19	0.00	0.00
<u>H 0010.0008-0-2970</u>	TREMONT ADD SITE DEVELOPMENT	80,901.03	-20,612.26	60,288.77	60,288.77	0.00	0.00
<u>H 0010.0008-0-2990</u>	TREMONT ADD SOFT COSTS	0.00	0.00	0.00	0.00	0.00	0.00
0010.0008	*	8,651,943.27	-1,207,724.13	7,444,219.14	7,444,219.15	0.00	-0.01
<u>H 0010.0009-0-2450</u>	TREMONT MASONRY ARCHITECT	13,828.53	-838.23	12,990.30	7,932.92	0.00	5,057.38
0010.0009	*	13,828.53	-838.23	12,990.30	7,932.92	0.00	5,057.38
<u>H 0010.0010-0-2000</u>	TREMONT LIBRARY - EQUIPMENT	0.00	113,000.00	113,000.00	111,610.75	0.00	1,389.25
<u>H 0010.0010-0-2011</u>	CONSTRUCTION MANAGER COSTS	0.00	6,200.00	6,200.00	6,129.05	0.00	70.95
<u>H 0010.0010-0-2400</u>	TREMONT LIBRARY - ADVERTISING	0.00	229.57	229.57	229.57	0.00	0.00
<u>H 0010.0010-0-2450</u>	TREMONT LIBRARY - ARCHITECT	0.00	34,000.00	34,000.00	32,463.90	0.00	1,536.10
<u>H 0010.0010-0-2460</u>	TREMONT LIBRARY - SURVEY COSTS	0.00	4,476.00	4,476.00	4,476.00	0.00	0.00
<u>H 0010.0010-0-2930</u>	TREMONT LIBRARY GC	0.00	185,349.00	185,349.00	185,349.00	0.00	0.00
<u>H 0010.0010-0-2940</u>	TREMONT LIBRARY - HVAC	0.00	65,554.07	65,554.07	65,554.07	0.00	0.00
<u>H 0010.0010-0-2950</u>	TREMONT LIBRARY PLUMBING	0.00	15,191.00	15,191.00	15,191.00	0.00	0.00
<u>H 0010.0010-0-2960</u>	TREMONT LIBRARY ELECTRICAL	0.00	82,400.00	82,400.00	82,400.00	0.00	0.00
0010.0010	*	0.00	506,399.64	506,399.64	503,403.34	0.00	2,996.30
0010.00	**	9,388,521.60	-718,557.29	8,669,964.31	8,661,910.64	0.00	8,053.67
0010.0	***	9,388,521.60	-718,557.29	8,669,964.31	8,661,910.64	0.00	8,053.67
<u>H 0010.1007-0-2400</u>	TREMONT FAN ADMIN	50.00	-3.92	46.08	46.08	0.00	0.00
<u>H 0010.1007-0-2450</u>	TREMONT FAN ARCHITECT	1,572.00	-362.66	1,209.34	1,209.34	0.00	0.00
<u>H 0010.1007-0-2930</u>	TREMONT FAN G/C/	30,700.00	-6,060.00	24,640.00	24,640.00	0.00	0.00
0010.1007	*	32,322.00	-6,426.58	25,895.42	25,895.42	0.00	0.00
0010.10	**	32,322.00	-6,426.58	25,895.42	25,895.42	0.00	0.00
0010.1	***	32,322.00	-6,426.58	25,895.42	25,895.42	0.00	0.00
0010	****	9,420,843.60	-724,983.87	8,695,859.73	8,687,806.06	0.00	8,053.67
<u>H 0011.0006-0-2000</u>	EAGLE ADD - FURNITURE	47,500.00	147,000.00	194,500.00	189,285.83	0.00	5,214.17
<u>H 0011.0006-0-2009</u>	EAGLE ADD/ALT CONST MGR	0.00	319,792.00	319,792.00	319,792.00	0.00	0.00
<u>H 0011.0006-0-2400</u>	EAGLE ADD - ADMINISTRATIVE	1,000.00	633.49	1,633.49	1,633.49	0.00	0.00
<u>H 0011.0006-0-2430</u>	EAGLE ADD/ALT- INSURANCE	0.00	4,819.00	4,819.00	4,819.00	0.00	0.00
<u>H 0011.0006-0-2450</u>	EAGLE ADD - ARCHITECT	586,195.14	-138,818.98	447,376.16	445,947.28	0.00	1,428.88
<u>H 0011.0006-0-2460</u>	EAGLE ADD - SURVEY	27,004.00	102,014.05	129,018.05	129,018.05	0.00	0.00
<u>H 0011.0006-0-2930</u>	EAGLE ADD - GC	2,319,266.00	2,315,944.22	4,635,210.22	4,635,210.22	0.00	0.00
<u>H 0011.0006-0-2940</u>	EAGLE ADD - HV	802,140.92	-161,452.61	640,688.31	640,688.31	0.00	0.00

PATCHOGUE-MEDFORD UFSD



Appropriation Status Detail Report By Function & Object From 7/1/1999 To 11/30/2023

Account	Description	Budget	Adjustments	Adj. Budget	Expensed	Encumbered	Available
<u>H 0011.0006-0-2950</u>	EAGLE ADD - PLUMBING	430,051.90	-211,558.85	218,493.05	218,493.05	0.00	0.00
<u>H 0011.0006-0-2960</u>	EAGLE ADD - ELECTRIC	603,448.00	297,992.93	901,440.93	901,440.93	0.00	0.00
<u>H 0011.0006-0-2970</u>	EAGLE ADD - SITE	243,902.02	-178,304.04	65,597.98	65,597.98	0.00	0.00
<u>H 0011.0006-0-2990</u>	EAGLE ADD - SOFT COSTS	427,408.50	-427,408.50	0.00	0.00	0.00	0.00
0011.0006	*	5,487,916.48	2,070,652.71	7,558,569.19	7,551,926.14	0.00	6,643.05
<u>H 0011.0007-0-2400</u>	EAGLE ROOF ADMIN. COSTS	525.00	-4.54	520.46	520.46	0.00	0.00
<u>H 0011.0007-0-2450</u>	EAGLE ROOF ARCHITECT	22,154.12	1,438.50	23,592.62	23,592.62	0.00	0.00
<u>H 0011.0007-0-2930</u>	EAGLE ROOF G/C	359,250.00	0.00	359,250.00	359,250.00	0.00	0.00
<u>H 0011.0007-0-4000</u>	EAGLE ROOF ARCHITECT	0.00	0.00	0.00	0.00	0.00	0.00
<u>H 0011.0007-0-4120</u>	EAGLE ROOF ADVERTISING	0.00	0.00	0.00	0.00	0.00	0.00
<u>H 0011.0007-0-4130</u>	EAGLE ROOF TESTING	0.00	0.00	0.00	0.00	0.00	0.00
0011.0007	*	381,929.12	1,433.96	383,363.08	383,363.08	0.00	0.00
<u>H 0011.0008-0-2010</u>	SUPT. OF CONSTRUCTION	0.00	47,147.36	47,147.36	47,147.36	0.00	0.00
<u>H 0011.0008-0-2400</u>	EAGLE BOILER ADMIN COSTS	1,300.00	-497.72	802.28	802.28	0.00	0.00
<u>H 0011.0008-0-2450</u>	EAGLE BOILER/WINDOW ARCHITECT	27,841.00	1,989.62	29,830.62	29,830.62	0.00	0.00
<u>H 0011.0008-0-2460</u>	EAGLE BOILER SURVEY/ENGINEER	6,519.00	0.00	6,519.00	6,519.00	0.00	0.00
<u>H 0011.0008-0-2950</u>	EAGLE BOILER PLUMBER	442,800.00	-38,615.00	404,185.00	404,185.00	0.00	0.00
<u>H 0011.0008-0-2960</u>	EAGLE BOILER ELECTRIC	38,039.70	-7,903.00	30,136.70	30,136.70	0.00	0.00
0011.0008	*	516,499.70	2,121.26	518,620.96	518,620.96	0.00	0.00
<u>H 0011.0010-0-2000</u>	EAGLE LIBRARY - EQUIPMENT	0.00	96,000.00	96,000.00	93,860.79	0.00	2,139.21
<u>H 0011.0010-0-2011</u>	CONSTRUCTION MANAGER COSTS	0.00	5,100.00	5,100.00	5,065.40	0.00	34.60
<u>H 0011.0010-0-2400</u>	EAGLE LIBRARY - ADVERTISING	0.00	229.57	229.57	229.57	0.00	0.00
<u>H 0011.0010-0-2450</u>	EAGLE LIBRARY - ARCHITECT	0.00	32,000.00	32,000.00	27,541.77	0.00	4,458.23
<u>H 0011.0010-0-2460</u>	EAGLE LIBRARY - SURVEY COSTS	0.00	4,351.00	4,351.00	4,351.00	0.00	0.00
<u>H 0011.0010-0-2930</u>	EAGLE LIBRARY GC	0.00	166,560.00	166,560.00	166,560.00	0.00	0.00
<u>H 0011.0010-0-2940</u>	EAGLE LIBRARY - HVAC	0.00	25,757.99	25,757.99	25,757.99	0.00	0.00
<u>H 0011.0010-0-2950</u>	EAGLE LIBRARY PLUMBING	0.00	10,190.00	10,190.00	10,190.00	0.00	0.00
<u>H 0011.0010-0-2960</u>	EAGLE LIBRARY ELECTRICAL	0.00	80,194.00	80,194.00	80,194.00	0.00	0.00
0011.0010	*	0.00	420,382.56	420,382.56	413,750.52	0.00	6,632.04
0011.00	**	6,386,345.30	2,494,590.49	8,880,935.79	8,867,660.70	0.00	13,275.09
0011.0	***	6,386,345.30	2,494,590.49	8,880,935.79	8,867,660.70	0.00	13,275.09
<u>H 0011.1007-0-2400</u>	EAGLE FAN ADMIN	50.00	-3.92	46.08	46.08	0.00	0.00
<u>H 0011.1007-0-2450</u>	EAGLE FAN ARCHITECT	1,572.00	-203.85	1,368.15	1,368.15	0.00	0.00

PATCHOGUE-MEDFORD UFSD



Appropriation Status Detail Report By Function & Object From 7/1/1999 To 11/30/2023

Account	Description		Budget	Adjustments	Adj. Budget	Expensed	Encumbered	Available
<u>H 0011.1007-0-2930</u>	EAGLE FAN G/C		30,700.00	-6,060.00	24,640.00	24,640.00	0.00	0.00
0011.1007		*	32,322.00	-6,267.77	26,054.23	26,054.23	0.00	0.00
0011.10		**	32,322.00	-6,267.77	26,054.23	26,054.23	0.00	0.00
0011.1		***	32,322.00	-6,267.77	26,054.23	26,054.23	0.00	0.00
0011		****	6,418,667.30	2,488,322.72	8,906,990.02	8,893,714.93	0.00	13,275.09
<u>H 0013.0003-0-2400</u>	CANAAN FAN ADMIN		60.00	-13.92	46.08	46.08	0.00	0.00
<u>H 0013.0003-0-2450</u>	CANAAN FAN ARCHITECT		1,572.00	17,071.58	18,643.58	18,643.58	0.00	0.00
<u>H 0013.0003-0-2930</u>	CANAAN FAN G/C		26,200.00	256,450.00	282,650.00	282,650.00	0.00	0.00
0013.0003		*	27,832.00	273,507.66	301,339.66	301,339.66	0.00	0.00
<u>H 0013.0005-0-2000</u>	CANAAN ADD FURN CASEWORK		0.00	346,000.00	346,000.00	344,547.39	0.00	1,452.61
<u>H 0013.0005-0-2009</u>	CANAAN ADD/ALT CONST MGR		0.00	302,042.00	302,042.00	302,042.00	0.00	0.00
<u>H 0013.0005-0-2400</u>	CANAAN ADD/ALT- ADMIN EXP		0.00	2,576.32	2,576.32	2,576.32	0.00	0.00
<u>H 0013.0005-0-2430</u>	CANAAN ADD/ALT- INSURANCE		0.00	5,784.00	5,784.00	5,784.00	0.00	0.00
<u>H 0013.0005-0-2450</u>	CANAAN ADD/ALT- ARCHITECT		332,131.00	136,345.37	468,476.37	465,654.17	0.00	2,822.20
<u>H 0013.0005-0-2460</u>	CANAAN ADD SURVEY/ENGINEER		25,684.00	48,066.55	73,750.55	73,750.55	0.00	0.00
<u>H 0013.0005-0-2930</u>	CANAAN ADD GC		2,579,150.00	2,515,607.05	5,094,757.05	5,094,757.05	0.00	0.00
<u>H 0013.0005-0-2940</u>	CANAAN ADD HV		993,300.00	-360,207.05	633,092.95	624,505.00	0.00	8,587.95
<u>H 0013.0005-0-2950</u>	CANAAN ADD PLUMBING		488,898.00	-208,396.00	280,502.00	280,502.00	0.00	0.00
<u>H 0013.0005-0-2960</u>	CANAAN ADD ELECTRIC		780,500.00	262,169.58	1,042,669.58	1,042,669.58	0.00	0.00
<u>H 0013.0005-0-2970</u>	CANAAN ADD SITE DEVELOPMENT		218,703.89	-124,765.97	93,937.92	93,937.92	0.00	0.00
<u>H 0013.0005-0-2990</u>	CANAAN ADD SOFT COSTS		378,350.00	-378,350.00	0.00	0.00	0.00	0.00
0013.0005		*	5,796,716.89	2,546,871.85	8,343,588.74	8,330,725.98	0.00	12,862.76
<u>H 0013.0006-0-2010</u>	CANAAN BOILER& WINDOW- SUPT OF CONSTRU		0.00	38,416.00	38,416.00	38,416.00	0.00	0.00
<u>H 0013.0006-0-2400</u>	CANAAN WIND/BOILER ADMIN COSTS		545.00	-4.52	540.48	540.48	0.00	0.00
<u>H 0013.0006-0-2450</u>	CANAAN WIND/BOILER ARCHITECT		15,480.00	9,349.65	24,829.65	24,829.65	0.00	0.00
<u>H 0013.0006-0-2930</u>	CANAAN BOILER/WINDOW REPLACEMENT		258,010.00	-234,970.00	23,040.00	23,040.00	0.00	0.00
<u>H 0013.0006-0-2940</u>	CANAAN BOILER & WINDOW- HVAC		0.00	326,205.00	326,205.00	326,205.00	0.00	0.00
<u>H 0013.0006-0-2960</u>	CANAAN BOILER & WINDOW- ELECTRIC		0.00	34,917.00	34,917.00	34,917.00	0.00	0.00
<u>H 0013.0006-0-4000</u>	CANAAN WIND/BOILER ARCHITECT		0.00	0.00	0.00	0.00	0.00	0.00
<u>H 0013.0006-0-4120</u>	CANAAN WIND/BOILER ADVERTISING		0.00	0.00	0.00	0.00	0.00	0.00
<u>H 0013.0006-0-4130</u>	CANAAN WIND/BOILER TESTING		0.00	0.00	0.00	0.00	0.00	0.00
0013.0006		*	274,035.00	173,913.13	447,948.13	447,948.13	0.00	0.00
<u>H 0013.0008-0-2010</u>	CANAAN FUEL TANK-SUPT OF		0.00	8,450.00	8,450.00	8,450.00	0.00	0.00

PATCHOGUE-MEDFORD UFSD



Appropriation Status Detail Report By Function & Object From 7/1/1999 To 11/30/2023

Account	Description	Budget	Adjustments	Adj. Budget	Expensed	Encumbered	Available
	CONSTRUCTION						
<u>H 0013.0008-0-2400</u>	CANAAN TANK ADMIN COSTS	182.28	0.00	182.28	182.28	0.00	0.00
<u>H 0013.0008-0-2450</u>	CANAAN TANK ARCH	35,074.99	-29,727.17	5,347.82	5,347.82	0.00	0.00
<u>H 0013.0008-0-2460</u>	CANAAN TANK SURVEY	4,446.00	0.00	4,446.00	4,446.00	0.00	0.00
<u>H 0013.0008-0-2930</u>	CANAAN FUEL TANK REPLACEMENT	55,890.00	28,610.00	84,500.00	84,500.00	0.00	0.00
<u>H 0013.0008-0-2950</u>	CANAAN TANK PLUMBING	384,580.00	-384,580.00	0.00	0.00	0.00	0.00
<u>H 0013.0008-0-2960</u>	CANAAN TANK ELECTRIC	34,917.00	-34,917.00	0.00	0.00	0.00	0.00
0013.0008	*	515,090.27	-412,164.17	102,926.10	102,926.10	0.00	0.00
<u>H 0013.0009-0-2450</u>	CANAAN MASONRY ARCHITECT	5,000.00	2,424.03	7,424.03	7,424.03	0.00	0.00
<u>H 0013.0009-0-2930</u>	CANAAN MASONRY G.C.	86,000.00	-5,000.00	81,000.00	81,000.00	0.00	0.00
0013.0009	*	91,000.00	-2,575.97	88,424.03	88,424.03	0.00	0.00
<u>H 0013.0010-0-2000</u>	CANAAN LIBRARY - EQUIPMENT	0.00	86,500.00	86,500.00	86,317.04	0.00	182.96
<u>H 0013.0010-0-2011</u>	CONSTRUCTION MANAGER COSTS	0.00	5,800.00	5,800.00	5,733.85	0.00	66.15
<u>H 0013.0010-0-2400</u>	CANAAN LIBRARY - ADVERTISING	0.00	229.58	229.58	229.58	0.00	0.00
<u>H 0013.0010-0-2450</u>	CANAAN LIBRARY - ARCHITECT	0.00	33,000.00	33,000.00	30,435.49	0.00	2,564.51
<u>H 0013.0010-0-2460</u>	CANAAN LIBRARY - SURVEY COSTS	0.00	4,429.00	4,429.00	4,429.00	0.00	0.00
<u>H 0013.0010-0-2930</u>	CANAAN LIBRARY GC	0.00	192,330.42	192,330.42	175,199.00	0.00	17,131.42
<u>H 0013.0010-0-2940</u>	CANAAC LIBRARY - HVAC	0.00	60,123.25	60,123.25	56,623.54	0.00	3,499.71
<u>H 0013.0010-0-2950</u>	CANAAN LIBRARY PLUMBING	0.00	17,760.00	17,760.00	17,760.00	0.00	0.00
<u>H 0013.0010-0-2960</u>	CANAAN LIBRARY ELECTRICAL	0.00	95,000.00	95,000.00	91,949.00	0.00	3,051.00
0013.0010	*	0.00	495,172.25	495,172.25	468,676.50	0.00	26,495.75
0013.00	**	6,704,674.16	3,074,724.75	9,779,398.91	9,740,040.40	0.00	39,358.51
0013.0	***	6,704,674.16	3,074,724.75	9,779,398.91	9,740,040.40	0.00	39,358.51
0013	****	6,704,674.16	3,074,724.75	9,779,398.91	9,740,040.40	0.00	39,358.51
<u>H 0015.0008-0-2400</u>	ASBESTOS ABATEMENT ADMINISTRATIVE COSTS	1,154.00	0.00	1,154.00	1,154.00	0.00	0.00
<u>H 0015.0008-0-2450</u>	ASBESTOS ABATEMENT ARCHITECT	1,356.00	0.00	1,356.00	0.00	0.00	1,356.00
<u>H 0015.0008-0-2930</u>	ASBESTOS ABATEMENT G.C.	22,594.00	0.00	22,594.00	22,594.00	0.00	0.00
<u>H 0015.0008-0-4000</u>	ASBESTOS ABATEMENT ARCHITECT	375.00	-375.00	0.00	0.00	0.00	0.00
<u>H 0015.0008-0-4010</u>	ASBESTOS ABATEMENT G.C.	22,594.00	-22,594.00	0.00	0.00	0.00	0.00
<u>H 0015.0008-0-4130</u>	ASBESTOS ABATEMENT TESTING/INSP	1,154.00	-1,154.00	0.00	0.00	0.00	0.00
0015.0008	*	49,227.00	-24,123.00	25,104.00	23,748.00	0.00	1,356.00
<u>H 0015.0009-0-2000</u>	SCIENCE ROOM FURNITURE	-6,444.00	6,444.00	0.00	0.00	0.00	0.00
<u>H 0015.0009-0-2450</u>	SCIENCE ROOM ARCHITECT	0.00	0.00	0.00	0.00	0.00	0.00

PATCHOGUE-MEDFORD UFSD



Appropriation Status Detail Report By Function & Object From 7/1/1999 To 11/30/2023

Account	Description	Budget	Adjustments	Adj. Budget	Expensed	Encumbered	Available
<u>H 0015.0009-0-2930</u>	SCIENCE ROOM G.C.	0.00	0.00	0.00	0.00	0.00	0.00
<u>H 0015.0009-0-2940</u>	SCIENCE ROOM HV	0.00	0.00	0.00	0.00	0.00	0.00
<u>H 0015.0009-0-2950</u>	SCIENCE ROOM PLUMBING	0.00	0.00	0.00	0.00	0.00	0.00
<u>H 0015.0009-0-2960</u>	SCIENCE ROOM ELECTRIC	0.00	0.00	0.00	0.00	0.00	0.00
<u>H 0015.0009-0-4000</u>	SCIENCE ROOM ARCHITECT	11,000.00	-11,000.00	0.00	0.00	0.00	0.00
<u>H 0015.0009-0-4010</u>	SCIENCE ROOM H.S. G.C.	6,247.00	-6,247.00	0.00	0.00	0.00	0.00
<u>H 0015.0009-0-4020</u>	SCIENCE ROOM HVAC	13,900.00	-13,900.00	0.00	0.00	0.00	0.00
<u>H 0015.0009-0-4030</u>	SCIENCE ROOM PLUMBING	41,000.00	-41,000.00	0.00	0.00	0.00	0.00
<u>H 0015.0009-0-4050</u>	SCIENCE ROOM ELECTRIC	19,900.00	-19,900.00	0.00	0.00	0.00	0.00
<u>H 0015.0009-0-4130</u>	SCIENCE ROOM TESTING	0.00	0.00	0.00	0.00	0.00	0.00
<u>H 0015.0009-0-4200</u>	SCIENCE LAB CONTINGENCY	0.00	0.00	0.00	0.00	0.00	0.00
0015.0009	*	85,603.00	-85,603.00	0.00	0.00	0.00	0.00
<u>H 0015.0010-0-2000</u>	HS ALT/ADD FURN/EQUIPMENT	3,395,795.12	330,027.31	3,725,822.43	3,713,850.48	0.00	11,971.95
<u>H 0015.0010-0-2010</u>	HS ADD/ALT - CONST MGR/SECURITY	0.00	2,419,392.00	2,419,392.00	2,419,392.00	0.00	0.00
<u>H 0015.0010-0-2400</u>	HS ADD/ALT ADMIN. EXPENSE	233,363.30	94,861.58	328,224.88	328,224.88	0.00	0.00
<u>H 0015.0010-0-2430</u>	HS ADD/ALT INSURANCE	0.00	71,664.00	71,664.00	71,664.00	0.00	0.00
<u>H 0015.0010-0-2450</u>	HS ADD/ALT ARCHITECT	2,100,600.00	179,156.31	2,279,756.31	2,242,042.28	0.00	37,714.03
<u>H 0015.0010-0-2460</u>	HS ADD/ALT ENGINEER	14,470.00	17,418.64	31,888.64	31,888.64	0.00	0.00
<u>H 0015.0010-0-2930</u>	HS ADDITION G/C	23,785,646.49	2,232,073.62	26,017,720.11	26,017,720.11	0.00	0.00
<u>H 0015.0010-0-2931</u>	HS ADDITION CONSTRUCTION	0.00	0.00	0.00	0.00	0.00	0.00
<u>H 0015.0010-0-2940</u>	HS ADD/ALT HVAC	4,052,300.00	1,529.37	4,053,829.37	4,053,829.37	0.00	0.00
<u>H 0015.0010-0-2950</u>	HS ADD/ALT PLUMBING	1,196,000.00	69,050.00	1,265,050.00	1,265,050.00	0.00	0.00
<u>H 0015.0010-0-2960</u>	HS ADD/ALT ELECTRICAL	4,379,235.61	64,276.82	4,443,512.43	4,443,512.43	0.00	0.00
<u>H 0015.0010-0-2970</u>	HS ADDITION SITE DEVELOPMENT	246,769.47	329,303.75	576,073.22	571,641.53	0.00	4,431.69
<u>H 0015.0010-0-2980</u>	HS ADD/ALT SERV SYSTEMS	0.00	0.00	0.00	0.00	0.00	0.00
<u>H 0015.0010-0-2990</u>	HS ADD/ALT SOFT COSTS	3,167,773.45	-3,167,314.82	458.63	458.63	0.00	0.00
<u>H 0015.0010-0-4000</u>	HS ALT/ADD ARCHITECT	0.00	0.00	0.00	0.00	0.00	0.00
<u>H 0015.0010-0-4005</u>	HS ADD PROF/TECH SERVICES	0.00	0.00	0.00	0.00	0.00	0.00
<u>H 0015.0010-0-4010</u>	HS ADD/ALT - GC	0.00	0.00	0.00	0.00	0.00	0.00
<u>H 0015.0010-0-4130</u>	HS ADD/ALT TESTING	0.00	0.00	0.00	0.00	0.00	0.00
<u>H 0015.0010-1-2930</u>	HS DRAINAGE PROJECT	23,555.00	45,000.00	68,555.00	22,735.00	0.00	45,820.00
0015.0010	*	42,595,508.44	2,686,438.58	45,281,947.02	45,182,009.35	0.00	99,937.67
<u>H 0015.0011-0-2010</u>	HS SITE WORK CONSTRUCTION	250,000.00	0.00	250,000.00	250,000.00	0.00	0.00

PATCHOGUE-MEDFORD UFSD



Appropriation Status Detail Report By Function & Object From 7/1/1999 To 11/30/2023

Account	Description	Budget	Adjustments	Adj. Budget	Expensed	Encumbered	Available
<u>H 0015.0011-0-2400</u>	HS SITE WORK ADMIN. COSTS	18,430.20	-16,861.10	1,569.10	1,569.10	0.00	0.00
<u>H 0015.0011-0-2440</u>	HS SITE WORK LEGAL EXP	0.00	19,052.90	19,052.90	19,052.90	0.00	0.00
<u>H 0015.0011-0-2450</u>	HS SITE WORK ARCHITECT	173,637.29	-15,079.30	158,557.99	158,557.99	0.00	0.00
<u>H 0015.0011-0-2460</u>	HS SITE WORK SURVEY/ENGINEER	43,829.75	-11,192.50	32,637.25	32,637.25	0.00	0.00
<u>H 0015.0011-0-2930</u>	HS SITE WORK G/C	2,418,400.51	-24,044.00	2,394,356.51	2,394,356.51	0.00	0.00
<u>H 0015.0011-0-2931</u>	HS SITE WORK CONSTR.	572.00	-572.00	0.00	0.00	0.00	0.00
<u>H 0015.0011-0-2970</u>	HS SITE SITE DEVELOPMENT	11,803.00	0.00	11,803.00	11,803.00	0.00	0.00
<u>H 0015.0011-0-4000</u>	HS SITE/KITCH CEIL ARCHITECT	0.00	0.00	0.00	0.00	0.00	0.00
<u>H 0015.0011-0-4120</u>	HS SITE/KITCH CEIL ADVER	0.00	0.00	0.00	0.00	0.00	0.00
<u>H 0015.0011-0-4130</u>	HS SITE/KITCH CEIL TESTING	0.00	0.00	0.00	0.00	0.00	0.00
0015.0011		2,916,672.75	-48,696.00	2,867,976.75	2,867,976.75	0.00	0.00
<u>H 0015.0012-0-2400</u>	HS DOMESTIC H/W ADMIN COSTS	2,221.50	-583.45	1,638.05	1,638.05	0.00	0.00
<u>H 0015.0012-0-2450</u>	HS DOMESTIC HW ARCHITECT	9,057.99	-2,022.71	7,035.28	7,035.28	0.00	0.00
<u>H 0015.0012-0-2460</u>	HS DOMESTIC H/W SURVEY/ENGINEER	0.00	0.00	0.00	0.00	0.00	0.00
<u>H 0015.0012-0-2930</u>	HS DOMESTIC H/W G/C	0.00	21,040.49	21,040.49	21,040.49	0.00	0.00
<u>H 0015.0012-0-2931</u>	HS DOMESTIC H/W CONSTR.	2,500.00	0.00	2,500.00	2,500.00	0.00	0.00
<u>H 0015.0012-0-2950</u>	HS DOMESTIC H/W PLUMBING	105,405.00	-21,041.55	84,363.45	84,363.45	0.00	0.00
<u>H 0015.0012-0-4000</u>	HS DOMESTIC H/W ARCHITECT	6,000.00	-6,000.00	0.00	0.00	0.00	0.00
<u>H 0015.0012-0-4010</u>	HS DOMESTIC H/W G.C.	75,000.00	-75,000.00	0.00	0.00	0.00	0.00
<u>H 0015.0012-0-4120</u>	HS DOMESTIC H/W ADVERTISING	1,000.00	-1,000.00	0.00	0.00	0.00	0.00
0015.0012		201,184.49	-84,607.22	116,577.27	116,577.27	0.00	0.00
<u>H 0015.0013-0-2400</u>	HS ROOF ADMIN COSTS	1,250.00	-212.80	1,037.20	1,037.20	0.00	0.00
<u>H 0015.0013-0-2450</u>	HS ROOF ARCHITECT	138,194.21	108.90	138,303.11	138,303.11	0.00	0.00
<u>H 0015.0013-0-2460</u>	HS ROOF SURVEY/ENGINEERING	0.00	0.00	0.00	0.00	0.00	0.00
<u>H 0015.0013-0-2930</u>	HS ROOF RECONSTRUCTION G/C	1,234,770.79	-20,020.79	1,214,750.00	1,214,750.00	0.00	0.00
0015.0013		1,374,215.00	-20,124.69	1,354,090.31	1,354,090.31	0.00	0.00
<u>H 0015.0014-0-2009</u>	HS TECH IMP CONST MGR	0.00	37,200.00	37,200.00	37,128.37	0.00	71.63
<u>H 0015.0014-0-2400</u>	HS CORRIDOR CEILING ADMIN COSTS	800.00	812.55	1,612.55	1,612.55	0.00	0.00
<u>H 0015.0014-0-2450</u>	HS TECH & CEIL ARCH	267,217.66	-75,385.66	191,832.00	185,618.98	0.00	6,213.02
<u>H 0015.0014-0-2930</u>	HS TECH & CEIL GC	874,550.00	5,500.00	880,050.00	879,973.08	0.00	76.92
<u>H 0015.0014-0-2960</u>	HS TECH & CEIL ELECTRIC	2,240,961.27	-717,588.00	1,523,373.27	1,519,938.73	0.00	3,434.54
<u>H 0015.0014-0-2970</u>	HS TECH & CEIL SITE DEVEL	425,000.01	0.00	425,000.01	424,999.99	0.00	0.02
<u>H 0015.0014-0-2990</u>	HS TECH & CEIL SOFT COSTS	352,000.00	-352,000.00	0.00	0.00	0.00	0.00

PATCHOGUE-MEDFORD UFSD



Appropriation Status Detail Report By Function & Object From 7/1/1999 To 11/30/2023

Account	Description	Budget	Adjustments	Adj. Budget	Expensed	Encumbered	Available
0015.0014	*	4,160,528.94	-1,101,461.11	3,059,067.83	3,049,271.70	0.00	9,796.13
<u>H 0015.0015-0-2010</u>	HS WINDOWS CONSTRUCTION MANAGER	0.00	44,481.00	44,481.00	44,481.00	0.00	0.00
<u>H 0015.0015-0-2400</u>	HS WINDOWS - ADMINISTRATIVE COSTS	4,500.00	1,021.36	5,521.36	5,521.36	0.00	0.00
<u>H 0015.0015-0-2450</u>	HS WINDOWS - ARCHITECT	53,581.28	355.42	53,936.70	53,936.70	0.00	0.00
<u>H 0015.0015-0-2930</u>	HS WINDOWS - GC	1,502,024.00	-760,669.00	741,355.00	741,355.00	0.00	0.00
<u>H 0015.0015-0-2990</u>	HS WINDOWS - SOFT COSTS	75,302.00	-75,302.00	0.00	0.00	0.00	0.00
<u>H 0015.0015-0-4000</u>	HS	0.00	0.00	0.00	0.00	0.00	0.00
0015.0015	*	1,635,407.28	-790,113.22	845,294.06	845,294.06	0.00	0.00
<u>H 0015.0016-0-2009</u>	SUPER OF CONSTRUCTION	0.00	20,495.00	20,495.00	20,495.00	0.00	0.00
<u>H 0015.0016-0-2400</u>	HIGH SCHOOL BOILER ADMIN COSTS	0.00	530.53	530.53	530.53	0.00	0.00
<u>H 0015.0016-0-2450</u>	HS BOILER REPLACEMENT ARCHITECT	41,578.67	-6,285.68	35,292.99	34,547.33	0.00	745.66
<u>H 0015.0016-0-2460</u>	HS BOILER SURVEY/ENGINEER	0.00	10,702.75	10,702.75	10,702.75	0.00	0.00
<u>H 0015.0016-0-2930</u>	HS BOILER REPLACEMENT GC	100,000.00	-100,000.00	0.00	0.00	0.00	0.00
<u>H 0015.0016-0-2940</u>	HS BOILER REPLACEMENT HVAC	450,181.92	83,818.08	534,000.00	533,818.08	0.00	181.92
<u>H 0015.0016-0-2960</u>	HS BOILER - ELECTRICAL WORK	2,294.07	37,411.86	39,705.93	39,705.93	0.00	0.00
0015.0016	*	594,054.66	46,672.54	640,727.20	639,799.62	0.00	927.58
0015.00	**	53,612,401.56	578,382.88	54,190,784.44	54,078,767.06	0.00	112,017.38
0015.0	***	53,612,401.56	578,382.88	54,190,784.44	54,078,767.06	0.00	112,017.38
0015	****	53,612,401.56	578,382.88	54,190,784.44	54,078,767.06	0.00	112,017.38
<u>H 0024.0001-0-2000</u>	MODULAR CLASS FURNITURE	25,695.00	0.00	25,695.00	25,695.00	0.00	0.00
<u>H 0024.0001-0-2010</u>	MODULAR CLASS - CONSTRUCTION FEES	0.00	80,000.00	80,000.00	80,000.00	0.00	0.00
<u>H 0024.0001-0-2400</u>	MODULAR CLASS HS ADMIN. COSTS	1,477.69	-783.45	694.24	694.24	0.00	0.00
<u>H 0024.0001-0-2450</u>	MODULAR CLASS HS ARCHITECT	64,750.82	-3,510.57	61,240.25	61,240.25	0.00	0.00
<u>H 0024.0001-0-2930</u>	MODULAR CLASS HS FABRICATION	844,693.64	-10,832.64	833,861.00	833,861.00	0.00	0.00
<u>H 0024.0001-0-2931</u>	MODULARS HS CONSTRUCTION	0.00	0.00	0.00	0.00	0.00	0.00
<u>H 0024.0001-0-2950</u>	MODULAR CLASS PLUMBING	52,600.00	0.00	52,600.00	52,600.00	0.00	0.00
<u>H 0024.0001-0-2960</u>	MODULAR CLASS HS ELECTRIC	64,192.50	0.00	64,192.50	64,192.50	0.00	0.00
<u>H 0024.0001-0-4000</u>	MODULAR CLASS ARCHITECT	0.00	0.00	0.00	0.00	0.00	0.00
<u>H 0024.0001-0-4010</u>	MODULAR CLASS G.C.	0.00	0.00	0.00	0.00	0.00	0.00
<u>H 0024.0001-0-4020</u>	MODULAR CLASS HVAC	0.00	0.00	0.00	0.00	0.00	0.00
<u>H 0024.0001-0-4030</u>	MODULAR CLASS PLUMBING	46,800.00	-46,800.00	0.00	0.00	0.00	0.00
<u>H 0024.0001-0-4050</u>	MODULAR CLASS ELECTRIC	0.00	0.00	0.00	0.00	0.00	0.00
<u>H 0024.0001-0-4120</u>	MODULAR CLASS ADVERTISING	0.00	0.00	0.00	0.00	0.00	0.00

PATCHOGUE-MEDFORD UFSD



Appropriation Status Detail Report By Function & Object From 7/1/1999 To 11/30/2023

Account	Description	Budget	Adjustments	Adj. Budget	Expensed	Encumbered	Available
<u>H 0024.0001-0-4200</u>	MODULAR CLASSROOM CONTINGENCY	0.00	0.00	0.00	0.00	0.00	0.00
<u>H 0024.0001-0-4210</u>	MODULAR CLASS INCIDENTAL RESERVE	0.00	0.00	0.00	0.00	0.00	0.00
<u>H 0024.0001-0-4300</u>	MODULAR CLASS UNIT FABRICATOR	0.00	0.00	0.00	0.00	0.00	0.00
<u>H 0024.0001-0-4400</u>	MODULAR CLASS GENERAL TRADES	0.00	0.00	0.00	0.00	0.00	0.00
<u>H 0024.0001-0-4410</u>	MODULAR CLASS GEN TRADE RESER.	0.00	0.00	0.00	0.00	0.00	0.00
0024.0001	*	1,100,209.65	18,073.34	1,118,282.99	1,118,282.99	0.00	0.00
0024.00	**	1,100,209.65	18,073.34	1,118,282.99	1,118,282.99	0.00	0.00
0024.0	***	1,100,209.65	18,073.34	1,118,282.99	1,118,282.99	0.00	0.00
0024	****	1,100,209.65	18,073.34	1,118,282.99	1,118,282.99	0.00	0.00
00	*****	146,909,415.43	-352,722.52	146,556,692.91	146,183,779.16	0.00	372,913.75
0	*****	146,909,415.43	-352,722.52	146,556,692.91	146,183,779.16	0.00	372,913.75
<u>H 1314.0015-0-2009</u>	INT TRSFR-HS TRACK & FIELD - CONST MGR	60,000.00	0.00	60,000.00	58,443.13	0.00	1,556.87
<u>H 1314.0015-0-2450</u>	INT TRSFR-HS TRACK & FIELD - ARCHITECT	90,000.00	0.00	90,000.00	83,345.77	0.00	6,654.23
<u>H 1314.0015-0-2930</u>	INT TRSFR-HS TRACK & FIELD - GC	1,450,000.00	0.00	1,450,000.00	1,194,200.13	0.00	255,799.87
1314.0015	*	1,600,000.00	0.00	1,600,000.00	1,335,989.03	0.00	264,010.97
1314.00	**	1,600,000.00	0.00	1,600,000.00	1,335,989.03	0.00	264,010.97
1314.0	***	1,600,000.00	0.00	1,600,000.00	1,335,989.03	0.00	264,010.97
1314	****	1,600,000.00	0.00	1,600,000.00	1,335,989.03	0.00	264,010.97
13	*****	1,600,000.00	0.00	1,600,000.00	1,335,989.03	0.00	264,010.97
<u>H 1516.0015-0-2930</u>	INT TRSFR 2015/16-GC	500,000.00	0.00	500,000.00	499,848.51	0.00	151.49
1516.0015	*	500,000.00	0.00	500,000.00	499,848.51	0.00	151.49
1516.00	**	500,000.00	0.00	500,000.00	499,848.51	0.00	151.49
1516.0	***	500,000.00	0.00	500,000.00	499,848.51	0.00	151.49
1516	****	500,000.00	0.00	500,000.00	499,848.51	0.00	151.49
15	*****	500,000.00	0.00	500,000.00	499,848.51	0.00	151.49
<u>H 1617.0015-0-2930</u>	INT TRSFR 2016/17-GC	550,000.00	-392,840.19	157,159.81	157,159.81	0.00	0.00
1617.0015	*	550,000.00	-392,840.19	157,159.81	157,159.81	0.00	0.00
1617.00	**	550,000.00	-392,840.19	157,159.81	157,159.81	0.00	0.00
<u>H 1617.0418-0-2009</u>	SOUTH OCEAN - INT TRSFR 2016/17 ROOF-CONSTRUCTION MANAGER	0.00	20,000.00	20,000.00	6,460.00	0.00	13,540.00
<u>H 1617.0418-0-2450</u>	SOUTH OCEAN - INT TRSFR 2016/17 ROOF-ARCHITECT	0.00	30,000.00	30,000.00	25,391.35	0.00	4,608.65
<u>H 1617.0418-0-2930</u>	SOUTH OCEAN - INT TRSFR 2016/17 ROOF-GC	0.00	342,840.19	342,840.19	149,000.00	0.00	193,840.19

PATCHOGUE-MEDFORD UFSD



Appropriation Status Detail Report By Function & Object From 7/1/1999 To 11/30/2023

Account	Description	Budget	Adjustments	Adj. Budget	Expensed	Encumbered	Available
1617.0418	*	0.00	392,840.19	392,840.19	180,851.35	0.00	211,988.84
1617.04	**	0.00	392,840.19	392,840.19	180,851.35	0.00	211,988.84
1617.0	***	550,000.00	0.00	550,000.00	338,011.16	0.00	211,988.84
1617	****	550,000.00	0.00	550,000.00	338,011.16	0.00	211,988.84
16	*****	550,000.00	0.00	550,000.00	338,011.16	0.00	211,988.84
H 1718.0015-0-2930	INT TRSFR 2017/18-GC	1,124,584.00	-1,124,584.00	0.00	0.00	0.00	0.00
1718.0015	*	1,124,584.00	-1,124,584.00	0.00	0.00	0.00	0.00
1718.00	**	1,124,584.00	-1,124,584.00	0.00	0.00	0.00	0.00
H 1718.0119-0-2009	BAY - INT TRSFR 2017/18 ADA- CONSTRUCTION MANAGER	0.00	10,727.57	10,727.57	10,727.57	0.00	0.00
H 1718.0119-0-2400	BAY - INT TRSFR 2017/18 ADA-ADMIN FEES	0.00	10,156.02	10,156.02	10,156.02	0.00	0.00
H 1718.0119-0-2450	BAY - INT TRSFR 2017/18 ADA-ARCHITECT	0.00	15,336.25	15,336.25	15,336.25	0.00	0.00
H 1718.0119-0-2930	BAY - INT TRSFR 2017/18 ADA-GC	0.00	262,510.76	262,510.76	262,510.76	0.00	0.00
1718.0119	*	0.00	298,730.60	298,730.60	298,730.60	0.00	0.00
1718.01	**	0.00	298,730.60	298,730.60	298,730.60	0.00	0.00
H 1718.0214-0-2009	MEDFORD - INT TRSFR 2017/18 ADA- CONSTRUCTION MANAGER	0.00	0.00	0.00	0.00	0.00	0.00
H 1718.0214-0-2930	MEDFORD - INT TRSFR 2017/18 ADA-GC	0.00	27,218.63	27,218.63	27,218.63	0.00	0.00
1718.0214	*	0.00	27,218.63	27,218.63	27,218.63	0.00	0.00
1718.02	**	0.00	27,218.63	27,218.63	27,218.63	0.00	0.00
H 1718.0311-0-2009	RIVER - INT TRSFR 2017/18 ADA- CONSTRUCTION MANAGER	0.00	692.94	692.94	692.94	0.00	0.00
H 1718.0311-0-2400	RIVER - INT TRSFR 2017/18 ADA-ADMIN FEES	0.00	2,974.88	2,974.88	2,974.88	0.00	0.00
H 1718.0311-0-2450	RIVER - INT TRSFR 2017/18 ADA- ARCHITECT	0.00	5,086.25	5,086.25	5,086.25	0.00	0.00
H 1718.0311-0-2930	RIVER - INT TRSFR 2017/18 ADA-GC	0.00	64,824.00	64,824.00	64,824.00	0.00	0.00
1718.0311	*	0.00	73,578.07	73,578.07	73,578.07	0.00	0.00
1718.03	**	0.00	73,578.07	73,578.07	73,578.07	0.00	0.00
H 1718.0523-0-2009	SAXTON - INT TRSFR 2017/18 ADA- CONSTRUCTION MANAGER	0.00	8,836.00	8,836.00	8,836.00	0.00	0.00
H 1718.0523-0-2400	SAXTON - INT TRSFR 2017/18 ADA-ADMIN COSTS	0.00	602.70	602.70	602.70	0.00	0.00
H 1718.0523-0-2930	SAXTON - INT TRSFR 2017/18 ADA-GC	0.00	163,260.60	163,260.60	163,260.60	0.00	0.00
1718.0523	*	0.00	172,699.30	172,699.30	172,699.30	0.00	0.00

PATCHOGUE-MEDFORD UFSD



Appropriation Status Detail Report By Function & Object From 7/1/1999 To 11/30/2023

Account	Description	Budget	Adjustments	Adj. Budget	Expensed	Encumbered	Available
1718.05	**	0.00	172,699.30	172,699.30	172,699.30	0.00	0.00
<u>H 1718.0812-0-2009</u>	BARTON - INT TRSFR 2017/18 ADA- CONSTRUCTION MANAGER	0.00	0.00	0.00	0.00	0.00	0.00
<u>H 1718.0812-0-2450</u>	BARTON - INT TRSFR 2017/18 ADA- ARCHITECT	0.00	4,793.20	4,793.20	4,793.20	0.00	0.00
<u>H 1718.0812-0-2930</u>	BARTON - INT TRSFR 2017/18 ADA-GC	0.00	186,048.00	186,048.00	186,048.00	0.00	0.00
1718.0812	*	0.00	190,841.20	190,841.20	190,841.20	0.00	0.00
1718.08	**	0.00	190,841.20	190,841.20	190,841.20	0.00	0.00
<u>H 1718.0913-0-2009</u>	OREGON - INT TRSFR 2017/18 ADA- CONSTRUCTION MANAGER	0.00	2,996.00	2,996.00	2,996.00	0.00	0.00
<u>H 1718.0913-0-2400</u>	OREGON - INT TRSFR 2017/18 ADA-ADMIN COSTS	0.00	522.73	522.73	522.73	0.00	0.00
<u>H 1718.0913-0-2450</u>	OREGON - INT TRSFR 2017/18 ADA- ARCHITECT	0.00	6,336.25	6,336.25	6,336.25	0.00	0.00
<u>H 1718.0913-0-2930</u>	OREGON - INT TRSFR 2017/18 ADA-GC	0.00	46,330.19	46,330.19	46,330.19	0.00	0.00
1718.0913	*	0.00	56,185.17	56,185.17	56,185.17	0.00	0.00
1718.09	**	0.00	56,185.17	56,185.17	56,185.17	0.00	0.00
1718.0	***	1,124,584.00	-305,331.03	819,252.97	819,252.97	0.00	0.00
<u>H 1718.2009-0-1013</u>	TREMONT - INT TRSFR 2017/18 ADA- CONSTRUCTION MANAGER	0.00	0.00	0.00	0.00	0.00	0.00
<u>H 1718.2009-0-1114</u>	EAGLE - INT TRSFR 2017/18 ADA- CONSTRUCTION MANAGER	0.00	0.00	0.00	0.00	0.00	0.00
<u>H 1718.2009-0-1313</u>	CANAAN - INT TRSFR 2017/18 ADA- CONSTRUCTION MANAGER	0.00	0.00	0.00	0.00	0.00	0.00
<u>H 1718.2009-0-1521</u>	HIGH SCHOOL - INT TRSFR 2017/18 ADA/EXCEL-CONSTRUCTION MANAGER	0.00	2,996.00	2,996.00	2,996.00	0.00	0.00
1718.2009	*	0.00	2,996.00	2,996.00	2,996.00	0.00	0.00
1718.20	**	0.00	2,996.00	2,996.00	2,996.00	0.00	0.00
<u>H 1718.2400-0-1013</u>	TREMONT - INT TRSFR 2017/18 ADA-ADMIN FEES	0.00	3,228.84	3,228.84	3,228.84	0.00	0.00
<u>H 1718.2400-0-1114</u>	EAGLE - INT TRSFR 2017/18 ADA-ADMIN FEES	0.00	0.00	0.00	0.00	0.00	0.00
<u>H 1718.2400-0-1313</u>	CANAAN - INT TRSFR 2017/18 ADA-ADMIN FEES	0.00	160.45	160.45	160.45	0.00	0.00
<u>H 1718.2400-0-1521</u>	HIGH SCHOOL - INT TRSFR 2017/18 ADA/EXCEL-ADMIN FEES	0.00	3,133.22	3,133.22	3,133.22	0.00	0.00
1718.2400	*	0.00	6,522.51	6,522.51	6,522.51	0.00	0.00
<u>H 1718.2450-0-1013</u>	TREMONT - INT TRSFR 2017/18 ADA- ARCHITECT	0.00	5,086.25	5,086.25	5,086.25	0.00	0.00

PATCHOGUE-MEDFORD UFSD



Appropriation Status Detail Report By Function & Object From 7/1/1999 To 11/30/2023

Account	Description	Budget	Adjustments	Adj. Budget	Expensed	Encumbered	Available
	ARCHITECT						
<u>H 1718.2450-0-1114</u>	EAGLE - INT TRSFR 2017/18 ADA-ARCHITECT	0.00	5,086.25	5,086.25	5,086.25	0.00	0.00
<u>H 1718.2450-0-1313</u>	CANAAN - INT TRSFR 2017/18 ADA-ARCHITECT	0.00	5,086.25	5,086.25	5,086.25	0.00	0.00
<u>H 1718.2450-0-1521</u>	HIGH SCHOOL - INT TRSFR 2017/18 ADA/EXCEL-ARCHITECT	0.00	6,286.25	6,286.25	6,286.25	0.00	0.00
1718.2450	*	0.00	21,545.00	21,545.00	21,545.00	0.00	0.00
1718.24	**	0.00	28,067.51	28,067.51	28,067.51	0.00	0.00
<u>H 1718.2930-0-1013</u>	TREMONT - INT TRSFR 2017/18 ADA-GC	0.00	67,402.00	67,402.00	67,402.00	0.00	0.00
<u>H 1718.2930-0-1114</u>	EAGLE - INT TRSFR 2017/18 ADA-GC	0.00	72,061.52	72,061.52	72,061.52	0.00	0.00
<u>H 1718.2930-0-1313</u>	CANAAN - INT TRSFR 2017/18 ADA-GC	0.00	67,402.00	67,402.00	67,402.00	0.00	0.00
<u>H 1718.2930-0-1521</u>	HIGH SCHOOL - INT TRSFR 2017/18 ADA/EXCEL-GC	0.00	67,402.00	67,402.00	67,402.00	0.00	0.00
1718.2930	*	0.00	274,267.52	274,267.52	274,267.52	0.00	0.00
1718.29	**	0.00	274,267.52	274,267.52	274,267.52	0.00	0.00
1718.2	***	0.00	305,331.03	305,331.03	305,331.03	0.00	0.00
1718	****	1,124,584.00	0.00	1,124,584.00	1,124,584.00	0.00	0.00
17	*****	1,124,584.00	0.00	1,124,584.00	1,124,584.00	0.00	0.00
<u>H 1819.0015-0-2930</u>	INT TRSFR 2018/19-NOT ALLOCATED TO PROJECTS YET	2,310,000.00	-2,310,000.00	0.00	0.00	0.00	0.00
1819.0015	*	2,310,000.00	-2,310,000.00	0.00	0.00	0.00	0.00
1819.00	**	2,310,000.00	-2,310,000.00	0.00	0.00	0.00	0.00
<u>H 1819.0119-0-2000</u>	BAY - INT TRSFR 2018/19 PLAYGROUNDS-EQUIPMENT	0.00	81,026.10	81,026.10	81,026.10	0.00	0.00
<u>H 1819.0119-0-2009</u>	BAY - INT TRSFR 2018/19 PLAYGROUNDS-CONSTRUCTION MANAGER	0.00	8,077.00	8,077.00	8,077.00	0.00	0.00
<u>H 1819.0119-0-2400</u>	BAY - INT TRSFR 2018/19 PLAYGROUNDS-ADMIN COSTS	20,000.00	-11,435.27	8,564.73	8,564.73	0.00	0.00
<u>H 1819.0119-0-2450</u>	BAY - INT TRSFR 2018/19 PLAYGROUNDS-ARCHITECT	0.00	10,594.59	10,594.59	10,594.59	0.00	0.00
<u>H 1819.0119-0-2930</u>	BAY - INT TRSFR 2018/19 PLAYGROUNDS-GC	0.00	194,000.00	194,000.00	194,000.00	0.00	0.00
1819.0119	*	20,000.00	282,262.42	302,262.42	302,262.42	0.00	0.00
1819.01	**	20,000.00	282,262.42	302,262.42	302,262.42	0.00	0.00
<u>H 1819.0214-0-2000</u>	MEDFORD - INT TRSFR 2018/19 PLAYGROUNDS-EQUIPMENT	0.00	80,342.10	80,342.10	80,342.10	0.00	0.00

PATCHOGUE-MEDFORD UFSD



Appropriation Status Detail Report By Function & Object From 7/1/1999 To 11/30/2023

Account	Description	Budget	Adjustments	Adj. Budget	Expensed	Encumbered	Available
<u>H 1819.0214-0-2009</u>	MEDFORD - INT TRSFR 2018/19 PLAYGROUNDS-CONSTRUCTION MANAGER	0.00	11,569.78	11,569.78	11,569.78	0.00	0.00
<u>H 1819.0214-0-2400</u>	MEDFORD - INT TRSFR 2018/19 PLAYGROUNDS-ADMIN COSTS	20,000.00	-8,200.27	11,799.73	11,799.73	0.00	0.00
<u>H 1819.0214-0-2450</u>	MEDFORD - INT TRSFR 2018/19 PLAYGROUNDS-ARCHITECT	0.00	28,054.26	28,054.26	28,054.26	0.00	0.00
<u>H 1819.0214-0-2930</u>	MEDFORD - INT TRSFR 2018/19 PLAYGROUNDS-GC	0.00	124,134.37	124,134.37	124,134.37	0.00	0.00
1819.0214	*	20,000.00	235,900.24	255,900.24	255,900.24	0.00	0.00
1819.02	**	20,000.00	235,900.24	255,900.24	255,900.24	0.00	0.00
<u>H 1819.0311-0-2000</u>	RIVER - INT TRSFR 2018/19 PLAYGROUNDS- EQUIPMENT	0.00	69,420.60	69,420.60	69,420.60	0.00	0.00
<u>H 1819.0311-0-2009</u>	RIVER - INT TRSFR 2018/19 PLAYGROUNDS- CONSTRUCTION MANAGER	0.00	8,344.00	8,344.00	8,344.00	0.00	0.00
<u>H 1819.0311-0-2400</u>	RIVER - INT TRSFR 2018/19 PLAYGROUNDS- ADMIN COSTS	20,000.00	-13,681.27	6,318.73	6,318.73	0.00	0.00
<u>H 1819.0311-0-2450</u>	RIVER - INT TRSFR 2018/19 PLAYGROUNDS- ARCHITECT	0.00	14,779.06	14,779.06	14,779.06	0.00	0.00
<u>H 1819.0311-0-2930</u>	RIVER - INT TRSFR 2018/19 PLAYGROUNDS- GC	0.00	202,260.00	202,260.00	202,260.00	0.00	0.00
1819.0311	*	20,000.00	281,122.39	301,122.39	301,122.39	0.00	0.00
1819.03	**	20,000.00	281,122.39	301,122.39	301,122.39	0.00	0.00
<u>H 1819.0812-0-2000</u>	BARTON - INT TRSFR 2018/19 PLAYGROUNDS-EQUIPMENT	0.00	80,746.20	80,746.20	80,746.20	0.00	0.00
<u>H 1819.0812-0-2009</u>	BARTON - INT TRSFR 2018/19 PLAYGROUNDS-CONSTRUCTION MANAGER	0.00	14,480.00	14,480.00	14,480.00	0.00	0.00
<u>H 1819.0812-0-2400</u>	BARTON - INT TRSFR 2018/19 PLAYGROUNDS-ADMIN COSTS	20,000.00	-8,692.27	11,307.73	11,307.73	0.00	0.00
<u>H 1819.0812-0-2450</u>	BARTON - INT TRSFR 2018/19 PLAYGROUNDS-ARCHITECT	0.00	28,321.80	28,321.80	28,321.80	0.00	0.00
<u>H 1819.0812-0-2930</u>	BARTON - INT TRSFR 2018/19 PLAYGROUNDS-GC	0.00	362,000.00	362,000.00	362,000.00	0.00	0.00
1819.0812	*	20,000.00	476,855.73	496,855.73	496,855.73	0.00	0.00
1819.08	**	20,000.00	476,855.73	496,855.73	496,855.73	0.00	0.00
1819.0	***	2,390,000.00	-1,033,859.22	1,356,140.78	1,356,140.78	0.00	0.00
<u>H 1819.2000-0-1013</u>	TREMONT - INT TRSFR 2018/19 PLAYGROUNDS-EQUIPMENT	0.00	98,471.70	98,471.70	98,471.70	0.00	0.00

PATCHOGUE-MEDFORD UFSD



Appropriation Status Detail Report By Function & Object From 7/1/1999 To 11/30/2023

Account	Description	Budget	Adjustments	Adj. Budget	Expensed	Encumbered	Available
<u>H 1819.2000-0-1114</u>	EAGLE - INT TRSFR 2018/19 PLAYGROUNDS -EQUIPMENT	0.00	62,154.90	62,154.90	62,154.90	0.00	0.00
<u>H 1819.2000-0-1313</u>	CANAAN - INT TRSFR 2018/19 PLAYGROUNDS-EQUIPMENT	0.00	80,997.30	80,997.30	80,997.30	0.00	0.00
1819.2000	*	0.00	241,623.90	241,623.90	241,623.90	0.00	0.00
<u>H 1819.2009-0-1013</u>	TREMONT - INT TRSFR 2018/19 PLAYGROUNDS-CONSTRUCTION MANAGER	0.00	13,984.00	13,984.00	13,984.00	0.00	0.00
<u>H 1819.2009-0-1114</u>	EAGLE - INT TRSFR 2018/19 PLAYGROUNDS -CONSTRUCTION MANAGER	0.00	11,032.00	11,032.00	11,032.00	0.00	0.00
<u>H 1819.2009-0-1313</u>	CANAAN - INT TRSFR 2018/19 PLAYGROUNDS-CONSTRUCTION MANAGER	0.00	12,957.00	12,957.00	12,957.00	0.00	0.00
1819.2009	*	0.00	37,973.00	37,973.00	37,973.00	0.00	0.00
1819.20	**	0.00	279,596.90	279,596.90	279,596.90	0.00	0.00
<u>H 1819.2400-0-1013</u>	TREMONT - INT TRSFR 2018/19 PLAYGROUNDS-ADMIN COSTS	20,000.00	-9,414.27	10,585.73	10,585.73	0.00	0.00
<u>H 1819.2400-0-1114</u>	EAGLE - INT TRSFR 2018/19 PLAYGROUNDS -ADMIN COSTS	20,000.00	-6,910.44	13,089.56	13,089.56	0.00	0.00
<u>H 1819.2400-0-1313</u>	CANAAN - INT TRSFR 2018/19 PLAYGROUNDS-ADMIN COSTS	20,000.00	-7,950.27	12,049.73	12,049.73	0.00	0.00
1819.2400	*	60,000.00	-24,274.98	35,725.02	35,725.02	0.00	0.00
<u>H 1819.2450-0-1013</u>	TREMONT - INT TRSFR 2018/19 PLAYGROUNDS-ARCHITECT	0.00	20,938.33	20,938.33	20,938.33	0.00	0.00
<u>H 1819.2450-0-1114</u>	EAGLE - INT TRSFR 2018/19 PLAYGROUNDS -ARCHITECT	0.00	13,822.56	13,822.56	13,822.56	0.00	0.00
<u>H 1819.2450-0-1313</u>	CANAAN - INT TRSFR 2018/19 PLAYGROUNDS-ARCHITECT	0.00	17,976.41	17,976.41	17,976.41	0.00	0.00
1819.2450	*	0.00	52,737.30	52,737.30	52,737.30	0.00	0.00
1819.24	**	60,000.00	28,462.32	88,462.32	88,462.32	0.00	0.00
<u>H 1819.2930-0-1013</u>	TREMONT - INT TRSFR 2018/19 PLAYGROUNDS-GC	0.00	274,700.00	274,700.00	274,700.00	0.00	0.00
<u>H 1819.2930-0-1114</u>	EAGLE - INT TRSFR 2018/19 PLAYGROUNDS -GC	0.00	200,900.00	200,900.00	200,900.00	0.00	0.00
<u>H 1819.2930-0-1313</u>	CANAAN - INT TRSFR 2018/19 PLAYGROUNDS-GC	0.00	250,200.00	250,200.00	250,200.00	0.00	0.00
1819.2930	*	0.00	725,800.00	725,800.00	725,800.00	0.00	0.00
1819.29	**	0.00	725,800.00	725,800.00	725,800.00	0.00	0.00

PATCHOGUE-MEDFORD UFSD



Appropriation Status Detail Report By Function & Object From 7/1/1999 To 11/30/2023

Account	Description	Budget	Adjustments	Adj. Budget	Expensed	Encumbered	Available
1819.2	***	60,000.00	1,033,859.22	1,093,859.22	1,093,859.22	0.00	0.00
1819	****	2,450,000.00	0.00	2,450,000.00	2,450,000.00	0.00	0.00
18	*****	2,450,000.00	0.00	2,450,000.00	2,450,000.00	0.00	0.00
H 1920.0000-0-0000	INT TRSFR 2019/20-NOT ALLOCATED TO PROJECTS YET	3,000,000.00	-3,000,000.00	0.00	0.00	0.00	0.00
1920.0000	*	3,000,000.00	-3,000,000.00	0.00	0.00	0.00	0.00
1920.00	**	3,000,000.00	-3,000,000.00	0.00	0.00	0.00	0.00
1920.0	***	3,000,000.00	-3,000,000.00	0.00	0.00	0.00	0.00
H 1920.2000-0-0499	INT TRSFR 2019/2020 - SOUTH OCEAN ELECTRONIC SIGN ALLOCATION	0.00	31,592.00	31,592.00	31,592.00	0.00	0.00
1920.2000	*	0.00	31,592.00	31,592.00	31,592.00	0.00	0.00
H 1920.2009-0-0419	INT TRSFR 2019/2020 - SO UNIVENT - CONSTRUCTION MANAGER	0.00	90,000.00	90,000.00	44,577.55	11,043.45	34,379.00
H 1920.2009-0-1523	INT TRSFR 2019/2020 - HIGH SCHOOL CTE MODIFICATIONS - CONSTRUCTION MANAGER	0.00	19,000.00	19,000.00	18,243.55	0.00	756.45
1920.2009	*	0.00	109,000.00	109,000.00	62,821.10	11,043.45	35,135.45
1920.20	**	0.00	140,592.00	140,592.00	94,413.10	11,043.45	35,135.45
H 1920.2400-0-0419	INT TRSFR 2019/2020 - SO UNIVENT - ADMIN COSTS	0.00	75,000.00	75,000.00	35,106.48	27,119.88	12,773.64
H 1920.2400-0-1523	INT TRSFR 2019/2020 - HIGH SCHOOL CTE MODIFICATIONS - ADMIN COSTS	0.00	25,000.00	25,000.00	11,879.02	0.00	13,120.98
1920.2400	*	0.00	100,000.00	100,000.00	46,985.50	27,119.88	25,894.62
H 1920.2450-0-0419	INT TRSFR 2019/2020 - SO UNIVENT - ARCHITECT FEES	0.00	115,000.00	115,000.00	66,685.07	28,064.93	20,250.00
H 1920.2450-0-1523	INT TRSFR 2019/2020 - HIGH SCHOOL CTE MODIFICATIONS - ARCHITECT FEES	0.00	28,000.00	28,000.00	22,911.61	0.00	5,088.39
H 1920.2450-0-1525	INT TRSFR 2019/2020 - HIGH SCHOOL CTE MODIFICATIONS ART ROOMS- ARCHITECT FEES	0.00	10,000.00	10,000.00	0.00	0.00	10,000.00
1920.2450	*	0.00	153,000.00	153,000.00	89,596.68	28,064.93	35,338.39
1920.24	**	0.00	253,000.00	253,000.00	136,582.18	55,184.81	61,233.01
H 1920.2930-0-0419	INT TRSFR 2019/2020 - SO UNIVENT - GC	0.00	1,988,533.02	1,988,533.02	757,283.91	380,716.09	850,533.02
H 1920.2930-0-1523	INT TRSFR 2019/2020 - HIGH SCHOOL CTE MODIFICATIONS - GC	0.00	360,000.00	360,000.00	347,474.86	0.00	12,525.14
H 1920.2930-0-1525	INT TRSFR 2019/2020 - HIGH SCHOOL CTE MODIFICATIONS - ART ROOMS - GC	0.00	100,000.00	100,000.00	95,781.19	0.00	4,218.81
H 1920.2930-0-1599	INT TRSFR 2019/2020 - HIGH SCHOOL WEIGHT ROOM ALLOCATION	0.00	157,874.98	157,874.98	157,874.98	0.00	0.00

PATCHOGUE-MEDFORD UFSD



Appropriation Status Detail Report By Function & Object From 7/1/1999 To 11/30/2023

Account	Description		Budget	Adjustments	Adj. Budget	Expensed	Encumbered	Available
	WEIGHT ROOM ALLOCATION							
1920.2930	*		0.00	2,606,408.00	2,606,408.00	1,358,414.94	380,716.09	867,276.97
1920.29	**		0.00	2,606,408.00	2,606,408.00	1,358,414.94	380,716.09	867,276.97
1920.2	***		0.00	3,000,000.00	3,000,000.00	1,589,410.22	446,944.35	963,645.43
1920	****		3,000,000.00	0.00	3,000,000.00	1,589,410.22	446,944.35	963,645.43
H 1999.0090-0-2000	LIBRARY COMPUTER EQUIPMENT		0.00	390,082.58	390,082.58	390,082.58	0.00	0.00
1999.0090	*		0.00	390,082.58	390,082.58	390,082.58	0.00	0.00
1999.00	**		0.00	390,082.58	390,082.58	390,082.58	0.00	0.00
1999.0	***		0.00	390,082.58	390,082.58	390,082.58	0.00	0.00
- 1999	****		0.00	390,082.58	390,082.58	390,082.58	0.00	0.00
19	*****		3,000,000.00	390,082.58	3,390,082.58	1,979,492.80	446,944.35	963,645.43
1	*****		9,224,584.00	390,082.58	9,614,666.58	7,727,925.50	446,944.35	1,439,796.73
H 2021.0000-0-0000	INT TRSFR 2021/2022-NOT ALLOCATED TO PROJECTS YET (750 CTE, 100 Solar, 100 Security)		200,000.00	-200,000.00	0.00	0.00	0.00	0.00
2021.0000	*		200,000.00	-200,000.00	0.00	0.00	0.00	0.00
2021.00	**		200,000.00	-200,000.00	0.00	0.00	0.00	0.00
2021.0	***		200,000.00	-200,000.00	0.00	0.00	0.00	0.00
H 2021.2009-0-1525	INT TRSFR 2021/2022 - HIGH SCHOOL CTE MODIFICATIONS - ART ROOMS- CONSTRUCTION MANAGER		25,000.00	12,740.00	37,740.00	37,385.22	354.78	0.00
2021.2009	*		25,000.00	12,740.00	37,740.00	37,385.22	354.78	0.00
2021.20	**		25,000.00	12,740.00	37,740.00	37,385.22	354.78	0.00
H 2021.2400-0-1525	INT TRSFR 2021/2022 - HIGH SCHOOL CTE MODIFICATIONS - ART ROOMS - ADMIN COSTS		25,000.00	-25,000.00	0.00	0.00	0.00	0.00
2021.2400	*		25,000.00	-25,000.00	0.00	0.00	0.00	0.00
H 2021.2450-0-1525	INT TRSFR 2021/2022 - HIGH SCHOOL CTE MODIFICATIONS - ART ROOMS- ARCHITECT FEES		50,000.00	-14,790.00	35,210.00	33,955.86	1,249.40	4.74
2021.2450	*		50,000.00	-14,790.00	35,210.00	33,955.86	1,249.40	4.74
2021.24	**		75,000.00	-39,790.00	35,210.00	33,955.86	1,249.40	4.74
H 2021.2930-0-1525	INT TRSFR 2021/2022 - HIGH SCHOOL CTE MODIFICATIONS - ART ROOMS - GC		650,000.00	27,050.00	677,050.00	677,049.12	0.00	0.88
2021.2930	*		650,000.00	27,050.00	677,050.00	677,049.12	0.00	0.88
2021.29	**		650,000.00	27,050.00	677,050.00	677,049.12	0.00	0.88

PATCHOGUE-MEDFORD UFSD



Appropriation Status Detail Report By Function & Object From 7/1/1999 To 11/30/2023

Account	Description	Budget	Adjustments	Adj. Budget	Expensed	Encumbered	Available
2021.2	***	750,000.00	0.00	750,000.00	748,390.20	1,604.18	5.62
H 2021.4000-0-SOL	INT TRSFR 2021/2022-SOLAR INITIATIVES - CONTRACTUAL	0.00	100,000.00	100,000.00	0.00	0.00	100,000.00
2021.4000	*	0.00	100,000.00	100,000.00	0.00	0.00	100,000.00
2021.40	**	0.00	100,000.00	100,000.00	0.00	0.00	100,000.00
H 2021.4500-0-SEC	INT TRSFR 2021/2022-SECURITY UPGRADES - SUPPLIES AND MATERIALS	0.00	100,000.00	100,000.00	72,110.29	2,012.54	25,877.17
2021.4500	*	0.00	100,000.00	100,000.00	72,110.29	2,012.54	25,877.17
2021.45	**	0.00	100,000.00	100,000.00	72,110.29	2,012.54	25,877.17
2021.4	***	0.00	200,000.00	200,000.00	72,110.29	2,012.54	125,877.17
2021	****	950,000.00	0.00	950,000.00	820,500.49	3,616.72	125,882.79
20	*****	950,000.00	0.00	950,000.00	820,500.49	3,616.72	125,882.79
H 2223.2009-0-1526	INT TRSFR 2022/2023 - HIGH SCHOOL CTE COSMETOLOGY - CONSTRUCTION MANAGER	75,000.00	0.00	75,000.00	69,472.72	2,027.28	3,500.00
2223.2009	*	75,000.00	0.00	75,000.00	69,472.72	2,027.28	3,500.00
2223.20	**	75,000.00	0.00	75,000.00	69,472.72	2,027.28	3,500.00
H 2223.2400-0-1526	INT TRSFR 2022/2023 - HIGH SCHOOL CTE COSMETOLOGY - ADMIN COSTS	10,000.00	-5,000.00	5,000.00	1,708.10	0.00	3,291.90
2223.2400	*	10,000.00	-5,000.00	5,000.00	1,708.10	0.00	3,291.90
H 2223.2450-0-1526	INT TRSFR 2022/2023 - HIGH SCHOOL CTE COSMETOLOGY - ARCHITECT FEES	75,000.00	0.00	75,000.00	69,829.91	4,670.09	500.00
2223.2450	*	75,000.00	0.00	75,000.00	69,829.91	4,670.09	500.00
2223.24	**	85,000.00	-5,000.00	80,000.00	71,538.01	4,670.09	3,791.90
H 2223.2930-0-1526	INT TRSFR 2022/2023 - HIGH SCHOOL CTE COSMETOLOGY - GC	1,340,000.00	5,000.00	1,345,000.00	925,847.67	417,502.33	1,650.00
2223.2930	*	1,340,000.00	5,000.00	1,345,000.00	925,847.67	417,502.33	1,650.00
2223.29	**	1,340,000.00	5,000.00	1,345,000.00	925,847.67	417,502.33	1,650.00
2223.2	***	1,500,000.00	0.00	1,500,000.00	1,066,858.40	424,199.70	8,941.90
2223	****	1,500,000.00	0.00	1,500,000.00	1,066,858.40	424,199.70	8,941.90
22	*****	1,500,000.00	0.00	1,500,000.00	1,066,858.40	424,199.70	8,941.90
H 2324.0000-0-0000	INT TRSFR 2023/24 - UNALLOCATED	1,120,038.00	0.00	1,120,038.00	0.00	0.00	1,120,038.00
2324.0000	*	1,120,038.00	0.00	1,120,038.00	0.00	0.00	1,120,038.00
2324.00	**	1,120,038.00	0.00	1,120,038.00	0.00	0.00	1,120,038.00
H 2324.0120-0-0000	INTERFUND TRANSFER 2023/24 - BAY ELEMENTARY ADDITION - UNALLOCATED	200,000.00	0.00	200,000.00	0.00	0.00	200,000.00

PATCHOGUE-MEDFORD UFSD



Appropriation Status Detail Report By Function & Object From 7/1/1999 To 11/30/2023

Account	Description	Budget	Adjustments	Adj. Budget	Expensed	Encumbered	Available
<u>H 2324.0120-0-2400</u>	INTERFUND TRANSFER 2023/24 - BAY ELEMENTARY ADDITION - ADMIN COSTS	129,962.00	0.00	129,962.00	0.00	14,600.00	115,362.00
2324.0120	*	329,962.00	0.00	329,962.00	0.00	14,600.00	315,362.00
2324.01	**	329,962.00	0.00	329,962.00	0.00	14,600.00	315,362.00
<u>H 2324.0916-0-2400</u>	OREGON - INT TRSFR 2023/24 - ADMIN COSTS	50,000.00	0.00	50,000.00	0.00	10,800.00	39,200.00
2324.0916	*	50,000.00	0.00	50,000.00	0.00	10,800.00	39,200.00
2324.09	**	50,000.00	0.00	50,000.00	0.00	10,800.00	39,200.00
2324.0	***	1,500,000.00	0.00	1,500,000.00	0.00	25,400.00	1,474,600.00
2324	****	1,500,000.00	0.00	1,500,000.00	0.00	25,400.00	1,474,600.00
23	*****	1,500,000.00	0.00	1,500,000.00	0.00	25,400.00	1,474,600.00
2	*****	3,950,000.00	0.00	3,950,000.00	1,887,358.89	453,216.42	1,609,424.69
<u>H 7999.0005-0-2000</u>	TELECOMM D/W FURN & EQUIP	796,668.51	39,554.00	836,222.51	836,222.51	0.00	0.00
<u>H 7999.0005-0-2400</u>	TELECOMM D/W SURVEY	44,000.00	-23,000.00	21,000.00	21,000.00	0.00	0.00
<u>H 7999.0005-0-2460</u>	TELECOMM D/W SURVEY AND ENGINEERING	0.00	0.00	0.00	0.00	0.00	0.00
7999.0005	*	840,668.51	16,554.00	857,222.51	857,222.51	0.00	0.00
7999.00	**	840,668.51	16,554.00	857,222.51	857,222.51	0.00	0.00
7999.0	***	840,668.51	16,554.00	857,222.51	857,222.51	0.00	0.00
7999	****	840,668.51	16,554.00	857,222.51	857,222.51	0.00	0.00
79	*****	840,668.51	16,554.00	857,222.51	857,222.51	0.00	0.00
7	*****	840,668.51	16,554.00	857,222.51	857,222.51	0.00	0.00
<u>H 8888.0001-0-2400</u>	DISTRICT WIDE WINDOWS-SURVEY	0.00	0.00	0.00	0.00	0.00	0.00
<u>H 8888.0001-0-2450</u>	DISTRICT WIDE WINDOWS - ARCHITECT	0.00	0.00	0.00	0.00	0.00	0.00
<u>H 8888.0001-0-2460</u>	DISTRICT WIDE WINDOW	0.00	0.00	0.00	0.00	0.00	0.00
8888.0001	*	0.00	0.00	0.00	0.00	0.00	0.00
8888.00	**	0.00	0.00	0.00	0.00	0.00	0.00
8888.0	***	0.00	0.00	0.00	0.00	0.00	0.00
8888	****	0.00	0.00	0.00	0.00	0.00	0.00
88	*****	0.00	0.00	0.00	0.00	0.00	0.00
8	*****	0.00	0.00	0.00	0.00	0.00	0.00
<u>H 9901.9</u>	TRANSFER TO GENERAL FUND	243,455.00	0.00	243,455.00	92,613.03	0.00	150,841.97
9901.9	*	243,455.00	0.00	243,455.00	92,613.03	0.00	150,841.97
9901.9	**	243,455.00	0.00	243,455.00	92,613.03	0.00	150,841.97

PATCHOGUE-MEDFORD UFSD



Appropriation Status Detail Report By Function & Object From 7/1/1999 To 11/30/2023

Account	Description	Budget	Adjustments	Adj. Budget	Expensed	Encumbered	Available
<u>H 9901.96</u>	INTERFUND TRANSFER TO DEBT SVC FUND	548,589.75	2,000,000.00	2,548,589.75	2,794,429.75	0.00	-245,840.00
9901.96	*	548,589.75	2,000,000.00	2,548,589.75	2,794,429.75	0.00	-245,840.00
9901.96	**	548,589.75	2,000,000.00	2,548,589.75	2,794,429.75	0.00	-245,840.00
9901.9	***	792,044.75	2,000,000.00	2,792,044.75	2,887,042.78	0.00	-94,998.03
9901	****	792,044.75	2,000,000.00	2,792,044.75	2,887,042.78	0.00	-94,998.03
<u>H 9999.0005-0-4010</u>	P/Y BAY AVE G.C.	0.00	0.00	0.00	13,701.00	0.00	-13,701.00
9999.0005	*	0.00	0.00	0.00	13,701.00	0.00	-13,701.00
9999.00	**	0.00	0.00	0.00	13,701.00	0.00	-13,701.00
9999.0	***	0.00	0.00	0.00	13,701.00	0.00	-13,701.00
<u>H 9999.9999-9-9999</u>	REMAINING BALANCE	14,529,635.87	-14,529,635.87	0.00	0.00	0.00	0.00
9999.9999	*	14,529,635.87	-14,529,635.87	0.00	0.00	0.00	0.00
9999.99	**	14,529,635.87	-14,529,635.87	0.00	0.00	0.00	0.00
9999.9	***	14,529,635.87	-14,529,635.87	0.00	0.00	0.00	0.00
9999	****	14,529,635.87	-14,529,635.87	0.00	13,701.00	0.00	-13,701.00
99	*****	15,321,680.62	-12,529,635.87	2,792,044.75	2,900,743.78	0.00	-108,699.03
9	*****	15,321,680.62	-12,529,635.87	2,792,044.75	2,900,743.78	0.00	-108,699.03
<u>H CR01.0018-0-2009</u>	CAP RES 2015 - BAY ROOF-CNST MGR	13,600.00	-8,581.40	5,018.60	5,018.60	0.00	0.00
<u>H CR01.0018-0-2450</u>	CAP RES 2015 - BAY ROOF-ARCHITECT	17,800.00	2,100.00	19,900.00	18,819.33	0.00	1,080.67
<u>H CR01.0018-0-2930</u>	CAP RES 2015 - BAY ROOF-GC	334,165.00	-210,689.00	123,476.00	123,476.00	0.00	0.00
CR01.0018	*	365,565.00	-217,170.40	148,394.60	147,313.93	0.00	1,080.67
CR01.00	**	365,565.00	-217,170.40	148,394.60	147,313.93	0.00	1,080.67
CR01.0	***	365,565.00	-217,170.40	148,394.60	147,313.93	0.00	1,080.67
CR01	****	365,565.00	-217,170.40	148,394.60	147,313.93	0.00	1,080.67
<u>H CR02.0012-0-2009</u>	CAP RES 2015 - MEDFORD WIND-CNST MGR	18,600.00	-1,661.60	16,938.40	16,938.40	0.00	0.00
<u>H CR02.0012-0-2450</u>	CAP RES 2015 - MEDFORD WIND - ARCHITECT	25,400.00	2,700.00	28,100.00	25,345.69	0.00	2,754.31
<u>H CR02.0012-0-2930</u>	CAP RES 2015 - MEDFORD WINDOWS-GC	467,752.00	-66,728.25	401,023.75	401,023.75	0.00	0.00
CR02.0012	*	511,752.00	-65,689.85	446,062.15	443,307.84	0.00	2,754.31
<u>H CR02.0013-0-2009</u>	CAP RES 2015 - MEDFORD ROOF-CNST MGR	18,600.00	-10,945.48	7,654.52	7,654.52	0.00	0.00
<u>H CR02.0013-0-2450</u>	CAP RES 2015 - MEDFORD ROOF-ARCHITECT	25,400.00	2,700.00	28,100.00	26,019.33	0.00	2,080.67
<u>H CR02.0013-0-2930</u>	CAP RES 2015 - MEDFORD ROOF-GC	467,752.00	-293,073.00	174,679.00	174,679.00	0.00	0.00

PATCHOGUE-MEDFORD UFSD



Appropriation Status Detail Report By Function & Object From 7/1/1999 To 11/30/2023

Account	Description	Budget	Adjustments	Adj. Budget	Expensed	Encumbered	Available
CR02.0013	*	511,752.00	-301,318.48	210,433.52	208,352.85	0.00	2,080.67
CR02.00	**	1,023,504.00	-367,008.33	656,495.67	651,660.69	0.00	4,834.98
CR02.0	***	1,023,504.00	-367,008.33	656,495.67	651,660.69	0.00	4,834.98
CR02	****	1,023,504.00	-367,008.33	656,495.67	651,660.69	0.00	4,834.98
H CR03.0010-0-2009	CAP RES 2015 - RIVER ROOF-CNST MGR	0.00	4,620.00	4,620.00	4,620.00	0.00	0.00
H CR03.0010-0-2450	CAP RES 2015 - RIVER ROOF-ARCHITECT	0.00	17,249.66	17,249.66	16,610.62	0.00	639.04
H CR03.0010-0-2930	CAP RES 2015 - RIVER ROOF-GC	0.00	108,000.00	108,000.00	108,000.00	0.00	0.00
CR03.0010	*	0.00	129,869.66	129,869.66	129,230.62	0.00	639.04
CR03.00	**	0.00	129,869.66	129,869.66	129,230.62	0.00	639.04
CR03.0	***	0.00	129,869.66	129,869.66	129,230.62	0.00	639.04
CR03	****	0.00	129,869.66	129,869.66	129,230.62	0.00	639.04
H CR04.0018-0-2009	CAP RES 2015 - SOUTH OCEAN LOCKERS-CNST MGR (ROOF IS INT TRSFR)	0.00	0.00	0.00	0.00	0.00	0.00
H CR04.0018-0-2450	CAP RES 2015 - SOUTH OCEAN LOCKER-ARCHITECT (ROOF IS INT TRSFR)	0.00	14,874.66	14,874.66	13,969.91	0.00	904.75
H CR04.0018-0-2930	CAP RES 2015 - SOUTH OCEAN LOCKERS-GC (ROOF IS INT TRSFR)	0.00	130,670.00	130,670.00	130,670.00	0.00	0.00
CR04.0018	*	0.00	145,544.66	145,544.66	144,639.91	0.00	904.75
CR04.00	**	0.00	145,544.66	145,544.66	144,639.91	0.00	904.75
CR04.0	***	0.00	145,544.66	145,544.66	144,639.91	0.00	904.75
CR04	****	0.00	145,544.66	145,544.66	144,639.91	0.00	904.75
H CR05.0021-0-2009	CAP RES 2015 - SAXTON ROOF-CNST MGR	38,700.00	-21,948.00	16,752.00	16,752.00	0.00	0.00
H CR05.0021-0-2450	CAP RES 2015 - SAXTON ROOF-ARCHITECT	55,600.00	4,150.00	59,750.00	54,669.33	0.00	5,080.67
H CR05.0021-0-2930	CAP RES 2015 - SAXTON ROOF-GC	1,003,382.00	-609,633.50	393,748.50	393,748.50	0.00	0.00
CR05.0021	*	1,097,682.00	-627,431.50	470,250.50	465,169.83	0.00	5,080.67
H CR05.0022-0-2009	CAP RES 2015 - SAXTON LOCKERS-CNST MGR	0.00	0.00	0.00	0.00	0.00	0.00
H CR05.0022-0-2450	CAP RES 2015 - SAXTON LOCKERS-ARCHITECT	0.00	16,750.00	16,750.00	15,841.49	0.00	908.51
H CR05.0022-0-2930	CAP RES 2015 - SAXTON LOCKERS-GC	0.00	184,340.00	184,340.00	184,340.00	0.00	0.00
CR05.0022	*	0.00	201,090.00	201,090.00	200,181.49	0.00	908.51
CR05.00	**	1,097,682.00	-426,341.50	671,340.50	665,351.32	0.00	5,989.18
CR05.0	***	1,097,682.00	-426,341.50	671,340.50	665,351.32	0.00	5,989.18
CR05	****	1,097,682.00	-426,341.50	671,340.50	665,351.32	0.00	5,989.18
H CR08.0011-0-2009	CAP RES 2015 - BARTON ROOF-CNST MGR	23,000.00	-14,141.00	8,859.00	8,859.00	0.00	0.00

PATCHOGUE-MEDFORD UFSD



Appropriation Status Detail Report By Function & Object From 7/1/1999 To 11/30/2023

Account	Description	Budget	Adjustments	Adj. Budget	Expensed	Encumbered	Available
<u>H CR08.0011-0-2450</u>	CAP RES 2015 - BARTON ROOF-ARCHITECT	32,000.00	3,350.00	35,350.00	32,269.32	0.00	3,080.68
<u>H CR08.0011-0-2930</u>	CAP RES 2015 - BARTON ROOF-GC	584,714.00	-382,678.00	202,036.00	202,036.00	0.00	0.00
CR08.0011	*	639,714.00	-393,469.00	246,245.00	243,164.32	0.00	3,080.68
CR08.00	**	639,714.00	-393,469.00	246,245.00	243,164.32	0.00	3,080.68
CR08.0	***	639,714.00	-393,469.00	246,245.00	243,164.32	0.00	3,080.68
CR08	****	639,714.00	-393,469.00	246,245.00	243,164.32	0.00	3,080.68
<u>H CR10.0012-0-2009</u>	CAP RES 2015 - TREMONT ROOF-CNST MGR	26,200.00	-14,819.12	11,380.88	11,380.88	0.00	0.00
<u>H CR10.0012-0-2450</u>	CAP RES 2015 - TREMONT ROOF-ARCHITECT	36,700.00	3,150.00	39,850.00	36,769.33	0.00	3,080.67
<u>H CR10.0012-0-2930</u>	CAP RES 2015 - TREMONT ROOF-GC	668,231.00	-400,736.00	267,495.00	267,495.00	0.00	0.00
CR10.0012	*	731,131.00	-412,405.12	318,725.88	315,645.21	0.00	3,080.67
CR10.00	**	731,131.00	-412,405.12	318,725.88	315,645.21	0.00	3,080.67
CR10.0	***	731,131.00	-412,405.12	318,725.88	315,645.21	0.00	3,080.67
CR10	****	731,131.00	-412,405.12	318,725.88	315,645.21	0.00	3,080.67
<u>H CR11.0013-0-2009</u>	CAP RES 2015 - EAGLE ROOF-CNST MGR	21,400.00	-12,284.84	9,115.16	9,115.16	0.00	0.00
<u>H CR11.0013-0-2450</u>	CAP RES 2015 - EAGLE ROOF-ARCHITECT	29,700.00	3,420.00	33,120.00	30,039.34	0.00	3,080.66
<u>H CR11.0013-0-2930</u>	CAP RES 2015 - EAGLE ROOF-GC	542,906.00	-332,005.50	210,900.50	210,900.50	0.00	0.00
CR11.0013	*	594,006.00	-340,870.34	253,135.66	250,055.00	0.00	3,080.66
CR11.00	**	594,006.00	-340,870.34	253,135.66	250,055.00	0.00	3,080.66
CR11.0	***	594,006.00	-340,870.34	253,135.66	250,055.00	0.00	3,080.66
CR11	****	594,006.00	-340,870.34	253,135.66	250,055.00	0.00	3,080.66
<u>H CR13.0012-0-2009</u>	CAP RES 2015 - CANAAN ROOF-CNST MGR	19,900.00	-11,629.43	8,270.57	8,270.57	0.00	0.00
<u>H CR13.0012-0-2450</u>	CAP RES 2015 - CANAAN ROOF-ARCHITECT	27,300.00	2,600.00	29,900.00	27,819.34	0.00	2,080.66
<u>H CR13.0012-0-2930</u>	CAP RES 2015 - CANAAN ROOF-GC	501,198.00	-300,126.00	201,072.00	201,072.00	0.00	0.00
CR13.0012	*	548,398.00	-309,155.43	239,242.57	237,161.91	0.00	2,080.66
CR13.00	**	548,398.00	-309,155.43	239,242.57	237,161.91	0.00	2,080.66
CR13.0	***	548,398.00	-309,155.43	239,242.57	237,161.91	0.00	2,080.66
CR13	****	548,398.00	-309,155.43	239,242.57	237,161.91	0.00	2,080.66
<u>H CR15.0020-0-2009</u>	CAP RES 2015 - HS ROOF AND TENNIS COURTS-CNST MGR	0.00	53,096.48	53,096.48	53,096.48	0.00	0.00
<u>H CR15.0020-0-2400</u>	CAP RES 2015 - HS ROOF AND TENNIS COURTS-ADMIN COSTS	0.00	0.00	0.00	0.00	0.00	0.00
<u>H CR15.0020-0-2450</u>	CAP RES 2015 - HS ROOF AND TENNIS COURTS-ARCHITECT	0.00	120,149.66	120,149.66	119,111.58	0.00	1,038.08

PATCHOGUE-MEDFORD UFSD



Appropriation Status Detail Report By Function & Object From 7/1/1999 To 11/30/2023

Account	Description	Budget	Adjustments	Adj. Budget	Expensed	Encumbered	Available
<u>H CR15.0020-0-2930</u>	CAP RES 2015 - HS ROOF AND TENNIS COURTS-GC	0.00	1,282,002.00	1,282,002.00	1,282,002.00	0.00	0.00
CR15.0020	*	0.00	1,455,248.14	1,455,248.14	1,454,210.06	0.00	1,038.08
CR15.00	**	0.00	1,455,248.14	1,455,248.14	1,454,210.06	0.00	1,038.08
CR15.0	***	0.00	1,455,248.14	1,455,248.14	1,454,210.06	0.00	1,038.08
CR15	****	0.00	1,455,248.14	1,455,248.14	1,454,210.06	0.00	1,038.08
<u>H CR18.0000-0-0000</u>	CAP RESERVE 2018 - UNALLOCATED - TRANSFER BACK TO GF RESERVE	4,300,000.00	-3,508,540.34	791,459.66	791,459.66	0.00	0.00
<u>H CR18.0000-0-0001</u>	CAP RESERVE 2018 - UNALLOCATED- PROJECTS APPROVED 5-21-2019	0.00	539,576.92	539,576.92	0.00	0.00	539,576.92
CR18.0000	*	4,300,000.00	-2,968,963.42	1,331,036.58	791,459.66	0.00	539,576.92
CR18.00	**	4,300,000.00	-2,968,963.42	1,331,036.58	791,459.66	0.00	539,576.92
<u>H CR18.0119-0-2009</u>	BAY - CAP RESERVE 2018 - ADA- CONSTRUCTION MANAGER	0.00	0.00	0.00	0.00	0.00	0.00
<u>H CR18.0119-0-2400</u>	BAY - CAP RESERVE 2018 - ADA-ADMIN FEE	0.00	0.00	0.00	0.00	0.00	0.00
CR18.0119	*	0.00	0.00	0.00	0.00	0.00	0.00
<u>H CR18.0120-0-0000</u>	CAP RESERVE 2018 - BAY ELEMENTARY ADDITION - UNALLOCATED (5/16/23)	7,870,038.00	0.00	7,870,038.00	0.00	0.00	7,870,038.00
<u>H CR18.0120-0-2009</u>	CAP RESERVE 2018 - BAY ELEMENTARY ADDITION - CONSTRUCTION MANAGER (5/16/23)	700,000.00	0.00	700,000.00	0.00	0.00	700,000.00
CR18.0120	*	8,570,038.00	0.00	8,570,038.00	0.00	0.00	8,570,038.00
CR18.01	**	8,570,038.00	0.00	8,570,038.00	0.00	0.00	8,570,038.00
<u>H CR18.0214-0-2009</u>	CAP RESERVE 2018 - MEDFORD - PLAYGROUND, BUS LOOP, ADA- CONSTRUCTION MANAGER	0.00	16,025.00	16,025.00	16,025.00	0.00	0.00
<u>H CR18.0214-0-2400</u>	CAP RESERVE 2018 - MEDFORD - PLAYGROUND, BUS LOOP, ADA-ADMIN COSTS	25,000.00	-19,085.00	5,915.00	5,915.00	0.00	0.00
<u>H CR18.0214-0-2450</u>	CAP RESERVE 2018 - MEDFORD - PLAYGROUND, BUS LOOP, ADA-ARCHITECT	75,000.00	-68,765.27	6,234.73	6,234.73	0.00	0.00
<u>H CR18.0214-0-2930</u>	CAP RESERVE 2018 - MEDFORD - PLAYGROUND, BUS LOOP, ADA-GC	0.00	507,615.63	507,615.63	507,615.63	0.00	0.00
CR18.0214	*	100,000.00	435,790.36	535,790.36	535,790.36	0.00	0.00
CR18.02	**	100,000.00	435,790.36	535,790.36	535,790.36	0.00	0.00
<u>H CR18.0311-0-2009</u>	CAP RESERVE 2018 - RIVER PLAYGROUND- CONSTRUCTION MANAGER	0.00	2,500.06	2,500.06	2,500.06	0.00	0.00
<u>H CR18.0311-0-2930</u>	CAP RESERVE 2018 - RIVER PLAYGROUND- GC	0.00	7,400.00	7,400.00	7,400.00	0.00	0.00

PATCHOGUE-MEDFORD UFSD



Appropriation Status Detail Report By Function & Object From 7/1/1999 To 11/30/2023

Account	Description	Budget	Adjustments	Adj. Budget	Expensed	Encumbered	Available
CR18.0311	*	0.00	9,900.06	9,900.06	9,900.06	0.00	0.00
CR18.03	**	0.00	9,900.06	9,900.06	9,900.06	0.00	0.00
<u>H CR18.0523-0-2009</u>	CAP RESERVE 2018 - SAXTON ADA & TRACK-CONSTRUCTION MANAGER	0.00	38,634.00	38,634.00	38,634.00	0.00	0.00
<u>H CR18.0523-0-2400</u>	CAP RESERVE 2018 - SAXTON ADA & TRACK-ADMIN COSTS	25,000.00	-10,912.00	14,088.00	14,088.00	0.00	0.00
<u>H CR18.0523-0-2450</u>	CAP RESERVE 2018 - SAXTON ADA & TRACK-ARCHITECT	75,000.00	-11,338.65	63,661.35	63,661.35	0.00	0.00
<u>H CR18.0523-0-2930</u>	CAP RESERVE 2018 - SAXTON ADA & TRACK-GC	0.00	1,055,430.06	1,055,430.06	1,055,430.06	0.00	0.00
CR18.0523	*	100,000.00	1,071,813.41	1,171,813.41	1,171,813.41	0.00	0.00
CR18.05	**	100,000.00	1,071,813.41	1,171,813.41	1,171,813.41	0.00	0.00
<u>H CR18.0812-0-2009</u>	CAP RESERVE 2018 - BARTON PLAYGROUND-CONSTRUCTION MANAGER	0.00	7,742.00	7,742.00	7,742.00	0.00	0.00
CR18.0812	*	0.00	7,742.00	7,742.00	7,742.00	0.00	0.00
CR18.08	**	0.00	7,742.00	7,742.00	7,742.00	0.00	0.00
<u>H CR18.0913-0-2009</u>	CAP RESERVE 2018 - OREGON ADA & TRACK-CONSTRUCTION MANAGER	0.00	41,423.00	41,423.00	41,423.00	0.00	0.00
<u>H CR18.0913-0-2400</u>	CAP RESERVE 2018 - OREGON ADA & TRACK-ADMIN COSTS	25,000.00	-11,140.00	13,860.00	13,860.00	0.00	0.00
<u>H CR18.0913-0-2450</u>	CAP RESERVE 2018 - OREGON ADA & TRACK-ARCHITECT	75,000.00	-21,183.79	53,816.21	53,816.21	0.00	0.00
<u>H CR18.0913-0-2930</u>	CAP RESERVE 2018 - OREGON ADA & TRACK-GC	0.00	1,046,743.89	1,046,743.89	1,046,743.89	0.00	0.00
CR18.0913	*	100,000.00	1,055,843.10	1,155,843.10	1,155,843.10	0.00	0.00
<u>H CR18.0914-1-2009</u>	CAP RESERVE 2018 - 5/21/2019 - OREGON WINDOWS-CONSTRUCTION MANAGER	0.00	60,089.62	60,089.62	60,089.62	0.00	0.00
<u>H CR18.0914-1-2400</u>	CAP RESERVE 2018 - 5/21/2019 - OREGON WINDOWS-ADMIN COSTS	0.00	33,253.74	33,253.74	33,253.74	0.00	0.00
<u>H CR18.0914-1-2450</u>	CAP RESERVE 2018 - 5/21/2019 - OREGON WINDOWS-ARCHITECT FEES	0.00	76,292.89	76,292.89	76,292.89	0.00	0.00
<u>H CR18.0914-1-2930</u>	CAP RESERVE 2018 - 5/21/2019 - OREGON WINDOWS-GC	0.00	1,399,400.00	1,399,400.00	1,399,400.00	0.00	0.00
CR18.0914	*	0.00	1,569,036.25	1,569,036.25	1,569,036.25	0.00	0.00
CR18.09	**	100,000.00	2,624,879.35	2,724,879.35	2,724,879.35	0.00	0.00
CR18.0	***	13,170,038.00	1,181,161.76	14,351,199.76	5,241,584.84	0.00	9,109,614.92
<u>H CR18.2009-0-1013</u>	CAP RESERVE 2018 - TREMONT PLAYGROUND-CONSTRUCTION MANAGER	0.00	0.00	0.00	0.00	0.00	0.00

PATCHOGUE-MEDFORD UFSD



Appropriation Status Detail Report By Function & Object From 7/1/1999 To 11/30/2023

Account	Description	Budget	Adjustments	Adj. Budget	Expensed	Encumbered	Available
<u>H CR18.2009-0-1114</u>	CAP RESERVE 2018 - EAGLE PLAYGROUND -CONSTRUCTION MANAGER	0.00	0.00	0.00	0.00	0.00	0.00
<u>H CR18.2009-0-1313</u>	CAP RESERVE 2018 - CANAAN PLAYGROUND-CONSTRUCTION MANAGER	0.00	0.00	0.00	0.00	0.00	0.00
<u>H CR18.2009-0-1314</u>	CAP RESERVE 2018 - CANAAN VESTIBULE- CONSTRUCTION MANAGER	0.00	15,473.00	15,473.00	15,473.00	0.00	0.00
<u>H CR18.2009-0-1522</u>	CAP RESERVE 2018 - HS DUST COLLECTION-CONSTRUCTION MANAGER	0.00	11,300.00	11,300.00	11,300.00	0.00	0.00
<u>H CR18.2009-1-1524</u>	CAP RESERVE 2018 - 5/21/2019 - HIGH SCHOOL FIRE ALARM-CONSTRUCTION MANAGER	0.00	12,440.76	12,440.76	12,440.76	0.00	0.00
CR18.2009	*	0.00	39,213.76	39,213.76	39,213.76	0.00	0.00
CR18.20	**	0.00	39,213.76	39,213.76	39,213.76	0.00	0.00
<u>H CR18.2400-0-1114</u>	CAP RESERVE 2018 - EAGLE PLAYGROUND -ADMIN COSTS	0.00	0.00	0.00	0.00	0.00	0.00
<u>H CR18.2400-0-1314</u>	CAP RESERVE 2018 - CANAAN VESTIBULE- ADMIN COSTS	0.00	897.00	897.00	897.00	0.00	0.00
<u>H CR18.2400-0-1522</u>	CAP RESERVE 2018 - HS DUST COLLECTION-ADMIN COSTS	0.00	832.00	832.00	832.00	0.00	0.00
<u>H CR18.2400-1-1524</u>	CAP RESERVE 2018 - 5/21/2019 - HIGH SCHOOL FIRE ALARM-ADMIN COSTS	0.00	11,141.38	11,141.38	11,141.38	0.00	0.00
CR18.2400	*	0.00	12,870.38	12,870.38	12,870.38	0.00	0.00
<u>H CR18.2450-0-1314</u>	CAP RESERVE 2018 - CANAAN VESTIBULE- ARCHITECT FEES	0.00	1,601.14	1,601.14	1,601.14	0.00	0.00
<u>H CR18.2450-0-1522</u>	CAP RESERVE 2018 - HS DUST COLLECTION-ARCHITECT FEES	0.00	15,755.85	15,755.85	15,755.85	0.00	0.00
<u>H CR18.2450-1-1524</u>	CAP RESERVE 2018 - 5/21/2019 - HIGH SCHOOL FIRE ALARM-ARCHITECT FEES	0.00	15,449.44	15,449.44	17,193.19	0.00	-1,743.75
CR18.2450	*	0.00	32,806.43	32,806.43	34,550.18	0.00	-1,743.75
CR18.24	**	0.00	45,676.81	45,676.81	47,420.56	0.00	-1,743.75
<u>H CR18.2930-0-1013</u>	CAP RESERVE 2018 - TREMONT PLAYGROUND-GC	0.00	0.00	0.00	0.00	0.00	0.00
<u>H CR18.2930-0-1114</u>	CAP RESERVE 2018 - EAGLE PLAYGROUND -GC	0.00	0.00	0.00	0.00	0.00	0.00
<u>H CR18.2930-0-1313</u>	CAP RESERVE 2018 - CANAAN PLAYGROUND-GC	0.00	0.00	0.00	0.00	0.00	0.00
<u>H CR18.2930-0-1314</u>	CAP RESERVE 2018 - CANAAN VESTIBULE- GC	0.00	365,164.24	365,164.24	365,164.24	0.00	0.00

PATCHOGUE-MEDFORD UFSD



Appropriation Status Detail Report By Function & Object From 7/1/1999 To 11/30/2023

Account	Description	Budget	Adjustments	Adj. Budget	Expensed	Encumbered	Available
<u>H CR18.2930-0-1522</u>	CAP RESERVE 2018 - HS DUST COLLECTION-GC	0.00	280,818.91	280,818.91	280,818.91	0.00	0.00
<u>H CR18.2930-1-1524</u>	CAP RESERVE 2018 - 5/21/2019 - HIGH SCHOOL FIRE ALARM-GC	0.00	352,355.25	352,355.25	352,355.25	0.00	0.00
CR18.2930	*	0.00	998,338.40	998,338.40	998,338.40	0.00	0.00
CR18.29	**	0.00	998,338.40	998,338.40	998,338.40	0.00	0.00
CR18.2	***	0.00	1,083,228.97	1,083,228.97	1,084,972.72	0.00	-1,743.75
<u>H CR18.3901-0-2009</u>	CAP RESERVE 2018 - HS GREENHOUSE-CONSTRUCTION MANAGER	0.00	21,651.42	21,651.42	21,651.42	0.00	0.00
<u>H CR18.3901-0-2400</u>	CAP RESERVE 2018 - HS GREENHOUSE-ADMIN COSTS	0.00	1,218.00	1,218.00	1,218.00	0.00	0.00
<u>H CR18.3901-0-2450</u>	CAP RESERVE 2018 - HS GREENHOUSE-ARCHITECT FEES	0.00	1,657.85	1,657.85	1,657.85	0.00	0.00
<u>H CR18.3901-0-2930</u>	CAP RESERVE 2018 - HS GREENHOUSE-GC	0.00	211,082.00	211,082.00	211,082.00	0.00	0.00
CR18.3901	*	0.00	235,609.27	235,609.27	235,609.27	0.00	0.00
CR18.39	**	0.00	235,609.27	235,609.27	235,609.27	0.00	0.00
CR18.3	***	0.00	235,609.27	235,609.27	235,609.27	0.00	0.00
CR18	****	13,170,038.00	2,500,000.00	15,670,038.00	6,562,166.83	0.00	9,107,871.17
<u>H CR22.0120-0-0000</u>	CAP RESERVE 2022 - BAY ELEMENTARY ADDITION - UNALLOCATED (5/16/23)	4,200,000.00	0.00	4,200,000.00	0.00	0.00	4,200,000.00
<u>H CR22.0120-0-2450</u>	CAP RESERVE 2022 - BAY ELEMENTARY ADDITION - ARCHITECT FEES (5/16/23)	800,000.00	0.00	800,000.00	0.00	0.00	800,000.00
CR22.0120	*	5,000,000.00	0.00	5,000,000.00	0.00	0.00	5,000,000.00
CR22.01	**	5,000,000.00	0.00	5,000,000.00	0.00	0.00	5,000,000.00
CR22.0	***	5,000,000.00	0.00	5,000,000.00	0.00	0.00	5,000,000.00
CR22	****	5,000,000.00	0.00	5,000,000.00	0.00	0.00	5,000,000.00
<u>H CRSC.7999-0-2000</u>	CAP RES 2015 - SECURITY - EQUIPMENT	0.00	156,302.05	156,302.05	156,302.05	0.00	0.00
<u>H CRSC.7999-0-2930</u>	CAP RES 2015 - SECURITY - GC	0.00	579,455.61	579,455.61	579,455.61	0.00	0.00
CRSC.7999	*	0.00	735,757.66	735,757.66	735,757.66	0.00	0.00
CRSC.79	**	0.00	735,757.66	735,757.66	735,757.66	0.00	0.00
CRSC.7	***	0.00	735,757.66	735,757.66	735,757.66	0.00	0.00
CRSC	****	0.00	735,757.66	735,757.66	735,757.66	0.00	0.00
CR	*****	23,170,038.00	2,500,000.00	25,670,038.00	11,536,357.46	0.00	14,133,680.54
C	*****	23,170,038.00	2,500,000.00	25,670,038.00	11,536,357.46	0.00	14,133,680.54
<u>H EPC0.2009</u>	ENERGY PERF - CONST MGR	266,289.12	0.00	266,289.12	254,225.00	0.00	12,064.12

PATCHOGUE-MEDFORD UFSD

Appropriation Status Detail Report By Function & Object From 7/1/1999 To 11/30/2023



Account	Description		Budget	Adjustments	Adj. Budget	Expensed	Encumbered	Available
EPC0.2009		*	266,289.12	0.00	266,289.12	254,225.00	0.00	12,064.12
EPC0.20		**	266,289.12	0.00	266,289.12	254,225.00	0.00	12,064.12
H EPC0.2450	ENERGY PERF - ARCHITECT		266,289.12	0.00	266,289.12	254,225.00	0.00	12,064.12
EPC0.2450		*	266,289.12	0.00	266,289.12	254,225.00	0.00	12,064.12
EPC0.24		**	266,289.12	0.00	266,289.12	254,225.00	0.00	12,064.12
H EPC0.2930	ENERGY PERF - JOHNSON CONTROLS		10,160,969.83	0.00	10,160,969.83	10,094,081.00	0.00	66,888.83
EPC0.2930		*	10,160,969.83	0.00	10,160,969.83	10,094,081.00	0.00	66,888.83
EPC0.29		**	10,160,969.83	0.00	10,160,969.83	10,094,081.00	0.00	66,888.83
EPC0.2		***	10,693,548.07	0.00	10,693,548.07	10,602,531.00	0.00	91,017.07
EPC0		****	10,693,548.07	0.00	10,693,548.07	10,602,531.00	0.00	91,017.07
EP		*****	10,693,548.07	0.00	10,693,548.07	10,602,531.00	0.00	91,017.07
H EX01.0016-0-2009	EXCEL-BAY ELEVATOR-CONST MGR		0.00	41,663.04	41,663.04	41,663.04	0.00	0.00
H EX01.0016-0-2400	EXCEL-BAY ELEVATOR - ADMIN		0.00	11,062.76	11,062.76	11,062.76	0.00	0.00
H EX01.0016-0-2450	EXCEL-BAY ELEVATOR-ARCH FEE		0.00	45,620.31	45,620.31	45,620.31	0.00	0.00
H EX01.0016-0-2930	EXCEL-BAY ELEVATOR-GC		0.00	442,701.10	442,701.10	442,701.10	0.00	0.00
H EX01.0016-0-2940	EXCEL-BAY ELEVATOR-HVAC		0.00	106,861.70	106,861.70	106,861.70	0.00	0.00
H EX01.0016-0-2950	EXCEL-BAY ELEVATOR-PLUMBING		0.00	0.00	0.00	0.00	0.00	0.00
H EX01.0016-0-2960	EXCEL-BAY ELEVATOR-ELECTRIC		0.00	75,255.00	75,255.00	75,255.00	0.00	0.00
H EX01.0016-0-2970	EXCEL-BAY ELEVATOR-SITE DEVELOPMENT		0.00	1,092.04	1,092.04	1,092.04	0.00	0.00
H EX01.0016-0-2990	EXCEL-BAY ELEVATOR-SOFT COSTS		0.00	0.00	0.00	0.00	0.00	0.00
EX01.0016		*	0.00	724,255.95	724,255.95	724,255.95	0.00	0.00
EX01.00		**	0.00	724,255.95	724,255.95	724,255.95	0.00	0.00
EX01.0		***	0.00	724,255.95	724,255.95	724,255.95	0.00	0.00
EX01		****	0.00	724,255.95	724,255.95	724,255.95	0.00	0.00
H EX04.0015-0-2000	EXCEL-S OCEAN WINDOWS-EQUIP		0.00	10,158.06	10,158.06	0.00	0.00	10,158.06
H EX04.0015-0-2009	EXCEL-S OCEAN WINDOWS-CONST MGR		0.00	21,130.00	21,130.00	20,825.43	0.00	304.57
H EX04.0015-0-2400	EXCEL-S OCEAN WINDOWS - ADMIN		0.00	18,800.74	18,800.74	10,461.22	0.00	8,339.52
H EX04.0015-0-2450	EXCEL-S OCEAN WINDOWS-ARCH EXP		0.00	25,401.14	25,401.14	25,401.14	0.00	0.00
H EX04.0015-0-2930	EXCEL-S OCEAN WINDOWS-GC		0.00	416,446.96	416,446.96	416,446.96	0.00	0.00
EX04.0015		*	0.00	491,936.90	491,936.90	473,134.75	0.00	18,802.15
H EX04.0016-0-2009	EXCEL-S OCEAN PA SYSTEM-CONST MGR		0.00	10,140.00	10,140.00	9,666.55	0.00	473.45
H EX04.0016-0-2400	EXCEL-S OCEAN PA SYSTEM - ADMIN		0.00	8,744.53	8,744.53	2,249.24	0.00	6,495.29
H EX04.0016-0-2450	EXCEL-S OCEAN PA SYSTEM-ARCH FEE		0.00	18,800.00	18,800.00	11,856.87	0.00	6,943.13

PATCHOGUE-MEDFORD UFSD



Appropriation Status Detail Report By Function & Object From 7/1/1999 To 11/30/2023

Account	Description	Budget	Adjustments	Adj. Budget	Expensed	Encumbered	Available
<u>H EX04.0016-0-2960</u>	EXCEL-S OCEAN PA SYSTEM-ELECTRIC	0.00	176,750.00	176,750.00	176,750.00	0.00	0.00
EX04.0016	*	0.00	214,434.53	214,434.53	200,522.66	0.00	13,911.87
EX04.00	**	0.00	706,371.43	706,371.43	673,657.41	0.00	32,714.02
EX04.0	***	0.00	706,371.43	706,371.43	673,657.41	0.00	32,714.02
EX04	****	0.00	706,371.43	706,371.43	673,657.41	0.00	32,714.02
<u>H EX05.0016-0-2009</u>	EXCEL-SAXTON STAGE CURTAIN-CONST MGR	0.00	4,840.00	4,840.00	4,340.00	0.00	500.00
<u>H EX05.0016-0-2400</u>	EXCEL-SAXTON STAGE CURTAIN - ADMIN	0.00	3,935.04	3,935.04	2,947.60	0.00	987.44
<u>H EX05.0016-0-2450</u>	EXCEL-SAXTON STAGE CURTAIN ARCH FEE	0.00	18,210.00	18,210.00	10,441.45	0.00	7,768.55
<u>H EX05.0016-0-2930</u>	EXCEL-SAXTON STAGE-GC	0.00	153,500.00	153,500.00	143,048.00	0.00	10,452.00
EX05.0016	*	0.00	180,485.04	180,485.04	160,777.05	0.00	19,707.99
<u>H EX05.0017-0-2009</u>	EXCEL-SAXTON WINDOWS-CONST MGR	0.00	60,750.00	60,750.00	60,355.75	0.00	394.25
<u>H EX05.0017-0-2400</u>	EXCEL-SAXTON WINDOWS - ADMIN	0.00	43,831.50	43,831.50	28,139.03	0.00	15,692.47
<u>H EX05.0017-0-2450</u>	EXCEL-SAXTON WINDOWS-ARCH FEE	0.00	62,535.16	62,535.16	62,535.16	0.00	0.00
<u>H EX05.0017-0-2930</u>	EXCEL-SAXTON WINDOWS-GC	0.00	982,431.75	982,431.75	982,431.75	0.00	0.00
EX05.0017	*	0.00	1,149,548.41	1,149,548.41	1,133,461.69	0.00	16,086.72
<u>H EX05.0018-0-2009</u>	EXCEL-SAXTON AUD AC-CONST MGR	0.00	20,990.00	20,990.00	20,511.00	0.00	479.00
<u>H EX05.0018-0-2400</u>	EXCEL-SAXTON AUD AC -ADMIN	0.00	4,062.83	4,062.83	4,062.83	0.00	0.00
<u>H EX05.0018-0-2450</u>	EXCEL-SAXTON AUD AC-ARCH FEE	0.00	16,251.95	16,251.95	16,251.95	0.00	0.00
<u>H EX05.0018-0-2930</u>	EXCEL-SAXTON AUD AC-GC	0.00	2,500.00	2,500.00	0.00	0.00	2,500.00
<u>H EX05.0018-0-2940</u>	EXCEL-SAXTON AUD AC-HVAC	0.00	190,152.97	190,152.97	190,152.97	0.00	0.00
<u>H EX05.0018-0-2960</u>	EXCEL-SAXTON AUD AC-ELECTRIC	0.00	35,780.64	35,780.64	35,780.64	0.00	0.00
EX05.0018	*	0.00	269,738.39	269,738.39	266,759.39	0.00	2,979.00
EX05.00	**	0.00	1,599,771.84	1,599,771.84	1,560,998.13	0.00	38,773.71
EX05.0	***	0.00	1,599,771.84	1,599,771.84	1,560,998.13	0.00	38,773.71
EX05	****	0.00	1,599,771.84	1,599,771.84	1,560,998.13	0.00	38,773.71
<u>H EX11.0011-0-2009</u>	EXCEL-EAGLE AUD SOUND-CONST MGR	0.00	2,425.37	2,425.37	2,425.37	0.00	0.00
<u>H EX11.0011-0-2400</u>	EXCEL-EAGLE AUD SOUND - ADMIN	0.00	336.96	336.96	336.96	0.00	0.00
<u>H EX11.0011-0-2450</u>	EXCEL-EAGLE AUD SOUND-ARCH FEE	0.00	2,610.50	2,610.50	2,610.50	0.00	0.00
<u>H EX11.0011-0-2960</u>	EXCEL-EAGLE AUD SOUND-ELECTRIC	0.00	23,363.00	23,363.00	23,363.00	0.00	0.00
EX11.0011	*	0.00	28,735.83	28,735.83	28,735.83	0.00	0.00
EX11.00	**	0.00	28,735.83	28,735.83	28,735.83	0.00	0.00
EX11.0	***	0.00	28,735.83	28,735.83	28,735.83	0.00	0.00

PATCHOGUE-MEDFORD UFSD



Appropriation Status Detail Report By Function & Object From 7/1/1999 To 11/30/2023

Account	Description	Budget	Adjustments	Adj. Budget	Expensed	Encumbered	Available
EX11	****	0.00	28,735.83	28,735.83	28,735.83	0.00	0.00
H EX79.0007-0-2000	EXCEL-D/W TECHNOLOGY-EQUIPMENT	165,000.00	1,480,868.00	1,645,868.00	1,643,743.69	0.00	2,124.31
H EX79.0007-0-2009	EXCEL-D/W TECHNOLOGY-CONST MGR	0.00	192,700.00	192,700.00	187,424.09	0.00	5,275.91
H EX79.0007-0-2400	EXCEL-D/W TECHNOLOGY - ADMIN	0.00	125,732.15	125,732.15	125,732.15	0.00	0.00
H EX79.0007-0-2450	EXCEL-D/W TECHNOLOGY-ARCH FEE	0.00	210,022.01	210,022.01	210,022.01	0.00	0.00
H EX79.0007-0-2960	EXCEL-D/W TECHNOLOGY-ELECTRIC	0.00	2,227,389.21	2,227,389.21	1,997,500.78	0.00	229,888.43
EX79.0007	*	165,000.00	4,236,711.37	4,401,711.37	4,164,422.72	0.00	237,288.65
H EX79.0008-0-2009	EXCEL-D/W SURVEILLANCE-CONST MGR	0.00	62,200.00	62,200.00	57,092.95	0.00	5,107.05
H EX79.0008-0-2400	EXCEL-D/W SURVEILLANCE-ADMIN	0.00	22,661.04	22,661.04	22,661.04	0.00	0.00
H EX79.0008-0-2450	EXCEL-D/W SURVEILLANCE ARCH FEE	0.00	93,116.06	93,116.06	93,116.06	0.00	0.00
H EX79.0008-0-2960	EXCEL-D/W SURVEILLANCE-ELECTRIC	0.00	1,438,265.48	1,438,265.48	1,438,265.48	0.00	0.00
EX79.0008	*	0.00	1,616,242.58	1,616,242.58	1,611,135.53	0.00	5,107.05
H EX79.0009-0-2400	EXCEL D/W TECHNOLOGY - ADMIN	0.00	0.00	0.00	0.00	0.00	0.00
EX79.0009	*	0.00	0.00	0.00	0.00	0.00	0.00
EX79.00	**	165,000.00	5,852,953.95	6,017,953.95	5,775,558.25	0.00	242,395.70
EX79.0	***	165,000.00	5,852,953.95	6,017,953.95	5,775,558.25	0.00	242,395.70
EX79	****	165,000.00	5,852,953.95	6,017,953.95	5,775,558.25	0.00	242,395.70
EX	*****	165,000.00	8,912,089.00	9,077,089.00	8,763,205.57	0.00	313,883.43
E	*****	10,858,548.07	8,912,089.00	19,770,637.07	19,365,736.57	0.00	404,900.50
H SB15.0BA2-0-2450	SMART SCHOOLS PHASE 2 - ARCHITECT	6,532.00	-6,532.00	0.00	0.00	0.00	0.00
H SB15.0BA2-0-2930	SMART SCHOOLS PHASE 2 - GC	130,650.00	-130,650.00	0.00	0.00	0.00	0.00
SB15.0BA2	*	137,182.00	-137,182.00	0.00	0.00	0.00	0.00
SB15.0B	**	137,182.00	-137,182.00	0.00	0.00	0.00	0.00
H SB15.0SB1-0-2400	SMART SCHOOLS PHASE 1 - ADMIN	8,500.00	-8,500.00	0.00	0.00	0.00	0.00
H SB15.0SB1-0-2450	SMART SCHOOLS PHASE 1 - ARCHITECT	13,500.00	-1,000.00	12,500.00	12,500.00	0.00	0.00
H SB15.0SB1-0-2930	SMART SCHOOLS PHASE 1 - GC	351,942.00	-9,998.50	341,943.50	341,943.50	0.00	0.00
SB15.0SB1	*	373,942.00	-19,498.50	354,443.50	354,443.50	0.00	0.00
SB15.0S	**	373,942.00	-19,498.50	354,443.50	354,443.50	0.00	0.00
SB15.0	***	511,124.00	-156,680.50	354,443.50	354,443.50	0.00	0.00
SB15	****	511,124.00	-156,680.50	354,443.50	354,443.50	0.00	0.00
H SB79.0009-0-2009	SMART SCHOOLS PHASE 3 - CONSTRUCTION MANAGER	71,464.00	0.00	71,464.00	0.00	0.00	71,464.00
H SB79.0009-0-2450	SMART SCHOOLS PHASE 3 - ARCHITECT	79,714.00	0.00	79,714.00	51,912.07	18,462.03	9,339.90
H SB79.0009-0-2930	SMART SCHOOLS PHASE 3 - GC	1,437,351.00	-254,890.00	1,182,461.00	611,702.25	0.00	570,758.75

PATCHOGUE-MEDFORD UFSD



Appropriation Status Detail Report By Function & Object From 7/1/1999 To 11/30/2023

Account	Description		Budget	Adjustments	Adj. Budget	Expensed	Encumbered	Available
SB79.0009		*	1,588,529.00	-254,890.00	1,333,639.00	663,614.32	18,462.03	651,562.65
SB79.00		**	1,588,529.00	-254,890.00	1,333,639.00	663,614.32	18,462.03	651,562.65
SB79.0		***	1,588,529.00	-254,890.00	1,333,639.00	663,614.32	18,462.03	651,562.65
SB79		****	1,588,529.00	-254,890.00	1,333,639.00	663,614.32	18,462.03	651,562.65
SB		*****	2,099,653.00	-411,570.50	1,688,082.50	1,018,057.82	18,462.03	651,562.65
S		*****	2,099,653.00	-411,570.50	1,688,082.50	1,018,057.82	18,462.03	651,562.65
H X201.0011-0-2009	EXCEL2-BAY-CONST MGR		0.00	7,942.39	7,942.39	7,777.99	0.00	164.40
H X201.0011-0-2400	EXCEL2-BAY- ADMIN		0.00	0.00	0.00	0.00	0.00	0.00
H X201.0011-0-2450	EXCEL2-BAY-ARCH FEE		0.00	7,661.00	7,661.00	7,661.00	0.00	0.00
H X201.0011-0-2930	EXCEL2-BAY-GC		0.00	87,000.00	87,000.00	87,000.00	0.00	0.00
X201.0011		*	0.00	102,603.39	102,603.39	102,438.99	0.00	164.40
X201.00		**	0.00	102,603.39	102,603.39	102,438.99	0.00	164.40
X201.0		***	0.00	102,603.39	102,603.39	102,438.99	0.00	164.40
X201		****	0.00	102,603.39	102,603.39	102,438.99	0.00	164.40
H X202.0008-0-2009	EXCEL2-MEDFORD-CONST MGR		0.00	3,926.21	3,926.21	3,804.04	0.00	122.17
H X202.0008-0-2400	EXCEL2-MEDFORD- ADMIN		0.00	1,903.00	1,903.00	0.00	0.00	1,903.00
H X202.0008-0-2450	EXCEL2-MEDFORD-ARCH FEE		0.00	4,143.40	4,143.40	4,143.40	0.00	0.00
H X202.0008-0-2940	EXCEL2-MEDFORD-HVAC		0.00	38,906.10	38,906.10	38,906.10	0.00	0.00
H X202.0008-0-2960	EXCEL2-MEDFORD-ELECTRICAL		0.00	3,696.00	3,696.00	3,696.00	0.00	0.00
X202.0008		*	0.00	52,574.71	52,574.71	50,549.54	0.00	2,025.17
X202.00		**	0.00	52,574.71	52,574.71	50,549.54	0.00	2,025.17
X202.0		***	0.00	52,574.71	52,574.71	50,549.54	0.00	2,025.17
X202		****	0.00	52,574.71	52,574.71	50,549.54	0.00	2,025.17
H X203.0004-0-2009	EXCEL2-RIVER-CONST MGR		0.00	7,062.61	7,062.61	6,969.36	0.00	93.25
H X203.0004-0-2400	EXCEL2-RIVER- ADMIN		0.00	1,263.00	1,263.00	0.00	0.00	1,263.00
H X203.0004-0-2450	EXCEL2-RIVER-ARCH FEE		0.00	6,730.00	6,730.00	6,649.00	0.00	81.00
H X203.0004-0-2930	EXCEL2-RIVER-GC		0.00	80,901.00	80,901.00	80,901.00	0.00	0.00
X203.0004		*	0.00	95,956.61	95,956.61	94,519.36	0.00	1,437.25
X203.00		**	0.00	95,956.61	95,956.61	94,519.36	0.00	1,437.25
X203.0		***	0.00	95,956.61	95,956.61	94,519.36	0.00	1,437.25
X203		****	0.00	95,956.61	95,956.61	94,519.36	0.00	1,437.25
H X204.0011-0-2009	EXCEL2-SO OCEAN-CONST MGR		0.00	25,624.96	25,624.96	25,030.00	0.00	594.96
H X204.0011-0-2400	EXCEL2-SO OCEAN ADMIN		0.00	9,751.00	9,751.00	0.00	0.00	9,751.00

PATCHOGUE-MEDFORD UFSD



Appropriation Status Detail Report By Function & Object From 7/1/1999 To 11/30/2023

Account	Description	Budget	Adjustments	Adj. Budget	Expensed	Encumbered	Available
<u>H X204.0011-0-2450</u>	EXCEL2-SO OCEAN-ARCH FEE	0.00	25,257.00	25,257.00	25,212.14	0.00	44.86
<u>H X204.0011-0-2930</u>	EXCEL2-SO OCEAN-GC	0.00	230,000.00	230,000.00	213,230.00	0.00	16,770.00
<u>H X204.0011-0-2940</u>	EXCEL2-SO OCEAN-HVAC	0.00	45,691.70	45,691.70	44,971.10	0.00	720.60
<u>H X204.0011-0-2960</u>	EXCEL2-SO OCEAN-ELECTRICAL	0.00	4,530.00	4,530.00	4,530.00	0.00	0.00
X204.0011	*	0.00	340,854.66	340,854.66	312,973.24	0.00	27,881.42
X204.00	**	0.00	340,854.66	340,854.66	312,973.24	0.00	27,881.42
X204.0	***	0.00	340,854.66	340,854.66	312,973.24	0.00	27,881.42
X204	****	0.00	340,854.66	340,854.66	312,973.24	0.00	27,881.42
<u>H X205.0020-0-2009</u>	EXCEL2-SAXTON-CONST MGR	0.00	3,731.88	3,731.88	3,542.49	0.00	189.39
<u>H X205.0020-0-2400</u>	EXCEL2-SAXTON- ADMIN	0.00	3,226.00	3,226.00	0.00	0.00	3,226.00
<u>H X205.0020-0-2450</u>	EXCEL2-SAXTON-ARCH FEE	0.00	4,153.60	4,153.60	4,047.00	0.00	106.60
<u>H X205.0020-0-2940</u>	EXCEL2-SAXTON-HVAC	0.00	35,696.10	35,696.10	35,696.10	0.00	0.00
<u>H X205.0020-0-2960</u>	EXCEL2-SAXTON-ELECTRICAL	0.00	3,937.00	3,937.00	3,937.00	0.00	0.00
X205.0020	*	0.00	50,744.58	50,744.58	47,222.59	0.00	3,521.99
X205.00	**	0.00	50,744.58	50,744.58	47,222.59	0.00	3,521.99
X205.0	***	0.00	50,744.58	50,744.58	47,222.59	0.00	3,521.99
X205	****	0.00	50,744.58	50,744.58	47,222.59	0.00	3,521.99
<u>H X208.0008-0-2009</u>	EXCEL2-BARTON-CONST MGR	0.00	6,581.68	6,581.68	6,538.83	0.00	42.85
<u>H X208.0008-0-2400</u>	EXCEL2-BARTON- ADMIN	0.00	4,632.60	4,632.60	4,632.60	0.00	0.00
<u>H X208.0008-0-2450</u>	EXCEL2-BARTON-ARCH FEE	0.00	6,721.80	6,721.80	6,395.18	0.00	326.62
<u>H X208.0008-0-2930</u>	EXCEL2-BARTON-GC	0.00	68,982.40	68,982.40	64,337.54	0.00	4,644.86
<u>H X208.0008-0-2960</u>	EXCEL2-BARTON-ELECTRICAL	0.00	4,108.00	4,108.00	4,108.00	0.00	0.00
X208.0008	*	0.00	91,026.48	91,026.48	86,012.15	0.00	5,014.33
X208.00	**	0.00	91,026.48	91,026.48	86,012.15	0.00	5,014.33
X208.0	***	0.00	91,026.48	91,026.48	86,012.15	0.00	5,014.33
X208	****	0.00	91,026.48	91,026.48	86,012.15	0.00	5,014.33
<u>H X209.0009-0-2009</u>	EXCEL2-OREGON-CONST MGR	0.00	33,303.64	33,303.64	32,796.64	0.00	507.00
<u>H X209.0009-0-2400</u>	EXCEL2-OREGON- ADMIN	0.00	8,211.00	8,211.00	0.00	0.00	8,211.00
<u>H X209.0009-0-2450</u>	EXCEL2-OREGON-ARCH FEE	0.00	31,687.40	31,687.40	31,687.40	0.00	0.00
<u>H X209.0009-0-2930</u>	EXCEL2-OREGON-GC	0.00	378,000.00	378,000.00	366,200.00	0.00	11,800.00
X209.0009	*	0.00	451,202.04	451,202.04	430,684.04	0.00	20,518.00
<u>H X209.0012-0-2009</u>	EXCEL2-OREGON ROOF-CONST MGR	0.00	4,500.00	4,500.00	3,689.83	0.00	810.17
<u>H X209.0012-0-2450</u>	EXCEL2-OREGON ROOF-ARCH FEE	0.00	5,500.00	5,500.00	5,359.36	0.00	140.64

PATCHOGUE-MEDFORD UFSD



Appropriation Status Detail Report By Function & Object From 7/1/1999 To 11/30/2023

Account	Description		Budget	Adjustments	Adj. Budget	Expensed	Encumbered	Available
<u>H X209.0012-0-2930</u>	EXCEL2-OREGON ROOF-GC		0.00	107,000.00	107,000.00	91,700.00	0.00	15,300.00
X209.0012		*	0.00	117,000.00	117,000.00	100,749.19	0.00	16,250.81
X209.00		**	0.00	568,202.04	568,202.04	531,433.23	0.00	36,768.81
X209.0		***	0.00	568,202.04	568,202.04	531,433.23	0.00	36,768.81
X209		****	0.00	568,202.04	568,202.04	531,433.23	0.00	36,768.81
<u>H X210.0005-0-2009</u>	EXCEL2-TREMONT-CONST MGR		0.00	6.25	6.25	0.00	0.00	6.25
<u>H X210.0005-0-2400</u>	EXCEL2-TREMONT- ADMIN		0.00	121.00	121.00	0.00	0.00	121.00
<u>H X210.0005-0-2450</u>	EXCEL2-TREMONT-ARCH FEE		0.00	21.00	21.00	14.75	0.00	6.25
X210.0005		*	0.00	148.25	148.25	14.75	0.00	133.50
X210.00		**	0.00	148.25	148.25	14.75	0.00	133.50
X210.0		***	0.00	148.25	148.25	14.75	0.00	133.50
X210		****	0.00	148.25	148.25	14.75	0.00	133.50
<u>H X211.0005-0-2009</u>	EXCEL2-EAGLE-CONST MGR		0.00	3.50	3.50	0.00	0.00	3.50
<u>H X211.0005-0-2400</u>	EXCEL2-EAGLE- ADMIN		0.00	68.00	68.00	0.00	0.00	68.00
<u>H X211.0005-0-2450</u>	EXCEL2-EAGLE-ARCH FEE		0.00	12.00	12.00	8.50	0.00	3.50
X211.0005		*	0.00	83.50	83.50	8.50	0.00	75.00
X211.00		**	0.00	83.50	83.50	8.50	0.00	75.00
X211.0		***	0.00	83.50	83.50	8.50	0.00	75.00
X211		****	0.00	83.50	83.50	8.50	0.00	75.00
<u>H X213.0007-0-2009</u>	EXCEL2-CANAAN-CONST MGR		0.00	3,760.63	3,760.63	3,644.35	0.00	116.28
<u>H X213.0007-0-2400</u>	EXCEL2-CANAAN- ADMIN		0.00	1,288.00	1,288.00	0.00	0.00	1,288.00
<u>H X213.0007-0-2450</u>	EXCEL2-CANAAN-ARCH FEE		0.00	4,488.20	4,488.20	4,488.20	0.00	0.00
<u>H X213.0007-0-2940</u>	EXCEL2-CANAAN-HVAC		0.00	36,596.10	36,596.10	36,596.10	0.00	0.00
<u>H X213.0007-0-2960</u>	EXCEL2-CANAAN-ELECTRICAL		0.00	4,182.00	4,182.00	4,182.00	0.00	0.00
X213.0007		*	0.00	50,314.93	50,314.93	48,910.65	0.00	1,404.28
X213.00		**	0.00	50,314.93	50,314.93	48,910.65	0.00	1,404.28
X213.0		***	0.00	50,314.93	50,314.93	48,910.65	0.00	1,404.28
X213		****	0.00	50,314.93	50,314.93	48,910.65	0.00	1,404.28
<u>H X215.0019-0-2009</u>	EXCEL2-HIGH SCHOOL-CONST MGR		0.00	10,556.25	10,556.25	3,932.21	0.00	6,624.04
<u>H X215.0019-0-2400</u>	EXCEL2-HIGH SCHOOL - ADMIN		0.00	8,414.00	8,414.00	0.00	0.00	8,414.00
<u>H X215.0019-0-2450</u>	EXCEL2-HIGH SCHOOL-ARCH FEE		0.00	7,124.60	7,124.60	7,124.40	0.00	0.20
<u>H X215.0019-0-2960</u>	EXCEL2-HIGH SCHOOL-ELECTRICAL		0.00	43,547.00	43,547.00	43,547.00	0.00	0.00
X215.0019		*	0.00	69,641.85	69,641.85	54,603.61	0.00	15,038.24

PATCHOGUE-MEDFORD UFSD



Appropriation Status Detail Report By Function & Object From 7/1/1999 To 11/30/2023

Account	Description	Budget	Adjustments	Adj. Budget	Expensed	Encumbered	Available
X215.00	**	0.00	69,641.85	69,641.85	54,603.61	0.00	15,038.24
X215.0	***	0.00	69,641.85	69,641.85	54,603.61	0.00	15,038.24
X215	****	0.00	69,641.85	69,641.85	54,603.61	0.00	15,038.24
X2	*****	0.00	1,422,151.00	1,422,151.00	1,328,686.61	0.00	93,464.39
X	*****	0.00	1,422,151.00	1,422,151.00	1,328,686.61	0.00	93,464.39
Fund HTotals:		212,374,587.63	-53,052.31	212,321,535.32	192,805,868.30	918,622.80	18,597,044.22
Grand Totals:		212,374,587.63	-53,052.31	212,321,535.32	192,805,868.30	918,622.80	18,597,044.22

WARRANTS

PATCHOGUE-MEDFORD UFSD



Check Warrant Report For A - 44: Cash Disbursement- 11/1/23 For Dates 11/1/2023 - 11/30/2023

Check #	Check Date	Vendor ID	Vendor Name	Account	PO Number	Check Amount	Liquidated
250879	11/01/2023	14553	ADVANCED DOOR SOLUTIONS INC.	A 1621.4790-90-000	275593	990.00	990.00
						Check Total:	990.00
250880	✓ 11/01/2023	14700	AHOLD FINANCIAL SERVICES ✓	A 7310.5811-90-000	274956 ✓	59.28 ✓	59.28
				A 2250.4500-37-000	274181 ✓	19.07 ✓	19.07
						Check Total:	78.35 ✓
250881	11/01/2023	17988	ALBARELLA, KERRIANNE	A 2110.4140-90-000	275751	10.48	10.48
				A 2110.4140-90-000	275751	0.00	
						Check Total:	10.48
250882	✓ 11/01/2023	15444	ALL SUFFOLK AUTO SCHOOL ✓	A 2331.4000-43-000	275247 ✓	8,415.00	8,415.00
						Check Total:	8,415.00 ✓
250883	11/01/2023	17951	ALTAMIRANO, FRANCIS	A 2118.4140-90-000	275925	41.27	41.27
				A 2118.4140-90-000	275925	0.00	
						Check Total:	41.27
250884	✓ 11/01/2023	17740	AMAZON CAPITAL SERVICES, INC. ✓	A 2110.4500-07-TCH	274246 ✓	95.93 ✓	95.93
				A 2110.4500-07-TCH	274246 ✓	99.00 ✓	99.00
						Check Total:	194.93
250885	✓ 11/01/2023	17740	AMAZON CAPITAL SERVICES, INC. ✓	A 2110.4500-26-TCH	274233 ✓	98.10 ✓	98.10
						Check Total:	98.10
250886	✓ 11/01/2023	17740	AMAZON CAPITAL SERVICES, INC. ✓	A 2110.4500-37-TCH	274234 ✓	32.99 ✓	32.99
				A 2110.4500-37-TCH	274234 ✓	99.40 ✓	99.40
				A 2110.4500-37-TCH	274234 ✓	36.15 ✓	36.15
				A 2110.4500-37-TCH	274234 ✓	99.28 ✓	99.28
				A 2110.4500-37-TCH	274234 ✓	94.41 ✓	94.41
				A 2110.4500-37-TCH	274234 ✓	9.68 ✓	9.68
				A 2110.4500-37-TCH	274234 ✓	99.85 ✓	99.85



PATCHOGUE-MEDFORD UFSD

Check Warrant Report For A - 44: Cash Disbursement- 11/1/23 For Dates 11/1/2023 - 11/30/2023



Check #	Check Date	Vendor ID	Vendor Name	Account	PO Number	Check Amount	Liquidated
				A 2110.4500-37-TCH	274234 ✓	95.52 ✓	95.52
				A 2110.4500-37-TCH	274234 ✓	98.72 ✓	98.72
				A 2110.4500-37-TCH	274234 ✓	99.95 ✓	99.95
				A 2110.4500-37-TCH	274234 ✓	99.72 ✓	99.72
				A 2110.4500-37-TCH	274234 ✓	77.94 ✓	77.94
				Check Total:		943.61	
250887 ✓	11/01/2023	17740	AMAZON CAPITAL SERVICES, INC. ✓	A 2110.4500-27-TCH	274236 ✓	6.46 ✓	6.46
				A 2110.4500-27-TCH	274236 ✓	2.33 ✓	0.00
				A 2110.4500-27-TCH	274236 ✓	-2.33 ✓	0.00
				Check Total:		6.46	
250888 ✓	11/01/2023	17740	AMAZON CAPITAL SERVICES, INC. ✓	A 2110.4500-03-TCH	274238 ✓	83.84 ✓	83.84
				A 2110.4500-03-TCH	274238 ✓	8.02 ✓	8.02
				A 2110.4500-03-TCH	274238 ✓	97.99 ✓	97.99
				A 2110.4500-03-TCH	274238 ✓	13.99 ✓	13.99
				A 2110.4500-03-TCH	274238 ✓	84.81 ✓	84.81
				A 2110.4500-03-TCH	274238 ✓	87.57 ✓	87.57
				A 2110.4500-03-TCH	274238 ✓	89.98 ✓	89.98
				A 2110.4500-03-TCH	274238 ✓	9.99 ✓	9.99
				A 2110.4500-03-TCH	274238 ✓	96.87 ✓	96.87
				A 2110.4500-03-TCH	274238 ✓	2.33 ✓	2.33
				A 2110.4500-03-TCH	274238 ✓	97.94 ✓	66.48
				A 2110.4500-03-TCH	274238 ✓	-31.46 ✓	0.00
				A 2110.4500-03-TCH	274238 ✓	99.28 ✓	99.28
				Check Total:		741.15	
250889 ✓	11/01/2023	17740	AMAZON CAPITAL SERVICES, INC. ✓	A 2110.4500-27-TCH	274236 ✓	98.96 ✓	98.96
				Check Total:		98.96	
250890 ✓	11/01/2023	17740	AMAZON CAPITAL SERVICES, INC. ✓	A 2110.4500-26-TCH	274233	19.64 ✓	19.64
				A 2110.4500-26-TCH	274233	41.94 ✓	41.94
				A 2110.4500-26-TCH	274233	54.20 ✓	54.20

PATCHOGUE-MEDFORD UFSD



Check Warrant Report For A - 44: Cash Disbursement- 11/1/23 For Dates 11/1/2023 - 11/30/2023

Check #	Check Date	Vendor ID	Vendor Name	Account	PO Number	Check Amount	Liquidated
Check Total:						115.78	
250891 ✓	11/01/2023	17740	AMAZON CAPITAL SERVICES, INC. ✓	A 2110.4500-02-TCH	274231 ✓	19.78 ✓	19.78
				A 2110.4500-02-TCH	274231 ✓	60.59 ✓	60.59
Check Total:						80.37	
250892 ✓	11/01/2023	17740	AMAZON CAPITAL SERVICES, INC. ✓	A 2110.4500-06-TCH	274247 ✓	47.71 ✓	47.71
				A 2110.4500-06-TCH	274247 ✓	10.47 ✓	10.47
				A 2110.4500-06-TCH	274247 ✓	89.12 ✓	89.12
				A 2110.4500-06-TCH	274247 ✓	98.82 ✓	98.82
				A 2110.4500-06-TCH	274247 ✓	99.33 ✓	99.33
Check Total:						345.45	
250893 ✓	11/01/2023	17740	**CONTINUED** AMAZON CAPITAL SERVICES, INC. ✓				
Check Total:						0.00	
250894 ✓	11/01/2023	17740	AMAZON CAPITAL SERVICES, INC. ✓	A 2110.4500-26-000	275733 ✓	907.98 ✓	907.98
				A 2021.4500-90-ATH	275834 ✓	13.27 ✓	13.27
				A 2119.4500-37-000	275762 ✓	209.79 ✓	209.79
				A 2128.4500-37-000	275529 ✓	194.24 ✓	194.24
				A 2611.4500-90-000	275731 ✓	119.99 ✓	149.99
				A 1680.4500-90-000	275764 ✓	226.99 ✓	227.11
				A 1680.4500-90-000	275577 ✓	7.69 ✓	7.69
				A 1680.4500-90-000	275833 ✓	744.95 ✓	744.95
				A 2020.4500-26-000	275706 ✓	27.51 ✓	27.51
				A 2020.4500-26-000	275811 ✓	23.17 ✓	23.17
				A 2020.4500-05-000	275837 ✓	37.98 ✓	37.98
				A 2119.4500-26-000	275838 ✓	530.99 ✓	530.99
				A 2111.4500-37-000	275881 ✓	19.98 ✓	19.98
				A 2020.4500-28-000	275835 ✓	22.95 ✓	22.95
				A 2280.4500-90-000	275853 ✓	8.99 ✓	8.99
				A 2114.4500-90-000	275854 ✓	373.70 ✓	373.70
				A 2280.4500-90-000	275856 ✓	13.79 ✓	13.79

PATCHOGUE-MEDFORD UFSD



Check Warrant Report For A - 44: Cash Disbursement- 11/1/23 For Dates 11/1/2023 - 11/30/2023

Check #	Check Date	Vendor ID	Vendor Name	Account	PO Number	Check Amount	Liquidated
				A 2280.4500-90-000	275735 ✓	32.97 ✓	32.97
				A 2020.4500-02-000	275848 ✓	169.89 ✓	169.89
				A 2123.4500-37-000	275761 ✓	21.40 ✓	21.40
				A 2280.4500-90-000	275815 ✓	19.99 ✓	19.99
				A 2115.4500-37-000	275766 ✓	275.51 ✓	275.51
				A 2110.4500-27-TCH	274236 ✓	2.39 ✓	2.39
				A 8060.4500-90-SEL	275641 ✓	148.12 ✓	148.12
				A 2250.4500-90-000	275781 ✓	31.47 ✓	31.47
				A 2250.4500-03-000	275818 ✓	69.94 ✓	69.94
				A 2110.4500-01-TCH	274232 ✓	15.83 ✓	15.83
				A 1620.4790-90-000	275857 ✓	170.60 ✓	170.60
				A 1621.4530-90-000	275855 ✓	33.98 ✓	33.98
				A 2110.4500-26-TCH	274233 ✓	59.89 ✓	59.89
				A 2021.4500-90-CTE	275766 ✓	24.24 ✓	24.24
				A 8060.4500-90-SEL	275641 ✓	11.99 ✓	11.99
				A 2820.4500-90-000	275781 ✓	28.49 ✓	28.49
				A 2110.4500-01-TCH	274232 ✓	95.22 ✓	95.22
				A 1620.4790-90-000	275857 ✓	-39.96 ✓	0.00
				A 2250.4501-90-000	275781 ✓	59.99 ✓	59.99
				A 2250.4500-03-000	275781 ✓	163.56 ✓	166.62
				A 2250.4500-04-000	275781 ✓	92.03 ✓	92.03
				A 2250.4500-26-000	275781 ✓	120.18 ✓	120.18
				A 2250.4500-27-000	275781 ✓	29.99 ✓	29.99
				Check Total:		5,121.67	
250895 ✓	11/01/2023	11909	AMERICAN PAD-EX OF NY, INC. ✓	A 1620.4790-90-000	274129 ✓	54.30 ✓	54.30
				A 1620.4790-90-000	274128 ✓	33.60 ✓	33.60
				A 1620.4790-90-000	274129	129.62 ✓	129.62
				A 1620.4790-90-000	274128	39.90 ✓	39.90
				A 1620.4790-90-000	274129	186.98 ✓	186.98
				A 1620.4790-90-000	274128	52.90 ✓	52.90
				A 1620.4790-90-000	274129	153.54 ✓	153.54
				A 1620.4790-90-000	274128	43.72 ✓	43.72

PATCHOGUE-MEDFORD UFSD

Check Warrant Report For A - 44: Cash Disbursement- 11/1/23 For Dates 11/1/2023 - 11/30/2023



Check #	Check Date	Vendor ID	Vendor Name	Account	PO Number	Check Amount	Liquidated
250896	✓	11/01/2023	15765 AUTOZONE STORES LLC ✓	A 1620.4790-90-000	274129 ✓	102.26 ✓	102.26
				A 1620.4790-90-000	274128	47.80 ✓	47.80
				A 1620.4790-90-000	274129	322.22 ✓	322.22
				Check Total:		1,166.84 ✓	
250897	✓	11/01/2023	216 BALDWIN AUTOMOTIVE ✓	A 1621.4530-90-000	274921 ✓	38.46 ✓	38.46
				A 5510.4690-90-000	274221 ✓	90.10 ✓	90.10
				A 5510.5703-90-000	274254 ✓	79.61 ✓	79.61
				Check Total:		208.17 ✓	
250898	✓	11/01/2023	293 BILINGUAL DICTIONARIES, INC. ✓	A 5510.4690-90-000	274220 ✓	337.00	337.00
				Check Total:		337.00 ✓	
250899	✓	11/01/2023	14016 BLICK ART MATERIALS, LLC ✓	A 2128.4500-37-000	275720 ✓	201.03	201.03
				Check Total:		201.03 ✓	
250900	✓	11/01/2023	14907 BROPHY, EILEEN ✓	A 2111.4500-37-000	275802 ✓	100.42	100.42
				Check Total:		100.42 ✓	
250901	✓	11/01/2023	15535 BSN SPORTS LLC ✓	A 2250.4490-90-000	275796 ✓	18.93	18.93
				A 2250.4490-90-000	275796	0.00	
				Check Total:		18.93 ✓	
250902	✓	11/01/2023	422 CAROLINA BIOLOGICAL SUPPLY CO. ✓	A 2855.4500-28-000	275151 ✓	3,179.40 ✓	3,179.40
				A 2855.4500-28-000	275152 ✓	3,179.40 ✓	3,179.40
				A 2855.4500-27-000	275494 ✓	1,008.15 ✓	1,008.15
				A 2855.4500-27-000	275354 ✓	3,179.40 ✓	3,179.40
				A 2855.4500-27-000	275347 ✓	3,179.40 ✓	3,179.40
				A 2119.4500-06-000	274009 ✓	308.93 ✓	308.93
				A 2119.4500-04-000	275788 ✓	200.20 ✓	200.20
				A 2119.4500-06-000	274009 ✓	233.04 ✓	233.07
				Check Total:		14,467.92 ✓	

PATCHOGUE-MEDFORD UFSD

Check Warrant Report For A - 44: Cash Disbursement- 11/1/23 For Dates 11/1/2023 - 11/30/2023



Check #	Check Date	Vendor ID	Vendor Name	Account	PO Number	Check Amount	Liquidated
250903 ✓	11/01/2023	15878	CELL MECHANIC INC. ✓	A 2121.4500-04-000	275034 ✓	1,321.49 ✓	1,321.49
					Check Total:	1,321.49 ✓	
250904 ✓	11/01/2023	17950	CHRISTIE, TRISHA ✓	A 2630.4450-90-000	275791 ✓	1,684.78 ✓	1,684.78
					Check Total:	1,684.78 ✓	
250905 ✓	11/01/2023	14023	CIPRIANO, JOHN ✓	A 2111.4140-90-000	275926 ✓	30.06	30.06
				A 2111.4140-90-000	275926	0.00	
					Check Total:	30.06 ✓	
250906 ✓	11/01/2023	15211	COMMUNITY CARE COMPANIONS, INC. ✓	A 2110.4140-90-000	275662 ✓	21.03	21.03
				A 2110.4140-90-000	275662	0.00	
					Check Total:	21.03 ✓	
250907 ✓	11/01/2023	17685	COWARD, CHRISTOPER ✓	A 2250.4490-90-000	275867 ✓	1,012.50 ✓	1,012.50
				A 2250.4490-90-000	275867	1,676.25 ✓	1,676.25
				A 2250.4490-90-000	275867	1,687.50 ✓	1,687.50
				A 2250.4490-90-000	275867	1,350.00 ✓	1,350.00
					Check Total:	5,726.25 ✓	
250908 ✓	11/01/2023	624	CSEA EMPLOYEES BENEFIT FUND ✓	A 2250.4140-90-000	275912 ✓	13.36	13.36
				A 2250.4140-90-000	275912	0.00	
					Check Total:	13.36 ✓	
250909 ✓	11/01/2023	12868	CSSI ✓	A 9065.8000-90-000	274476 ✓	25,904.95	25,904.95
				A 9065.8000-90-000	274476	0.00	
					Check Total:	25,904.95 ✓	
250910 ✓	11/01/2023	629	CUNNINGHAM DUCT CLEANING CO. ✓	A 2111.4500-26-000	275008 ✓	92.70 ✓	92.70
				A 2610.4500-28-000	273788 ✓	192.28 ✓	192.28
					Check Total:	284.98 ✓	
				A 1621.4660-90-000	275265 ✓	2,366.25 ✓	2,366.25

PATCHOGUE-MEDFORD UFSD

Check Warrant Report For A - 44: Cash Disbursement- 11/1/23 For Dates 11/1/2023 - 11/30/2023



Check #	Check Date	Vendor ID	Vendor Name	Account	PO Number	Check Amount	Liquidated
				Check Total:		2,366.25	
250911 ✓	11/01/2023	15494	D'ANGELO, ALLISON ✓	A 2116.4150-90-000	275474 ✓	47.88	47.88
				A 2116.4150-90-000	275474	0.00	
				Check Total:		47.88 ✓	
250912 ✓	11/01/2023	11975	DAVIS, CATHERINE ✓	A 2110.4140-90-000	275778 ✓	29.34	29.34
				A 2110.4140-90-000	275778	0.00	
				Check Total:		29.34 ✓	
250913 ✓	11/01/2023	689	DEMCO INC ✓	A 2610.4500-27-000	273786 ✓	715.07 ✓	715.07
				A 2610.4500-26-000	273780 ✓	424.66 ✓	431.65
				A 2610.4500-04-000	273775 ✓	439.80 ✓	439.80
				A 2610.4500-28-000	273789 ✓	183.63 ✓	190.62
				A 2610.4500-07-000	273792 ✓	213.29 ✓	213.29
				A 2610.4500-27-000	273786 ✓	0.00	
				Check Total:		1,976.45 ✓	
250914 ✓	11/01/2023	17967	DIGILIO, CELENA ✓	A 2110.4140-90-000	275391 ✓	51.22	51.22
				A 2110.4140-90-000	275391	0.00	
				Check Total:		51.22 ✓	
250915 ✓	11/01/2023	15693	FERGUSON ENTERPRISES # 501 ✓	A 1621.4514-90-000	273426 ✓	89.87 ✓	89.87
				A 1621.4514-90-000	273426	144.48 ✓	144.48
				A 1621.4514-90-000	273426	77.00 ✓	77.00
				A 1621.4514-90-000	273426	1,237.76 ✓	1,237.76
				A 1621.4514-90-000	273426	36.46 ✓	36.46
				A 1621.4514-90-000	273426	121.38 ✓	121.38
				Check Total:		1,706.95 ✓	
250916 ✓	11/01/2023	17450	FOLLETT CONTENT SOLUTIONS, LLC ✓	A 2610.5200-27-000	274551 ✓	4,639.13 ✓	4,639.13
				A 2610.5200-28-000	274558 ✓	3,893.74 ✓	3,894.00
				A 2610.5200-28-000	274556 ✓	1,105.40 ✓	1,105.40

PATCHOGUE-MEDFORD UFSD

Check Warrant Report For A - 44: Cash Disbursement- 11/1/23 For Dates 11/1/2023 - 11/30/2023



Check #	Check Date	Vendor ID	Vendor Name	Account	PO Number	Check Amount	Liquidated
250917 ✓	11/01/2023	10297 FRANZESE, NORA ✓		A 2610.5200-07-000	274553 ✓	4,369.55 ✓	4,369.55
				A 2610.5200-27-000	274551 ✓	359.69 ✓	360.87
				A 2610.5200-07-000	274553 ✓	133.99 ✓	230.45
				Check Total:		14,501.50 ✓	
250918 ✓	11/01/2023	18002 GIORDANO, GRACEANN ✓		A 2111.4140-90-000	275923 ✓	6.29 ✓	6.29
				A 2111.4140-90-000	275923	0.00	
				Check Total:		6.29	
250919 ✓	11/01/2023	1058 GRAINGER, INC. W. W. ✓		A 2110.4140-90-000	275884 ✓	45.20 ✓	45.20
				A 2110.4140-90-000	275884	0.00	
				Check Total:		45.20	
250920 ✓	11/01/2023	11447 GRANEY HEATHER ✓		A 1621.4514-90-000	273425 ✓	87.72 ✓	87.72
				A 1621.4514-90-000	273425 ✓	360.30 ✓	360.30
				A 1621.4514-90-000	273425 ✓	529.76 ✓	529.76
				A 1621.4514-90-000	273425 ✓	170.76 ✓	170.76
				A 1621.4514-90-000	273425 ✓	97.93 ✓	97.93
				Check Total:		1,246.47	
250921 ✓	11/01/2023	17677 GUERRA, JESSICA ✓		A 2128.4505-06-000	275420 ✓	10.02 ✓	10.02
				A 2128.4505-06-000	275420	0.00	
				Check Total:		10.02	
250922 ✓	11/01/2023	13112 HAMPTON BAYS UFSD ✓		A 2110.4140-90-000	275661 ✓	26.72 ✓	26.72
				A 2110.4140-90-000	275661	0.00	
				Check Total:		26.72	
				A 2855.4160-90-000	274983 ✓	120.00 ✓	120.00
				A 2855.4160-90-000	274982 ✓	120.00 ✓	120.00
				A 2855.4160-90-000	274983	0.00	
				A 2855.4160-90-000	274982	0.00	
				Check Total:		240.00	

PATCHOGUE-MEDFORD UFSD



Check Warrant Report For A - 44: Cash Disbursement- 11/1/23 For Dates 11/1/2023 - 11/30/2023

Check #	Check Date	Vendor ID	Vendor Name	Account	PO Number	Check Amount	Liquidated
250923	11/01/2023	14771	HANNAFORD, JULIETA	A 2128.4150-90-000	275476	10.61	10.61
				A 2128.4150-90-000	275476	0.00	
					Check Total:	10.61	
250924	11/01/2023	6671	HASKO UTILITIES CO., INC.	A 1621.4514-90-000	273423	1,838.26	1,838.26
					Check Total:	1,838.26	
250925	11/01/2023	12890	HOME DEPOT CREDIT SERVICES	A 1621.4514-90-000	273422	312.00	312.00
				A 1621.4514-90-000	273422	121.31	121.31
					Check Total:	433.31	
250926	11/01/2023	17680	HUNT, DIANA	A 2128.4150-90-000	275471	31.18	31.18
				A 2128.4150-90-000	275471	0.00	
					Check Total:	31.18	
250927	11/01/2023	12160	J&K ALARM	A 1621.4670-90-000	275613	200.00	200.00
					Check Total:	200.00	
250928	11/01/2023	1935	J.W. PEPPER & SON, INC.	A 2118.4820-90-000	275457	26.99	26.99
					Check Total:	26.99	
250929	11/01/2023	12940	JONES, DONNA M.	A 1240.4750-90-000	275883	428.33	650.00
					Check Total:	428.33	
250930	11/01/2023	17964	JUAREZ FUENTES, OSVALDO	A 2118.4140-90-000	275927	3.41	3.41
				A 2118.4140-90-000	275927	0.00	
					Check Total:	3.41	
250931	11/01/2023	1337	KELVIN	A 2115.4500-37-000	275701	377.20	377.20
					Check Total:	377.20	
250932	11/01/2023	11012	KONICA MINOLTA BUS. SOLUTIONS	A 600		561.58	

PATCHOGUE-MEDFORD UFSD



Check Warrant Report For A - 44: Cash Disbursement- 11/1/23 For Dates 11/1/2023 - 11/30/2023

Check #	Check Date	Vendor ID	Vendor Name	Account	PO Number	Check Amount	Liquidated
				A 600		517.56 ✓	
				A 600		386.07 ✓	
				A 600		370.63 ✓	
				A 600		470.92 ✓	
				A 600		391.69 ✓	
				A 600		437.78 ✓	
				A 600		318.74 ✓	
				A 600		401.71 ✓	
				A 600		511.46 ✓	
				A 600		465.89 ✓	
				A 600		502.93 ✓	
				A 600		464.62 ✓	
				A 600		420.71 ✓	
				A 600		556.50 ✓	
				A 600		416.15 ✓	
				A 600		611.68 ✓	
				A 600		450.28 ✓	
				A 600		511.59 ✓	
				A 600		555.39 ✓	
				A 600		543.28 ✓	
				A 600		656.33 ✓	
				A 600		509.16 ✓	
				A 600		521.96 ✓	
				A 600		454.80 ✓	
				A 600		465.26 ✓	
				A 600		555.82 ✓	
				A 600		445.74 ✓	
				A 600		492.61 ✓	
				A 600		411.92 ✓	
				Check Total:		14,380.76	
250933 ✓	11/01/2023	17488	KOSSACK, DANIELLE ✓	A 2250.4490-90-000	275797 ✓	6.68 ✓	6.68
				A 2250.4490-90-000	275797	0.00	

PATCHOGUE-MEDFORD UFSD



Check Warrant Report For A - 44: Cash Disbursement- 11/1/23 For Dates 11/1/2023 - 11/30/2023

Check #	Check Date	Vendor ID	Vendor Name	Account	PO Number	Check Amount	Liquidated
Check Total:						6.68	
250934 ✓	11/01/2023	1378	L.I. HARDWARE ✓	A 1621.4514-90-000	273418 ✓	34.19 ✓	34.19
Check Total:						34.19	
250935 ✓	11/01/2023	1394	LAKESHORE LEARNING MATERIALS ✓	A 2117.4500-03-000	275693 ✓	97.73 ✓	97.73
				A 2117.4500-04-000	275693 ✓	97.73 ✓	97.73
				A 2117.4500-05-000	275693 ✓	97.73 ✓	97.73
				A 2117.4500-06-000	275693 ✓	97.73 ✓	97.73
				A 2117.4500-07-000	275693 ✓	97.75 ✓	97.75
				A 2121.4500-01-000	275693 ✓	97.73 ✓	97.73
				A 2121.4500-02-000	275693 ✓	97.73 ✓	97.73
Check Total:						684.13	
250936 ✓	11/01/2023	17990	LOEHR, COURTNEY ✓	A 2128.4505-07-000	275792 ✓	28.82 ✓	28.82
				A 2128.4505-07-000	275792	0.00	
Check Total:						28.82	
250937 ✓	11/01/2023	7885	LOGAN, ANNE ✓	A 2128.4505-06-000	275421 ✓	39.89 ✓	39.89
				A 2128.4505-06-000	275421	0.00	
Check Total:						39.89	
250938 ✓	11/01/2023	1497	LOPER'S EQUIPMENT CORP. ✓	A 1621.4670-90-000	273417 ✓	4.99 ✓	4.99
Check Total:						4.99	
250939 ✓	11/01/2023	12927	MACKIN EDUCATIONAL RESOURCES ✓	A 2610.5200-04-000	274549 ✓	6,000.00 ✓	6,000.00
Check Total:						6,000.00	
250940 ✓	11/01/2023	13214	MEGAMATION LLC. ✓	A 1621.4790-90-000	273255 ✓	295.00 ✓	295.00
Check Total:						295.00	
250941 ✓	11/01/2023	17471	MEYERS, PATRICK ✓	A 2116.4150-90-000	275475 ✓	26.72 ✓	26.72
				A 2116.4150-90-000	275475	0.00	

PATCHOGUE-MEDFORD UFSD



Check Warrant Report For A - 44: Cash Disbursement- 11/1/23 For Dates 11/1/2023 - 11/30/2023

Check #	Check Date	Vendor ID	Vendor Name	Account	PO Number	Check Amount	Liquidated
Check Total:						26.72	
250942 ✓	11/01/2023	15398	MICHELLE TOR INC. ✓	A 2250.4490-90-000	274180 ✓	3,357.02 ✓	3,357.02
Check Total:						3,357.02	
250943 ✓	11/01/2023	17989	MONZILLO, ASHLEY ✓	A 2110.4140-90-000	275750 ✓	38.91 ✓	38.91
				A 2110.4140-90-000	275750	0.00	
Check Total:						38.91	
250944 ✓	11/01/2023	13174	MUSIC & ARTS CENTERS ✓	A 2118.4500-02-000	274016 ✓	24.72 ✓	24.72
				A 2118.4500-02-000	274016 ✓	38.04 ✓	38.04
Check Total:						62.76	
250945 ✓	11/01/2023	10469	MUSIC IN MOTION ✓	A 2118.4500-01-000	274012 ✓	119.85 ✓	119.85
				A 2118.4500-01-000	274012 ✓	129.00 ✓	129.00
Check Total:						248.85	
250946 ✓	11/01/2023	10692	NEWELL, VIRGINIA ✓	A 1310.4140-90-000	273453 ✓	11.92 ✓	11.92
				A 1310.4140-90-000	273453	0.00	
Check Total:						11.92	
250947 ✓	11/01/2023	9429	NYS DEPT. OF CIVIL SERVICE ✓	A 9060.8000-90-000	273432 ✓	2,486,449.81 ✓	2,486,449.81
				A 9060.8000-90-000	273432	0.00	
Check Total:						2,486,449.81	
250948 ✓	11/01/2023	12852	NYSID FOR THE DISABLED INC. ✓	A 1621.4680-90-000	274091 ✓	1,258.02 ✓	1,258.02
				A 1621.4680-90-000	274091 ✓	23,154.94 ✓	23,154.94
				A 1621.4680-90-000	274091 ✓	335.75 ✓	335.75
Check Total:						24,748.71	
250949 ✓	11/01/2023	1855	OCEAN JANITORIAL SUPPLY INC. ✓	A 1620.4512-90-000	275227 ✓	545.94 ✓	545.94
				A 1620.4512-90-000	275227 ✓	1,343.50 ✓	595.36
				A 1620.4512-90-000	275227 ✓	-80.88 ✓	0.00

PATCHOGUE-MEDFORD UFSD

Check Warrant Report For A - 44: Cash Disbursement- 11/1/23 For Dates 11/1/2023 - 11/30/2023



Check #	Check Date	Vendor ID	Vendor Name	Account	PO Number	Check Amount	Liquidated
				A 1620.4512-90-000	275227 ✓	-80.88 ✓	0.00
				A 1620.4512-90-000	275227 ✓	-80.88 ✓	0.00
				A 1620.4512-90-000	275227 ✓	-80.88 ✓	0.00
				A 1620.4512-90-000	275227 ✓	-80.88 ✓	0.00
				A 1620.4512-90-000	275227 ✓	-80.88 ✓	0.00
				A 1620.4512-90-000	275227 ✓	-80.88 ✓	0.00
				A 1620.4512-90-000	275227 ✓	-80.88 ✓	0.00
				A 1620.4512-90-000	275227 ✓	-101.10 ✓	0.00
				Check Total:		1,141.30	
250950 ✓	11/01/2023	17622	ON PITCH MUSIC ✓	A 2118.4330-90-000	275783 ✓	1,350.00 ✓	1,350.00
				Check Total:		1,350.00	
250951 ✓	11/01/2023	13687	ONE ON ONE MEDICAL CARE P.C. ✓	A 2815.4498-90-000	273322 ✓	3,825.00 ✓	3,825.00
				Check Total:		3,825.00	
250952 ✓	11/01/2023	18010	ORTUTAY, BRENDA ✓	A 1488		366.35 ✓	
				Check Total:		366.35	
250953 ✓	11/01/2023	14297	OTICON INC. ✓	A 2250.4500-04-000	275674 ✓	619.99 ✓	619.99
				Check Total:		619.99	
250954 ✓	11/01/2023	17049	OUT EAST THERAPY OF NY FOR OT, PT, SLP, RN ✓	A 2250.4490-90-000	275068 ✓	4,365.60 ✓	4,365.60
				A 2250.4490-90-000	275068	0.00	
				Check Total:		4,365.60	
250955 ✓	11/01/2023	9543	OUTBACK PORTABLE TOILETS ✓	A 1621.4514-90-000	273270 ✓	95.00 ✓	95.00
				Check Total:		95.00	
250956 ✓	11/01/2023	1913	PATCHOGUE-MEDFORD LIBRARY ✓	A 630		772,147.50 ✓	
				Check Total:		772,147.50	
250957 ✓	11/01/2023	15343	PERMA-BOUND BOOKS ✓	A 2610.5200-28-000	274557 ✓	944.89 ✓	944.89

PATCHOGUE-MEDFORD UFSD



Check Warrant Report For A - 44: Cash Disbursement- 11/1/23 For Dates 11/1/2023 - 11/30/2023

Check #	Check Date	Vendor ID	Vendor Name	Account	PO Number	Check Amount	Liquidated
				A 2610.5200-28-000	274557	51.43	55.11
					Check Total:	996.32	
250958	11/01/2023	15198	PETROSINO, KEVIN G.	A 2110.4140-90-000	275663	38.91	38.91
				A 2110.4140-90-000	275663	0.00	
					Check Total:	38.91	
250959	11/01/2023	10341	PICKFORD, CARRIE	A 2110.4140-90-000	275790	31.83	31.83
				A 2110.4140-90-000	275790	0.00	
					Check Total:	31.83	
250960	11/01/2023	17653	PILOCANE, PAOLA	A 2116.4150-90-000	275473	26.72	26.72
				A 2116.4150-90-000	275473	0.00	
					Check Total:	26.72	
250961	11/01/2023	17308	PITSCO EDUCATION, LLC	A 2121.4500-01-000	275691	184.80	184.80
					Check Total:	184.80	
250962	11/01/2023	15249	PRESCIA, MICHELLE	A 2250.4750-90-000	275875	23.06	23.06
				A 2250.4750-90-000	275875	0.00	
					Check Total:	23.06	
250963	11/01/2023	13814	PSEGLI	A 1620.4770-90-000	273330	9,056.03	9,056.03
				A 1620.4770-90-000	273330	0.00	
					Check Total:	9,056.03	
250964	11/01/2023	13814	PSEGLI	A 1620.4770-90-000	273330	56.45	56.45
				A 1620.4770-90-000	273330	0.00	
					Check Total:	56.45	
250965	11/01/2023	13814	PSEGLI	A 1620.4770-90-000	273330	525.42	525.42
				A 1620.4770-90-000	273330	0.00	
					Check Total:	525.42	

PATCHOGUE-MEDFORD UFSD



Check Warrant Report For A - 44: Cash Disbursement- 11/1/23 For Dates 11/1/2023 - 11/30/2023

Check #	Check Date	Vendor ID	Vendor Name	Account	PO Number	Check Amount	Liquidated
250966	11/01/2023	13814	PSEGLI	A 1620.4770-90-000	273330	4,969.74	4,969.74
				A 1620.4770-90-000	273330	0.00	
					Check Total:	4,969.74	
250967	11/01/2023	13814	PSEGLI	A 1620.4770-90-000	273330	252.60	252.60
				A 1620.4770-90-000	273330	0.00	
					Check Total:	252.60	
250968	11/01/2023	13814	PSEGLI	A 1620.4770-90-000	273330	141.55	141.55
				A 1620.4770-90-000	273330	0.00	
					Check Total:	141.55	
250969	11/01/2023	6960	PYRAMID SCHOOL PRODUCTS	A 2119.4500-02-000	273568	75.40	75.40
					Check Total:	75.40	
250970	11/01/2023	12272	RALLY! EDUCATION	A 2110.4500-90-000	275681	1,887.60	1,887.60
				A 2110.4500-90-000	275678	3,011.80	3,011.80
				A 2110.4500-90-000	275679	3,011.80	3,011.80
					Check Total:	7,911.20	
250971	11/01/2023	10139	ROWETT, JEFFREY	A 2110.4140-90-000	275434	13.36	13.36
				A 2110.4140-90-000	275434	0.00	
					Check Total:	13.36	
250972	11/01/2023	8962	SCHOLASTIC INC.	A 2128.4500-02-000	275433	1,053.80	1,053.80
				A 2128.4500-03-000	275433	1,053.80	1,053.80
				A 2128.4500-04-000	275433	1,053.80	1,053.80
				A 2128.4500-05-000	275433	1,053.80	1,053.80
					Check Total:	4,215.20	
250973	11/01/2023	12903	SCHOOL OUTFITTERS	A 2020.4500-05-000	275726	589.00	589.00
					Check Total:	589.00	

PATCHOGUE-MEDFORD UFSD



Check Warrant Report For A - 44: Cash Disbursement- 11/1/23 For Dates 11/1/2023 - 11/30/2023

Check #	Check Date	Vendor ID	Vendor Name	Account	PO Number	Check Amount	Liquidated
250974	11/01/2023	17192	SCHOOL SPECIALTY, LLC.	A 2110.4500-01-000	275406	698.52	698.52
				A 2020.4500-04-000	275296	163.78	163.78
				A 2610.4500-04-000	273535	259.54	282.34
				A 2111.4500-01-000	275219	264.13	264.13
				A 2111.4500-28-000	275162	702.56	702.56
				A 2111.4500-27-000	275168	585.71	585.71
				A 2121.4500-28-000	274345	717.90	717.90
				A 2121.4500-37-000	273851	320.64	329.49
				Check Total:		3,712.78	
250975	11/01/2023	2244	SCHWING ELECTRICAL SUPPLY CORP	A 1621.4514-90-000	273404	209.43	209.43
				A 1621.4514-90-000	273404	76.95	76.95
				Check Total:		286.38	
250976	11/01/2023	15755	SCNYSSFA	A 1620.4750-90-000	273246	450.00	450.00
				Check Total:		450.00	
250977	11/01/2023	17069	SHARDA PAPER INC.	A 1670.4500-90-000	274491	1,297.00	1,297.00
				Check Total:		1,297.00	
250978	11/01/2023	2289	SHERWIN WILLIAMS	A 1621.4790-90-000	273403	33.85	33.85
				A 1621.4280-90-000	273402	44.52	44.52
				A 1621.4790-90-000	273403	50.22	50.22
				Check Total:		128.59	
250979	11/01/2023	17276	SMITHTOWN HIGH SCHOOL WEST	A 2855.4160-90-000	275656	200.00	200.00
				A 2855.4160-90-000	275656	0.00	
				A 2855.4160-90-000	275656	0.00	
				Check Total:		200.00	
250980	11/01/2023	596	STAPLES ADVANTAGE	A 2110.4500-37-000	275222	50.61	114.65

PATCHOGUE-MEDFORD UFSD

Check Warrant Report For A - 44: Cash Disbursement- 11/1/23 For Dates 11/1/2023 - 11/30/2023



Check #	Check Date	Vendor ID	Vendor Name	Account	PO Number	Check Amount	Liquidated
250981	11/01/2023	12835	STAPLES ADVANTAGE		Check Total:	50.61	
				A 2111.4500-28-000	275163	296.61	296.61
				A 2123.4500-28-000	273633	158.40	158.40
				A 2815.4500-03-000	273612	122.52	122.52
				A 2110.4500-26-000	274426	13.36	13.36
				A 2111.4500-28-000	275163	15.32	15.32
				A 2815.4500-03-000	273612	118.99	118.99
				A 2111.4500-28-000	275163	25.50	25.50
				A 2111.4500-28-000	275163	29.10	31.80
					Check Total:	779.80	
250982	11/01/2023	17791	STEMPKOSKI, LINA	A 8060.4000-90-000	273373	2.10	2.10
				A 8060.4000-90-000	273373	0.00	
					Check Total:	2.10	
250983	11/01/2023	15492	STEVENS, ROBERT	A 2110.4140-90-000	275779	38.51	38.51
				A 2110.4140-90-000	275779	0.00	
					Check Total:	38.51	
250984	11/01/2023	17986	SUAREZ, HEATHER	A 8060.4000-90-FAM	275846	4.45	4.45
				A 8060.4000-90-FAM	275846	0.00	
					Check Total:	4.45	
250985	11/01/2023	2452	SUFFOLK COUNTY WATER AUTHORITY	A 1620.4743-90-000	273448	2,029.71	2,029.71
				A 1620.4743-90-000	273448	0.00	
				A 1620.4743-90-000	273448	52.07	52.07
				A 1620.4743-90-000	273448	0.00	
				A 1620.4743-90-000	273448	52.07	52.07
				A 1620.4743-90-000	273448	0.00	
				A 1620.4743-90-000	273448	668.74	668.74
				A 1620.4743-90-000	273448	0.00	
					Check Total:	2,802.59	

PATCHOGUE-MEDFORD UFSD

Check Warrant Report For A - 44: Cash Disbursement- 11/1/23 For Dates 11/1/2023 - 11/30/2023



Check #	Check Date	Vendor ID	Vendor Name	Account	PO Number	Check Amount	Liquidated
250986 ✓	11/01/2023	15549	SUNSHINE ALTERNATIVE EDUCATION CENTER ✓	A 2250.4730-90-000	275868 ✓	3,230.00 ✓	3,230.00
						Check Total:	3,230.00
250987 ✓	11/01/2023	17966	TAPIA SEGURA, CRISTIAN ✓	A 2128.4150-90-000	275472 ✓	30.06 ✓	30.06
				A 2128.4150-90-000	275472	0.00	
						Check Total:	30.06
250988 ✓	11/01/2023	15875	TAVERAS, ROANIE ✓	A 8060.4000-90-FAM	273455 ✓	8.52 ✓	8.52
				A 8060.4000-90-FAM	273455	0.00	
						Check Total:	8.52
250989 ✓	11/01/2023	2558	THE LIBRARY STORE, INC. ✓	A 2610.4500-26-000	273781 ✓	17.76 ✓	17.76
				A 2610.4500-07-000	273793 ✓	70.46 ✓	70.46
						Check Total:	88.22
250990 ✓	11/01/2023	15479	TURTLE & HUGHES INC. ✓	A 1621.4514-90-000	273393 ✓	269.99 ✓	269.99
						Check Total:	269.99
250991 ✓	11/01/2023	11276	ULINE INC. ✓	A 1670.4500-90-000	275215 ✓	89.10 ✓	89.10
						Check Total:	89.10
250992 ✓	11/01/2023	12043	UNITED SUPPLY CORP. ✓	A 2119.4500-06-000	274010 ✓	55.98 ✓	55.98
				A 2111.4500-37-000	273745 ✓	16.48 ✓	16.48
				A 2123.4500-28-000	274065 ✓	15.18 ✓	15.18
				A 2610.4500-28-000	273790 ✓	440.49 ✓	616.70
				A 2610.4500-27-000	273787 ✓	160.31 ✓	222.84
				A 2280.4500-90-000	273916 ✓	104.94 ✓	104.94
				A 2280.4500-90-000	273904 ✓	61.36 ✓	61.36
				A 2610.4500-03-000	273773 ✓	59.67 ✓	81.92
				A 2610.4500-26-000	273782 ✓	81.55 ✓	81.55
				A 2123.4500-28-000	274065 ✓	51.28 ✓	51.28
				A 2280.4500-90-000	273904 ✓	195.00 ✓	195.00

PATCHOGUE-MEDFORD UFSD



Check Warrant Report For A - 44: Cash Disbursement- 11/1/23 For Dates 11/1/2023 - 11/30/2023

Check #	Check Date	Vendor ID	Vendor Name	Account	PO Number	Check Amount	Liquidated
Check Total:						1,242.24	
250993	11/01/2023	17674	UNIVERSAL CHEERLEADERS ASSOCIATION	A 2855.4160-90-000	275810	200.00	200.00
Check Total:						200.00	
250994	11/01/2023	14850	VEX ROBOTICS INC.	A 2115.4500-37-000	275470	11,997.00	11,997.00
Check Total:						11,997.00	
250995	11/01/2023	11430	VOGEL STEPHANIE	A 2128.4150-90-000	275507	41.13	41.13
				A 2128.4150-90-000	275507	0.00	
Check Total:						41.13	
250996	11/01/2023	12446	W.B. MASON COMPANY	A 2111.4500-01-000	275251	35.57	35.57
				A 2610.4500-05-000	273996	71.16	71.16
				A 1670.4500-90-000	274229	290.00	290.00
				A 1670.4500-90-000	275709	1,791.72	1,791.72
				A 1240.4500-90-000	273462	0.93	0.93
				A 2111.4500-01-000	275251	46.36	46.36
				A 1670.4500-90-000	274229	58.00	727.00
				A 1670.4500-90-000	275709	283.80	283.80
				A 1310.4500-90-000	273462	1.16	1.16
				A 2111.4500-01-000	275251	18.00	18.00
				A 1670.4500-90-000	275709	49.36	49.36
				A 1430.4500-90-000	273462	0.93	0.93
				A 2111.4500-01-000	275251	174.85	174.85
				A 1670.4500-90-000	275709	304.40	304.40
				A 2010.4500-90-000	273462	0.93	0.93
				A 2111.4500-01-000	275251	-15.22	0.00
				A 2111.4500-01-000	275251	15.22	24.30
Check Total:						3,127.17	
250997	11/01/2023	2738	WARDS SCIENCE	A 2121.4500-27-000	274916	474.98	474.98
				A 2121.4500-37-000	273857	38.36	38.36

PATCHOGUE-MEDFORD UFSD



Check Warrant Report For A - 44: Cash Disbursement- 11/1/23 For Dates 11/1/2023 - 11/30/2023

Check #	Check Date	Vendor ID	Vendor Name	Account	PO Number	Check Amount	Liquidated
				A 2121.4500-28-000	274916 ✓	474.97 ✓	474.97
				A 2121.4500-37-000	273857 ✓	23.73 ✓	23.73
				A 2121.4500-27-000	274916 ✓	649.97 ✓	649.97
				A 2121.4500-37-000	273857 ✓	207.09 ✓	207.09
				A 2121.4500-28-000	274916 ✓	649.98 ✓	649.98
				Check Total:		2,519.08	
250998 ✓	11/01/2023	12555	WASHINGTON MUSIC SALES CTR INC ✓				
				A 2118.4500-07-000	275134 ✓	687.50 ✓	687.50
				A 2118.4500-37-000	274054 ✓	191.85 ✓	191.85
				A 2118.4500-28-000	274043 ✓	51.50 ✓	51.50
				Check Total:		930.85	
250999 ✓	11/01/2023	17952	WELLINGER, LINDSAY ✓				
				A 2128.4150-90-000	275477 ✓	15.59 ✓	15.59
				A 2128.4150-90-000	275477	0.00	
				Check Total:		15.59	
251000 ✓	11/01/2023	2765	WENGER CORPORATION ✓				
				A 2118.4500-37-000	274687 ✓	8,685.98 ✓	8,685.98
				Check Total:		8,685.98	
251001 ✓	11/01/2023	10750	WILDCAT TRACK CLUB INC. ✓				
				A 2855.4160-90-000	274962 ✓	340.00 ✓	340.00
				A 2855.4160-90-000	274962	0.00	
				Check Total:		340.00	
251002 ✓	11/01/2023	7887	WILSON LANGUAGE TRAINING ✓				
				A 2120.4500-04-000	275568 ✓	374.76 ✓	374.76
				Check Total:		374.76	
251003 ✓	11/01/2023	17693	WOOD, HALEY ✓				
				A 2110.4140-90-000	275780 ✓	41.79 ✓	41.79
				A 2110.4140-90-000	275780	0.00	
				Check Total:		41.79	
251004 ✓	11/01/2023	15983	YOUSCIENCE, LLC ✓				
				A 2280.4000-90-000	275348 ✓	5,450.00 ✓	5,450.00
				Check Total:		5,450.00	

PATCHOGUE-MEDFORD UFSD

Check Warrant Report For A - 44: Cash Disbursement- 11/1/23 For Dates 11/1/2023 - 11/30/2023



Check #	Check Date	Vendor ID	Vendor Name	Account	PO Number	Check Amount	Liquidated
Number of Transactions: 126					Warrant Total:	3,492,244.15	
					Vendor Portion:	3,492,244.15	

Certification of Warrant

To The District Treasurer: I hereby certify that I have verified the above claims, 126 in number, in the total amount of \$ 3,492,244.15. You are hereby authorized and directed to pay to the claimants certified above the amount of each claim allowed and charge each to the proper fund.

11-3-23 Adriane Brower Claims Auditor
 Date Signature Title
Mary Hooper alternate Claims Auditor

PATCHOGUE-MEDFORD UFSD

Check Warrant Report For C - 16: Cash Disbursement- 11/1/23 For Dates 11/1/2023 - 11/30/2023



Check #	Check Date	Vendor ID	Vendor Name	Account	PO Number	Check Amount	Liquidated
251005 ✓	11/01/2023	15725	ACE ENDICO, INC. ✓	C 2860.5820-95-000	274300 ✓	16,124.70	16,124.70
					Check Total:	16,124.70 ✓	
251006 ✓	11/01/2023	17740	AMAZON CAPITAL SERVICES, INC. ✓	C 2860.5010-95-000	275640 ✓	64.62 ✓	64.62
				C 2860.5010-95-000	275640	-25.99 ✓	0.00
					Check Total:	38.63 ✓	
251007 ✓	11/01/2023	13377	AMERICAN CLASSIC SPECIALTIES ✓	C 2860.5820-95-000	274296 ✓	126.55 ✓	126.55
				C 2860.5820-95-000	274296	246.60 ✓	246.60
				C 2860.5820-95-000	274296	148.60 ✓	148.60
				C 2860.5820-95-000	274296	363.60 ✓	363.60
				C 2860.5820-95-000	274296	94.25 ✓	94.25
					Check Total:	979.60 ✓	
251008 ✓	11/01/2023	152	APPCO PAPER & PLASTICS CORP. ✓	C 2860.5800-95-000	274297 ✓	561.70	561.70
					Check Total:	561.70 ✓	
251009 ✓	11/01/2023	7830	BAR BOY PRODUCTS ✓	C 2860.4500-95-000	275619 ✓	300.00 ✓	300.00
				C 2860.4500-95-000	275619	-30.00 ✓	0.00
					Check Total:	270.00 ✓	
251010 ✓	11/01/2023	10096	BIG GEYSER, INC. ✓	C 2860.5820-95-000	274299 ✓	203.40	203.40
					Check Total:	203.40 ✓	
251011 ✓	11/01/2023	11917	COMMERCIAL INSTRU. SERVS., INC ✓	C 2860.4690-95-000	274275 ✓	1,134.18 ✓	1,134.18
				C 2860.4690-95-000	274275	180.00 ✓	180.00
					Check Total:	1,314.18 ✓	
251012 ✓	11/01/2023	12933	J&F SUPPLY INC OF LONG ISLAND ✓	C 2860.5800-95-000	274283 ✓	942.50	942.50
					Check Total:	942.50 ✓	
251013 ✓	11/01/2023	1285	JAY BEE DISTRIBUTORS INC. ✓	C 2860.5820-95-000	274285 ✓	3,446.07 ✓	3,446.07



PATCHOGUE-MEDFORD UFSD



Check Warrant Report For C - 16: Cash Disbursement- 11/1/23 For Dates 11/1/2023 - 11/30/2023

Check #	Check Date	Vendor ID	Vendor Name	Account	PO Number	Check Amount	Liquidated
251014 ✓	11/01/2023	15006	LODICO, DONNA ✓		Check Total:	3,446.07 ✓	
				C 2860.4150-95-000	275704 ✓	61.36	61.36
251015 ✓	11/01/2023	17981	MAID-RITE SPECIALTY FOODS INC. ✓		Check Total:	61.36 ✓	
				C 2860.5820-95-000	275724 ✓	531.30	531.30
251016 ✓	11/01/2023	14914	MEADOW PROVISIONS CORP. ✓		Check Total:	531.30 ✓	
				C 2860.5820-95-000	274287 ✓	661.17	661.17
				C 2860.5820-95-000	274287	264.50	264.50
251017 ✓	11/01/2023	10998	MODERN ITALIAN BAKERY ✓		Check Total:	925.67 ✓	
				C 2860.5820-95-000	274290 ✓	76.99	76.99
				C 2860.5820-95-000	274290	47.66	47.66
				C 2860.5820-95-000	274290	91.45	91.45
				C 2860.5820-95-000	274290	133.40	133.40
				C 2860.5820-95-000	274290	110.55	110.55
				C 2860.5820-95-000	274290	64.90	64.90
				C 2860.5820-95-000	274290	84.80	84.80
				C 2860.5820-95-000	274290	36.15	36.15
				C 2860.5820-95-000	274290	52.27	52.27
				C 2860.5820-95-000	274290	45.79	45.79
				C 2860.5820-95-000	274290	93.48	93.48
				C 2860.5820-95-000	274290	43.38	43.38
				C 2860.5820-95-000	274290	23.12	23.12
				C 2860.5820-95-000	274290	52.04	52.04
				C 2860.5820-95-000	274290	14.11	14.11
				C 2860.5820-95-000	274290	6.45	6.45
				C 2860.5820-95-000	274290	61.80	61.80
				C 2860.5820-95-000	274290	33.67	33.67
251018 ✓	11/01/2023	12446	W.B. MASON COMPANY ✓		Check Total:	1,072.01 ✓	
				C 2860.5800-95-000	274295 ✓	412.00	412.00

PATCHOGUE-MEDFORD UFSD

Check Warrant Report For C - 16: Cash Disbursement- 11/1/23 For Dates 11/1/2023 - 11/30/2023



Check #	Check Date	Vendor ID	Vendor Name	Account	PO Number	Check Amount	Liquidated
Number of Transactions: 14						412.00	
						26,883.12	
						26,883.12	

Certification of Warrant

To The District Treasurer: I hereby certify that I have verified the above claims, 14 in number, in the total amount of \$26,883.12. You are hereby authorized and directed to pay to the claimants certified above the amount of each claim allowed and charge each to the proper fund.

11/1/23 Nancy Horvath Alternate Claims Auditor
Date Signature Title

PATCHOGUE-MEDFORD UFSD

Check Warrant Report For F - 14: Cash Disbursement- 11/1/23 For Dates 11/1/2023 - 11/30/2023



Check #	Check Date	Vendor ID	Vendor Name	Account	PO Number	Check Amount	Liquidated
251019 ✓	11/01/2023	17900	GXC, INC. ✓	F 2110.2000-90-ARP	274457 ✓	351,148.20 ✓	351,148.20
						Check Total:	351,148.20
251020 ✓	11/01/2023	12446	W.B. MASON COMPANY ✓	F 2128.4500-90-1423	273346 ✓	1,123.99 ✓	1,123.99
						F 2128.4500-90-1423	273346 ✓
						1,002.59 ✓	1,002.59
						F 2128.4500-90-1423	273346 ✓
						264.46 ✓	264.46
						F 2128.4500-90-1423	273346 ✓
						53.95 ✓	142.40
						Check Total:	2,444.99
						Warrant Total:	353,593.19
						Vendor Portion:	353,593.19

Number of Transactions: 2

Certification of Warrant

To The District Treasurer: I hereby certify that I have verified the above claims, 2 in number, in the total amount of \$ 353,593.19. You are hereby authorized and directed to pay to the claimants certified above the amount of each claim allowed and charge each to the proper fund.

11-3-23 Adriane Brower Claims Auditor
 Date Signature Title

PATCHOGUE-MEDFORD UFSD

Check Warrant Report For H - 9: Cash Disbursement- 11/1/23 For Dates 11/1/2023 - 11/30/2023



Check #	Check Date	Vendor ID	Vendor Name	Account	PO Number	Check Amount	Liquidated
251021	11/01/2023	17814	W.H.M. PLUMBING & HEATING CONTRACTORS, INC	H 2223.2930-0-1526	272801	17,957.85	17,957.85
						Check Total:	17,957.85
						Warrant Total:	17,957.85
						Vendor Portion:	17,957.85

Number of Transactions: 1

Certification of Warrant

To The District Treasurer: I hereby certify that I have verified the above claims, 1 in number, in the total amount of \$ 17,957.85. You are hereby authorized and directed to pay to the claimants certified above the amount of each claim allowed and charge each to the proper fund.

11-3-23 Adriane Brower Claims Auditor
 Date Signature Title

PATCHOGUE-MEDFORD UFSD



Check Warrant Report For A - 49: Cash Disbursement- 11/7/23 For Dates 11/2/2023 - 11/30/2023

Check #	Check Date	Vendor ID	Vendor Name	Account	PO Number	Check Amount	Liquidated
251025	11/07/2023	15725	ACE ENDICO, INC.	A 7310.5813-90-000	274952	180.92	180.92
				A 7310.5811-90-000	274953	445.61	445.61
				Check Total:		626.53	
251026	11/07/2023	14700	AHOLD FINANCIAL SERVICES	A 2250.4500-26-000	274181	146.34	146.34
				Check Total:		146.34	
251027	11/07/2023	87	ALL AMERICAN AWARDS INC.	A 2110.4500-27-000	275322	56.25	56.25
				Check Total:		56.25	
251028	11/07/2023	2104	ALL AMERICAN SPORT CORP.	A 2855.4500-28-000	274764	845.00	845.00
				A 2855.4630-90-000	272564	281.91	281.91
				A 2855.4630-90-000	272564	422.40	422.40
				A 2855.4630-90-000	272564	352.00	352.00
				Check Total:		1,901.31	
251029	11/07/2023	102	ALLSTATE SIGN AND PLAQUE CORP	A 2020.4500-05-000	275097	227.21	227.21
				A 1622.4500-90-000	275092	80.95	80.95
				Check Total:		308.16	
251030	11/07/2023	17740	AMAZON CAPITAL SERVICES, INC.	A 2110.4500-01-TCH	274232	95.77	95.77
				Check Total:		95.77	
251031	11/07/2023	17740	AMAZON CAPITAL SERVICES, INC.	A 2110.4500-04-TCH	274248	7.13	7.13
				A 2110.4500-04-TCH	274248	99.36	99.36
				A 2110.4500-04-TCH	274248	11.99	11.99
				Check Total:		118.48	
251032	11/07/2023	17740	AMAZON CAPITAL SERVICES, INC.	A 2110.4500-37-TCH	274234	99.91	31.89
				A 2110.4500-37-TCH	274234	-68.02	0.00
				A 2110.4500-37-TCH	274234	97.73	97.73
				A 2110.4500-37-TCH	274234	19.49	19.49

PATCHOGUE-MEDFORD UFSD

Check Warrant Report For A - 49: Cash Disbursement- 11/7/23 For Dates 11/2/2023 - 11/30/2023



Check #	Check Date	Vendor ID	Vendor Name	Account	PO Number	Check Amount	Liquidated
				A 2110.4500-37-TCH	274234 ✓	99.36 ✓	99.36
				A 2110.4500-37-TCH	274234 ✓	97.81 ✓	48.21
				A 2110.4500-37-TCH	274234 ✓	-49.60 ✓	0.00
				A 2110.4500-37-TCH	274234 ✓	97.75 ✓	97.75
				A 2110.4500-37-TCH	274234 ✓	8.48 ✓	8.48
				A 2110.4500-37-TCH	274234 ✓	88.79 ✓	88.79
				A 2110.4500-37-TCH	274234 ✓	98.49 ✓	98.49
				A 2110.4500-37-TCH	274234 ✓	11.48 ✓	11.48
				A 2110.4500-37-TCH	274234 ✓	86.45 ✓	86.45
				A 2110.4500-37-TCH	274234 ✓	99.56 ✓	99.56
				A 2110.4500-37-TCH	274234 ✓	98.82 ✓	98.82
				A 2110.4500-37-TCH	274234 ✓	86.10 ✓	86.10
				A 2110.4500-37-TCH	274234 ✓	3.89 ✓	3.89
				A 2110.4500-37-TCH	274234 ✓	99.89 ✓	99.89
				A 2110.4500-37-TCH	274234 ✓	9.98 ✓	9.98
				A 2110.4500-37-TCH	274234 ✓	99.79 ✓	99.79
				Check Total:		1,186.15	
251033 ✓	11/07/2023	17740	AMAZON CAPITAL SERVICES, INC. ✓	A 1430.4500-90-000	275763 ✓	89.91 ✓	89.91
				A 2850.4500-02-000	275921 ✓	140.11 ✓	140.11
				A 2020.4500-05-000	275862 ✓	200.16 ✓	221.90
				A 1622.4500-90-000	275468 ✓	68.37 ✓	69.60
				A 2117.4500-26-000	275898 ✓	189.98 ✓	189.98
				A 8060.4500-90-SEL	275978 ✓	118.99 ✓	118.99
				A 2118.4500-27-000	275936 ✓	17.48 ✓	17.48
				A 2114.4500-90-000	275850 ✓	771.37 ✓	771.37
				A 2110.4500-27-TCH	274236 ✓	97.38 ✓	97.38
				A 2111.4500-37-000	275900 ✓	23.98 ✓	23.98
				A 2122.4510-28-000	275633 ✓	97.99 ✓	97.99
				A 2117.4500-03-000	275730 ✓	98.04 ✓	98.04
				A 2114.4500-90-000	275850 ✓	31.96 ✓	31.96
				Check Total:		1,945.72	
251034 ✓	11/07/2023	11909	AMERICAN PAD-EX OF NY, INC. ✓				

PATCHOGUE-MEDFORD UFSD

Check Warrant Report For A - 49: Cash Disbursement- 11/7/23 For Dates 11/2/2023 - 11/30/2023



Check #	Check Date	Vendor ID	Vendor Name	Account	PO Number	Check Amount	Liquidated
				A 1620.4790-90-000	274129 ✓	34.20 ✓	34.20
				A 1620.4790-90-000	274128 ✓	62.28 ✓	62.28
				A 1620.4790-90-000	274129 ✓	136.84 ✓	136.84
				A 1620.4790-90-000	274128 ✓	75.08 ✓	75.08
				A 1620.4790-90-000	274129 ✓	111.42 ✓	111.42
				A 1620.4790-90-000	274128 ✓	58.00 ✓	58.00
				A 1620.4790-90-000	274129 ✓	91.95 ✓	91.95
				A 1620.4790-90-000	274128 ✓	47.52 ✓	47.52
				A 1620.4790-90-000	274129 ✓	91.56 ✓	91.56
				A 1620.4790-90-000	274128 ✓	61.82 ✓	61.82
				A 1620.4790-90-000	274128 ✓	229.40 ✓	229.40
				Check Total:		1,000.07	
251035 ✓	11/07/2023	18016	ARIZAGA FERNANDEZ, JASON ✓	A 1335		37.00 ✓	
				Check Total:		37.00	
251036 ✓	11/07/2023	15765	AUTOZONE STORES LLC ✓	A 5510.5703-90-000	274254 ✓	137.94 ✓	137.94
				A 5510.4690-90-000	274221 ✓	181.16 ✓	181.16
				A 5510.4690-90-000	274221 ✓	71.25 ✓	71.25
				Check Total:		390.35	
251037 ✓	11/07/2023	11119	B & H PHOTO VIDEO PRO AUDIO ✓	A 2111.4500-37-000	275908 ✓	456.84 ✓	456.84
				Check Total:		456.84	
251038 ✓	11/07/2023	8116	BARNWELL HOUSE OF TIRES INC. ✓	A 5510.5701-90-000	274219 ✓	2,715.88 ✓	2,715.88
				Check Total:		2,715.88	
251039 ✓	11/07/2023	14093	BAYADA HOME HEALTH CARE ✓	A 2250.4490-90-000	275760 ✓	1,360.00 ✓	1,360.00
				A 2250.4490-90-000	275760 ✓	1,437.50 ✓	1,437.50
				Check Total:		2,797.50	
251040 ✓	11/07/2023	293	BILINGUAL DICTIONARIES, INC. ✓	A 2128.4500-37-000	275719 ✓	3,784.00 ✓	3,784.00
				Check Total:		3,784.00	

PATCHOGUE-MEDFORD UFSD



Check Warrant Report For A - 49: Cash Disbursement- 11/7/23 For Dates 11/2/2023 - 11/30/2023

Check #	Check Date	Vendor ID	Vendor Name	Account	PO Number	Check Amount	Liquidated
251041 ✓	11/07/2023	14016	BLICK ART MATERIALS, LLC ✓	A 2111.4500-37-000	275482 ✓	552.18 ✓	552.18
				A 2111.4500-37-000	275482 ✓	64.10 ✓	64.10
				Check Total:		616.28	
251042 ✓	11/07/2023	6565	BROOKHAVEN LOCKSMITHS INC. ✓	A 1621.4514-90-000	273234 ✓	60.00 ✓	60.00
				Check Total:		60.00	
251043 ✓	11/07/2023	15535	BSN SPORTS LLC ✓	A 2855.4500-37-000	275573 ✓	614.85 ✓	614.85
				A 2119.4500-27-000	275823	672.58 ✓	672.58
				Check Total:		1,287.43	
251044 ✓	11/07/2023	10560	BYRNE & SON IRRIGATION INC. ✓	A 1621.4660-90-000	273232 ✓	170.00 ✓	170.00
				Check Total:		170.00	
251045 ✓	11/07/2023	422	CAROLINA BIOLOGICAL SUPPLY CO. ✓	A 2121.4500-01-000	275828 ✓	4,030.24 ✓	4,030.24
				A 2121.4500-05-000	275028 ✓	945.79 ✓	945.79
				A 2121.4500-06-000	274150 ✓	723.50 ✓	723.50
				A 2121.4500-06-000	274152 ✓	252.90 ✓	252.90
				A 2121.4500-06-000	274970 ✓	351.86 ✓	351.86
				A 2121.4500-06-000	275109 ✓	660.74 ✓	660.74
				A 2121.4500-02-000	275829 ✓	32.91 ✓	32.91
				A 2121.4500-05-000	275830 ✓	2,439.56 ✓	2,439.56
				A 2121.4500-05-000	275028 ✓	1,027.80 ✓	1,027.80
				Check Total:		10,465.30	
251046 ✓	11/07/2023	11558	COHEN, JOEY ✓	A 1430.4750-90-000	275910 ✓	1,619.78 ✓	1,619.78
				Check Total:		1,619.78	
251047 ✓	11/07/2023	11917	COMMERCIAL INSTRU. SERVS., INC ✓	A 1621.4660-90-000	273228 ✓	540.00 ✓	540.00
				Check Total:		540.00	
251048 ✓	11/07/2023	18019	CONRAD, GINA ✓	A 1335		37.00 ✓	

PATCHOGUE-MEDFORD UFSD



Check Warrant Report For A - 49: Cash Disbursement- 11/7/23 For Dates 11/2/2023 - 11/30/2023

Check #	Check Date	Vendor ID	Vendor Name	Account	PO Number	Check Amount	Liquidated
251049 ✓	11/07/2023	10411	CRISIS PREVENTION INSTITUTE ✓		Check Total:	37.00	
				A 2250.4510-90-000	275757 ✓	1,849.00 ✓	1,849.00
251050 ✓	11/07/2023	12868	CSSI ✓		Check Total:	1,849.00	
				A 2610.4500-27-000	273785 ✓	84.75 ✓	92.41
				A 2610.4500-07-000	273791 ✓	147.38 ✓	184.63
				A 2610.4500-04-000	273774 ✓	137.88 ✓	172.32
				A 2610.4500-26-000	273779 ✓	458.40 ✓	468.15
					Check Total:	828.41	
251051 ✓	11/07/2023	18018	D'ESPOSITO, CHELSEA ✓				
				A 1335		37.00 ✓	
					Check Total:	37.00	
251052 ✓	11/07/2023	18014	DESANTIS, ROBERT ✓				
				A 1335		37.00 ✓	
					Check Total:	37.00	
251053 ✓	11/07/2023	17708	DYNASTY ELEVATOR CORP. ✓				
				A 1621.4790-90-000	273225 ✓	2,310.00 ✓	2,310.00
					Check Total:	2,310.00	
251054 ✓	11/07/2023	806	EDUCATION AT MATHER ✓				
				A 2110.4301-90-000	274942 ✓	718.25 ✓	718.25
					Check Total:	718.25	
251055 ✓	11/07/2023	8343	ERIC ARMIN INC. ✓				
				A 2117.4500-03-000	275648 ✓	13.16 ✓	13.16
					Check Total:	13.16	
251056 ✓	11/07/2023	915	FISHER SCIENTIFIC COMPANY, LLC ✓				
				A 2121.4500-27-000	273817 ✓	27.67 ✓	31.62
					Check Total:	27.67	
251057 ✓	11/07/2023	6830	FLINN SCIENTIFIC INC ✓				
				A 2121.4500-27-000	273830 ✓	351.36 ✓	351.36
				A 2121.4500-27-000	273824 ✓	153.68 ✓	153.68
				A 2121.4500-27-000	273818 ✓	69.28 ✓	69.28
				A 2121.4500-27-000	273830 ✓	22.25 ✓	22.25

PATCHOGUE-MEDFORD UFSD

Check Warrant Report For A - 49: Cash Disbursement- 11/7/23 For Dates 11/2/2023 - 11/30/2023



Check #	Check Date	Vendor ID	Vendor Name	Account	PO Number	Check Amount	Liquidated
				A 2121.4500-27-000	273830 ✓	22.25 ✓	22.25
					Check Total:	618.82	
251058 ✓	11/07/2023	17450	FOLLETT CONTENT SOLUTIONS, LLC ✓				
				A 2610.5200-26-000	274552 ✓	1,940.55 ✓	1,940.55
				A 2610.5200-03-000	274555 ✓	4,650.62 ✓	4,650.62
				A 2610.5200-26-000	274552 ✓	3,125.47 ✓	3,125.47
				A 2610.5200-03-000	274555 ✓	588.82 ✓	588.82
				A 2610.5200-26-000	274552 ✓	344.47 ✓	344.47
				A 2610.5200-03-000	274555 ✓	166.02 ✓	343.74
				A 2610.5200-26-000	274552 ✓	180.24 ✓	455.98
					Check Total:	10,996.19	
251059 ✓	11/07/2023	15502	GENERATION CITIZEN, INC. ✓				
				A 2122.4000-37-000	276011 ✓	1,000.00 ✓	1,000.00
					Check Total:	1,000.00	
251060 ✓	11/07/2023	1058	GRAINGER, INC. W. W. ✓				
				A 1620.4512-90-000	275877 ✓	3,106.61 ✓	3,106.61
				A 1620.4512-90-000	275858 ✓	1,130.40 ✓	1,130.40
				A 1621.4514-90-000	273425 ✓	28.28 ✓	28.28
				A 1621.4514-90-000	273425 ✓	335.56 ✓	335.56
				A 1621.4514-90-000	273425 ✓	836.83 ✓	836.83
					Check Total:	5,437.68	
251061 ✓	11/07/2023	11485	GUERCIO & GUERCIO, LLP. ✓				
				A 1420.4414-90-000	273298 ✓	5,256.15 ✓	5,256.15
				A 1420.4413-90-000	273299 ✓	5,458.33 ✓	5,458.33
				A 1420.4411-90-000	273300 ✓	5,583.33 ✓	5,583.33
				A 1420.4414-90-000	273298 ✓	11,018.75 ✓	11,018.75
					Check Total:	27,316.56	
251062 ✓	11/07/2023	14478	HERFF JONES, LLC ✓				
				A 2128.4500-37-000	274633 ✓	319.95 ✓	335.00
					Check Total:	319.95	
251063 ✓	11/07/2023	18017	HIGHTOWER, ALIYA ✓				
				A 1335		37.00 ✓	

PATCHOGUE-MEDFORD UFSD



Check Warrant Report For A - 49: Cash Disbursement- 11/7/23 For Dates 11/2/2023 - 11/30/2023

Check #	Check Date	Vendor ID	Vendor Name	Account	PO Number	Check Amount	Liquidated
				Check Total:		37.00	
251064 ✓	11/07/2023	18006	HOLODNIAK, MARGARET ✓	A 1310.4750-90-000	275896 ✓	29.41 ✓	29.41
				Check Total:		29.41	
251065 ✓	11/07/2023	12890	HOME DEPOT CREDIT SERVICES ✓	A 1621.4514-90-000	273422 ✓	14.56 ✓	14.56
				Check Total:		14.56	
251066 ✓	11/07/2023	11985	HTP MECHANICAL CORP. ✓	A 1621.4790-90-000	275479 ✓	15,819.00 ✓	17,500.00
				A 1621.4660-90-000	273420 ✓	98.00 ✓	98.00
				Check Total:		15,917.00	
251067 ✓	11/07/2023	7229	J.C. BRODERICK & ASSOC. ✓	A 1620.4750-90-000	275510 ✓	350.00 ✓	350.00
				A 1620.4750-90-000	274812 ✓	700.00 ✓	700.00
				Check Total:		1,050.00	
251068 ✓	11/07/2023	9547	J.J. STANIS & COMPANY, INC. ✓	A 9045.8000-90-000	273335 ✓	4,824.88 ✓	4,824.88
				A 9055.8000-90-000	273335	8,972.39 ✓	8,972.39
				A 9060.8000-90-000	273335	5,840.08 ✓	5,840.08
				Check Total:		19,637.35 ✓	
251069 ✓	11/07/2023	1935	J.W. PEPPER & SON, INC. ✓	A 2118.4820-90-000	275457 ✓	57.49 ✓	57.49
				Check Total:		57.49	
251070 ✓	11/07/2023	14287	KELLY PIANO TUNING ✓	A 2118.4691-90-000	274411 ✓	255.00 ✓	255.00
				Check Total:		255.00	
251071 ✓	11/07/2023	1378	L.I. HARDWARE ✓	A 1621.4514-90-000	273418 ✓	53.07 ✓	53.07
				A 1621.4514-90-000	273418 ✓	69.90 ✓	69.90
				Check Total:		122.97	
251072 ✓	11/07/2023	1394	LAKESHORE LEARNING MATERIALS ✓	A 2117.4500-04-000	275647 ✓	18.49 ✓	18.49
				Check Total:		18.49	

PATCHOGUE-MEDFORD UFSD



Check Warrant Report For A - 49: Cash Disbursement- 11/7/23 For Dates 11/2/2023 - 11/30/2023

Check #	Check Date	Vendor ID	Vendor Name	Account	PO Number	Check Amount	Liquidated
251073 ✓	11/07/2023	13873	LICSS ✓	A 2122.4150-90-000	275511 ✓	185.00 ✓	185.00
Check Total:						185.00	
251074 ✓	11/07/2023	11562	LOGAN, DENNIS ✓	A 1040.4750-90-000	275609 ✓	153.69 ✓	250.00
Check Total:						153.69	
251075 ✓	11/07/2023	10931	LOSER'S MUSIC INC. ✓	A 2118.4820-90-000	274256 ✓	7.48 ✓	7.48
				A 2118.4820-90-000	275302 ✓	41.25 ✓	41.25
Check Total:						48.73	
251076 ✓	11/07/2023	10363	LOWE'S CREDIT SERVICES ✓	A 1621.4514-90-000	274573 ✓	13.28 ✓	13.28
				A 1620.4512-90-000	274575 ✓	34.62 ✓	34.62
Check Total:						47.90	
251077 ✓	11/07/2023	18015	MC GEE, VERONICA ✓	A 1335		37.00 ✓	
Check Total:						37.00	
251078 ✓	11/07/2023	17887	MD BUYING GROUP, LLC ✓	A 2815.4500-03-000	275282 ✓	60.00 ✓	60.00
Check Total:						60.00	
251079 ✓	11/07/2023	1709	NASCO ✓	A 2121.4500-27-000	273828 ✓	24.86 ✓	24.86
				A 2121.4500-27-000	273821 ✓	82.65 ✓	82.65
				A 2121.4500-27-000	273815 ✓	45.74 ✓	45.74
				A 2121.4500-27-000	273821 ✓	227.99 ✓	275.63
Check Total:						381.24	
251080 ✓	11/07/2023	1709	NASCO ✓	A 2123.4500-28-000	274063 ✓	52.02 ✓	52.02
				A 2121.4510-26-000	275712 ✓	356.60 ✓	356.60
				A 2123.4500-28-000	274063 ✓	34.68 ✓	34.68
Check Total:						443.30	
251081 ✓	11/07/2023	9774	NATIONAL GRID ✓	A 1620.4742-90-000	273493	5,284.76 ✓	5,284.76 ✓

PATCHOGUE-MEDFORD UFSD

Check Warrant Report For A - 49: Cash Disbursement- 11/7/23 For Dates 11/2/2023 - 11/30/2023



Check #	Check Date	Vendor ID	Vendor Name	Account	PO Number	Check Amount	Liquidated
251082 ✓	11/07/2023	9774 NATIONAL GRID ✓		A 1620.4742-90-000	273493	0.00	
					Check Total:	5,284.76	
				A 1620.4742-90-000	273493 ✓	38.95	38.95
251083 ✓	11/07/2023	9774 NATIONAL GRID ✓		A 1620.4742-90-000	273493	0.00	
					Check Total:	38.95	
				A 1620.4742-90-000	273493 ✓	414.95	414.95
251084 ✓	11/07/2023	9774 NATIONAL GRID ✓		A 1620.4742-90-000	273493	0.00	
					Check Total:	414.95	
				A 1620.4742-90-000	273493 ✓	1,184.26	1,184.26
251085 ✓	11/07/2023	9774 NATIONAL GRID ✓		A 1620.4742-90-000	273493	0.00	
					Check Total:	1,184.26	
				A 1620.4742-90-000	273493 ✓	325.35	325.35
251086 ✓	11/07/2023	9774 NATIONAL GRID ✓		A 1620.4742-90-000	273493	0.00	
					Check Total:	325.35	
				A 1620.4742-90-000	273493 ✓	603.87	603.87
251087 ✓	11/07/2023	9774 NATIONAL GRID ✓		A 1620.4742-90-000	273493	0.00	
					Check Total:	603.87	
				A 1620.4742-90-000	273493 ✓	180.09	180.09
251088 ✓	11/07/2023	9774 NATIONAL GRID ✓		A 1620.4742-90-000	273493	0.00	
					Check Total:	180.09	
				A 1620.4742-90-000	273493 ✓	826.73	826.73
251089 ✓	11/07/2023	9774 NATIONAL GRID ✓		A 1620.4742-90-000	273493	0.00	
					Check Total:	826.73	
				A 1620.4742-90-000	273493 ✓	770.58	770.58

PATCHOGUE-MEDFORD UFSD



Check Warrant Report For A - 49: Cash Disbursement- 11/7/23 For Dates 11/2/2023 - 11/30/2023

Check #	Check Date	Vendor ID	Vendor Name	Account	PO Number	Check Amount	Liquidated
				Check Total:		770.58	
251090	11/07/2023	15191	NEGRIN, MARC	A 1010.4750-90-000	275608	238.18	250.00
				Check Total:		238.18	
251091	11/07/2023	13548	NYSIF DISABILITY BENEFITS	A 9056.8000-90-000	273442	2,388.75	2,388.75
				Check Total:		2,388.75	
251092	11/07/2023	17521	ODP BUSINESS SOLUTIONS, LLC	A 1430.4500-90-000	275600	478.80	478.80
				Check Total:		478.80	
251093	11/07/2023	17521	ODP BUSINESS SOLUTIONS, LLC	A 1620.4502-90-000	273209	2,642.00	2,642.00
				Check Total:		2,642.00	
251094	11/07/2023	17308	PITSCO EDUCATION, LLC	A 2121.4500-27-000	273826	43.60	43.60
				Check Total:		43.60	
251095	11/07/2023	6901	POSITIVE PROMOTIONS	A 2020.4500-26-000	275785	571.10	571.10
				Check Total:		571.10	
251096	11/07/2023	13814	PSEGLI	A 1620.4770-90-000	273330	88.45	88.45
				A 1620.4770-90-000	273330	0.00	
				Check Total:		88.45	
251097	11/07/2023	13814	PSEGLI	A 1620.4770-90-000	273330	192.55	192.55
				A 1620.4770-90-000	273330	0.00	
				Check Total:		192.55	
251098	11/07/2023	13814	PSEGLI	A 1620.4770-90-000	273330	19.08	19.08
				A 1620.4770-90-000	273330	0.00	
				Check Total:		19.08	
251099	11/07/2023	13814	PSEGLI	A 1620.4770-90-000	273330	43.28	43.28

PATCHOGUE-MEDFORD UFSD

Check Warrant Report For A - 49: Cash Disbursement- 11/7/23 For Dates 11/2/2023 - 11/30/2023



Check #	Check Date	Vendor ID	Vendor Name	Account	PO Number	Check Amount	Liquidated
251100 ✓	11/07/2023	13814 PSEGLI ✓		A 1620.4770-90-000	273330	0.00	
					Check Total:	43.28 ✓	
				A 1620.4770-90-000	273330	864.84	864.84
251101 ✓	11/07/2023	13814 PSEGLI ✓		A 1620.4770-90-000	273330 ✓	0.00	
					Check Total:	864.84 ✓	
				A 1620.4770-90-000	273330	117.38	117.38
251102 ✓	11/07/2023	13814 PSEGLI ✓		A 1620.4770-90-000	273330	0.00	
					Check Total:	117.38 ✓	
				A 1620.4770-90-000	273330 ✓	43.84	43.84
251103 ✓	11/07/2023	13814 PSEGLI ✓		A 1620.4770-90-000	273330	0.00	
					Check Total:	43.84 ✓	
				A 1620.4770-90-000	273330 ✓	131.42	131.42
251104 ✓	11/07/2023	13814 PSEGLI ✓		A 1620.4770-90-000	273330	0.00	
					Check Total:	131.42 ✓	
				A 1620.4770-90-000	273330	117.38	117.38
251105 ✓	11/07/2023	13814 PSEGLI ✓		A 1620.4770-90-000	273330	0.00	
					Check Total:	117.38 ✓	
				A 1620.4770-90-000	273330 ✓	6,187.57	6,187.57
251106 ✓	11/07/2023	13814 PSEGLI ✓		A 1620.4770-90-000	273330	0.00	
					Check Total:	6,187.57 ✓	
				A 1620.4770-90-000	273330 ✓	2,305.77	2,305.77
251107 ✓	11/07/2023	2032 PUPIL BENEFITS PLAN, INC. ✓		A 1620.4770-90-000	273330	0.00	
					Check Total:	2,305.77 ✓	
				A 1910.4002-90-000	273325 ✓	103,309.15	103,309.15
				A 1910.4002-90-000	273325	2,500.00	2,500.00

PATCHOGUE-MEDFORD UFSD

Check Warrant Report For A - 49: Cash Disbursement- 11/7/23 For Dates 11/2/2023 - 11/30/2023



Check #	Check Date	Vendor ID	Vendor Name	Account	PO Number	Check Amount	Liquidated
Check Total:						105,809.15	
251108 ✓	11/07/2023	12272	RALLY! EDUCATION ✓	A 2110.4500-90-000	275680 ✓	2,677.40 ✓	2,677.40
Check Total:						2,677.40	
251109 ✓	11/07/2023	16970	SAVVAS LEARNING COMPANY LLC ✓	A 2121.4500-01-000	275386 ✓	2,110.24 ✓	1,701.86
				A 2121.4500-02-000	275386 ✓	1,151.86 ✓	1,151.86
				A 2121.4500-03-000	275386 ✓	1,426.86 ✓	1,426.86
				A 2121.4500-04-000	275386 ✓	1,426.86 ✓	1,426.86
				A 2121.4500-05-000	275386 ✓	1,426.86 ✓	1,426.86
				A 2121.4500-06-000	275386 ✓	876.86 ✓	876.86
				A 2121.4500-07-000	275386 ✓	1,426.84 ✓	1,426.84
				A 2121.4500-01-000	275386 ✓	-408.38 ✓	0.00
Check Total:						9,438.00	
251110 ✓	11/07/2023	8962	SCHOLASTIC INC. ✓	A 2121.4500-27-000	274335 ✓	329.67 ✓	329.67
				A 2120.4500-26-000	275503 ✓	224.75 ✓	224.75
				A 2120.4500-27-000	275504 ✓	449.50 ✓	449.50
				A 2120.4500-28-000	275505 ✓	449.50 ✓	449.50
				A 2120.4500-37-000	275506 ✓	224.75 ✓	224.75
				A 2112.4510-26-000	275500 ✓	2,157.60 ✓	2,157.60
				A 2112.4510-28-000	275502 ✓	1,887.90 ✓	1,887.90
Check Total:						5,723.67	
251111 ✓	11/07/2023	12903	SCHOOL OUTFITTERS ✓	A 2250.4500-37-000	275417 ✓	1,931.94 ✓	1,931.94
Check Total:						1,931.94	
251112 ✓	11/07/2023	17192	SCHOOL SPECIALTY, LLC. ✓	A 2121.4500-27-000	273820 ✓	147.53 ✓	198.59
				A 2121.4510-26-000	274872 ✓	39.13 ✓	39.13
				A 2121.4510-26-000	274803 ✓	66.51 ✓	82.55
				A 2120.4500-01-000	275650 ✓	4.96 ✓	4.96
				A 2111.4500-03-000	273672 ✓	534.43 ✓	534.43
				A 2111.4500-05-000	273685 ✓	1,127.07 ✓	1,127.07

PATCHOGUE-MEDFORD UFSD

Check Warrant Report For A - 49: Cash Disbursement- 11/7/23 For Dates 11/2/2023 - 11/30/2023



Check #	Check Date	Vendor ID	Vendor Name	Account	PO Number	Check Amount	Liquidated
				A 2111.4500-28-000	273701 ✓	17.35 ✓	17.35
				A 2111.4500-26-000	274853 ✓	1,095.65 ✓	1,095.65
				A 2121.4510-27-000	274872 ✓	78.27 ✓	78.27
				A 2121.4510-27-000	274803 ✓	149.05 ✓	165.09
				A 2111.4500-03-000	273672 ✓	24.82 ✓	24.82
				A 2111.4500-05-000	273685 ✓	43.26 ✓	43.26
				A 2111.4500-28-000	273701 ✓	513.17 ✓	513.17
				A 2111.4500-26-000	274853 ✓	18.57 ✓	18.57
				A 2121.4510-28-000	274872 ✓	39.15 ✓	39.15
				A 2121.4510-28-000	274803 ✓	66.51 ✓	82.55
				A 2111.4500-05-000	273685 ✓	24.82 ✓	24.82
				A 2111.4500-28-000	273701 ✓	14.82 ✓	14.82
				A 2111.4500-28-000	273701 ✓	12.41 ✓	12.41
				Check Total:		4,017.48	
251113 ✓	11/07/2023	2244	SCHWING ELECTRICAL SUPPLY CORP ✓				
				A 1621.4514-90-000	273404 ✓	112.72 ✓	112.72
				Check Total:		112.72	
251114 ✓	11/07/2023	16898	SCLAFANI, SARAH ✓				
				A 1335		37.00 ✓	
				Check Total:		37.00	
251115 ✓	11/07/2023	2289	SHERWIN WILLIAMS ✓				
				A 1621.4790-90-000	273403 ✓	258.87 ✓	258.87
				A 1621.4790-90-000	273403 ✓	44.98 ✓	44.98
				A 1621.4790-90-000	273403 ✓	208.44 ✓	208.44
				Check Total:		512.29	
251116 ✓	11/07/2023	2299	SID HARVEY INDUSTRIES INC. ✓				
				A 1621.4514-90-000	275074 ✓	154.67 ✓	154.67
				Check Total:		154.67	
251117 ✓	11/07/2023	17297	SONOVA USA INC ✓				
				A 2250.4501-90-000	275755 ✓	195.99 ✓	195.99
				Check Total:		195.99	
251118 ✓	11/07/2023	2387	ST. JAMES TUTORING, INC. ✓				
				A 2110.4301-90-000	274946 ✓	773.50 ✓	773.50

PATCHOGUE-MEDFORD UFSD

Check Warrant Report For A - 49: Cash Disbursement- 11/7/23 For Dates 11/2/2023 - 11/30/2023



Check #	Check Date	Vendor ID	Vendor Name	Account	PO Number	Check Amount	Liquidated
				Check Total:		773.50	
251119 ✓	11/07/2023	12835	STAPLES ADVANTAGE	A 2250.4510-90-000	275090	183.78	183.78
				A 2121.4500-37-000	273646	385.53	385.53
				A 2020.4500-07-000	274397	44.38	44.38
				A 2110.4500-07-000	273637	13.66	13.66
				A 2250.4510-90-000	275090	8.82	19.42
				A 2121.4500-37-000	273646	7.12	463.19
				A 2020.4500-07-000	274397	35.08	35.08
				A 2110.4500-07-000	273637	401.38	427.04
				A 2020.4500-07-000	274397	271.15	287.78
				Check Total:		1,350.90	
251120 ✓	11/07/2023	18007	STEARNS, JENNIFER ✓	A 1310.4750-90-000	275897 ✓	34.66 ✓	34.66
				Check Total:		34.66	
251121 ✓	11/07/2023	17352	SUFFOLK COUNTY GIRLS GYMNASTICS COACHES ASSOCIATION	A 2855.4160-90-000	275929	200.00	200.00
				A 2855.4160-90-000	275929	0.00	
				Check Total:		200.00	
251122 ✓	11/07/2023	2452	SUFFOLK COUNTY WATER AUTHORITY ✓	A 1620.4743-90-000	273448 ✓	398.55 ✓	398.55
				A 1620.4743-90-000	273448	17.36 ✓	17.36
				A 1620.4743-90-000	273448	121.82 ✓	121.82
				A 1620.4743-90-000	273448	165.95 ✓	165.95
				A 1620.4743-90-000	273448	17.36 ✓	17.36
				A 1620.4743-90-000	273448	17.36 ✓	17.36
				Check Total:		738.40 ✓	
251123 ✓	11/07/2023	15549	SUNSHINE ALTERNATIVE EDUCATION CENTER ✓	A 2250.4730-90-000	275868 ✓	3,990.00 ✓	3,990.00
				Check Total:		3,990.00	
251124 ✓	11/07/2023	15479	TURTLE & HUGHES INC. ✓				

PATCHOGUE-MEDFORD UFSD



Check Warrant Report For A - 49: Cash Disbursement- 11/7/23 For Dates 11/2/2023 - 11/30/2023

Check #	Check Date	Vendor ID	Vendor Name	Account	PO Number	Check Amount	Liquidated
251125 ✓	11/07/2023	9584	UCPA OF GREATER SUFFOLK, INC. ✓	A 1621.4514-90-000	273393 ✓	570.00 ✓	570.00
				A 1621.4514-90-000	273393 ✓	23.97 ✓	23.97
				A 1621.4514-90-000	273393 ✓	175.88 ✓	175.88
				Check Total:		769.85	
251126 ✓	11/07/2023	2673	UNITED PARCEL SERVICE ✓	A 2250.4730-90-000	275962 ✓	8,093.74 ✓	8,093.74
				Check Total:		8,093.74	
251127 ✓	11/07/2023	12043	UNITED SUPPLY CORP. ✓	A 1670.4730-90-000	273297 ✓	163.70 ✓	163.70
				Check Total:		163.70	
251128 ✓	11/07/2023	11368	VERIZON WIRELESS ✓	A 2121.4500-27-000	273832 ✓	68.63 ✓	68.63
				A 2121.4500-37-000	273763 ✓	83.52 ✓	83.52
				A 2115.4500-28-000	273903 ✓	73.47 ✓	73.47
				A 2121.4510-26-000	274871 ✓	136.69 ✓	136.69
				A 2115.4500-28-000	273903 ✓	28.48 ✓	28.48
				A 2121.4510-27-000	274871 ✓	281.34 ✓	281.34
				A 2121.4510-28-000	274871 ✓	136.69 ✓	136.69
				A 2121.4510-26-000	274871 ✓	6.64 ✓	6.64
				A 2121.4510-27-000	274871 ✓	6.64 ✓	6.64
				A 2121.4510-28-000	274871 ✓	6.64 ✓	6.64
251129 ✓	11/07/2023	12446	W.B. MASON COMPANY ✓	Check Total:		828.74	
				A 1620.4780-90-000	274475 ✓	93.75 ✓	93.75
				A 1622.4790-90-000	274475 ✓	62.50 ✓	62.50
				A 1240.4000-90-000	274475 ✓	37.99 ✓	37.99
				A 8060.4000-90-000	274475 ✓	75.98 ✓	75.98
				Check Total:		270.22	
				A 2111.4500-28-000	275161 ✓	25.16 ✓	25.16
				A 2111.4500-28-000	275161 ✓	13.28 ✓	13.28
				A 2111.4500-28-000	275161 ✓	163.46 ✓	163.46
				A 2111.4500-28-000	275161 ✓	16.59 ✓	20.01

PATCHOGUE-MEDFORD UFSD



Check Warrant Report For A - 49: Cash Disbursement- 11/7/23 For Dates 11/2/2023 - 11/30/2023

Check #	Check Date	Vendor ID	Vendor Name	Account	PO Number	Check Amount	Liquidated
Check Total:						218.49	
251130 ✓	11/07/2023	2738	WARDS SCIENCE ✓	A 2121.4500-27-000	273831 ✓	59.19 ✓	59.19
				A 2121.4500-27-000	273831 ✓	-37.58 ✓	0.00
Check Total:						21.61	
251131 ✓	11/07/2023	7887	WILSON LANGUAGE TRAINING ✓	A 2120.4500-07-000	275689 ✓	449.28 ✓	449.28
				A 2120.4500-03-000	275688 ✓	112.32 ✓	112.32
Check Total:						561.60	
251132 ✓	11/07/2023	7887	WILSON LANGUAGE TRAINING ✓	A 2120.4500-05-000	275565 ✓	118.80 ✓	118.80
				A 2120.4500-04-000	275021 ✓	4,708.80 ✓	4,708.80
				A 2120.4500-06-000	275690 ✓	293.76 ✓	293.76
Check Total:						5,121.36	
Warrant Total:						302,218.57	
Vendor Portion:						302,218.57	

Number of Transactions: 108

Certification of Warrant

To The District Treasurer: I hereby certify that I have verified the above claims, 108 in number, in the total amount of \$ 302,218.57. You are hereby authorized and directed to pay to the claimants certified above the amount of each claim allowed and charge each to the proper fund.

11-9-23 Adriane Brower Claims Auditor
 Date Signature Title
Kenny Hoogstra Alternate Claims Auditor

PATCHOGUE-MEDFORD UFSD

Check Warrant Report For C - 17: Cash Disbursement- 11/7/23 For Dates 11/2/2023 - 11/30/2023



Check #	Check Date	Vendor ID	Vendor Name	Account	PO Number	Check Amount	Liquidated
251133	11/07/2023	152	APPCO PAPER & PLASTICS CORP.	C 2860.5800-95-000	274297	501.75	501.75
					Check Total:	501.75	
251134	11/07/2023	10096	BIG GEYSER, INC.	C 2860.5820-95-000	274299	330.60	330.60
					Check Total:	330.60	
251135	11/07/2023	539	COLONIAL COFFEE COMPANY	C 2860.5820-95-000	274274	364.80	364.80
					Check Total:	364.80	
251136	11/07/2023	15091	ISLAND WHOLESALE MEATS & FOODS	C 2860.5820-95-000	274282	774.02	774.02
					Check Total:	774.02	
251137	11/07/2023	12933	J&F SUPPLY INC OF LONG ISLAND	C 2860.5800-95-000	274283	936.55	936.55
				C 2860.5800-95-000	275703	199.95	199.95
					Check Total:	1,136.50	
251138	11/07/2023	1285	JAY BEE DISTRIBUTORS INC.	C 2860.5820-95-000	274285	3,175.88	3,175.88
				C 2860.5820-95-000	274285	326.20	326.20
				C 2860.5820-95-000	274285	4,231.07	4,231.07
					Check Total:	7,733.15	
251139	11/07/2023	1315	JTM PROVISIONS CO.	C 2860.5820-95-000	274284	4,242.34	4,242.34
					Check Total:	4,242.34	
251140	11/07/2023	14914	MEADOW PROVISIONS CORP.	C 2860.5820-95-000	274287	365.08	365.08
					Check Total:	365.08	
251141	11/07/2023	1653	MIVILA FOODS CORP.	C 2860.5820-95-000	274288	2,377.77	2,377.77
				C 2860.5820-95-000	274288	201.58	201.58
					Check Total:	2,579.35	
251142	11/07/2023	14858	RC FINE FOODS, INC.	C 2860.5820-95-000	274292	420.48	420.48

PATCHOGUE-MEDFORD UFSD



Check Warrant Report For C - 17: Cash Disbursement- 11/7/23 For Dates 11/2/2023 - 11/30/2023

Check #	Check Date	Vendor ID	Vendor Name	Account	PO Number	Check Amount	Liquidated
						Check Total:	420.48
						Warrant Total:	18,448.07
						Vendor Portion:	18,448.07

Number of Transactions: 10

Certification of Warrant

To The District Treasurer: I hereby certify that I have verified the above claims, 10 in number, in the total amount of \$ 18,448.07. You are hereby authorized and directed to pay to the claimants certified above the amount of each claim allowed and charge each to the proper fund.

11-8-23 Adriane Brower Claims Auditor
 Date Signature Title

PATCHOGUE-MEDFORD UFSD



Check Warrant Report For F - 15: Cash Disbursement- 11/7/23 For Dates 11/2/2023 - 11/30/2023

Check #	Check Date	Vendor ID	Vendor Name	Account	PO Number	Check Amount	Liquidated
250692	11/07/2023	15733	**VOID** THE HON COMPANY, LLC	F 2250.4500-AR-I24	275319	-8,207.54	-8,207.54
						Check Total:	-8,207.54
251143 ✓	11/07/2023	17539	JONES BEACH ADVENTURE EXCURSIONS LLC ✓	F 2110.4000-90-SO24	275629 ✓	13,513.24	13,513.24
						Check Total:	13,513.24 ✓
251144 ✓	11/07/2023	8398	JUST KIDS EARLY CHILDHOOD ✓	F 2511.4000-90-U24	275047 ✓	6,464.40	6,464.40
						Check Total:	6,464.40 ✓
251145 ✓	11/07/2023	9823	LITTLE FLOWER UFSD ✓	F 2250.4720-90-L24	275869 ✓	15,153.80	15,153.80
						Check Total:	15,153.80 ✓
251146 ✓	11/07/2023	15733	THE HON COMPANY, LLC ✓	F 2250.4500-AR-I24	275319 ✓	8,207.46	8,207.54
						Check Total:	8,207.46 ✓
251147 ✓	11/07/2023	17637	THE YMCA OF LONG ISLAND INC. ✓	F 2511.4000-90-U24	275046 ✓	24,598.80	24,598.80
						Check Total:	24,598.80 ✓
						Warrant Total:	59,730.16
						Vendor Portion:	59,730.16

Number of Transactions: 6

Certification of Warrant

To The District Treasurer: I hereby certify that I have verified the above claims, 6 in number, in the total amount of \$ 59,730.16. You are hereby authorized and directed to pay to the claimants certified above the amount of each claim allowed and charge each to the proper fund.

11/8/23 Mary Hogstede alternate Claims Auditor
 Date Signature Title

PATCHOGUE-MEDFORD UFSD



Check Warrant Report For H - 10: Cash Disbursement- 11/7/23 For Dates 11/2/2023 - 11/30/2023

Check #	Check Date	Vendor ID	Vendor Name	Account	PO Number	Check Amount	Liquidated
251148	11/07/2023	17815	MRJ INDUSTRIES, LTD	H 2223.2930-0-1526	272818	28,943.83	28,943.83
						Check Total:	28,943.83
						Warrant Total:	28,943.83
						Vendor Portion:	28,943.83

Number of Transactions: 1

Certification of Warrant

To The District Treasurer: I hereby certify that I have verified the above claims, 1 in number, in the total amount of \$ 28,943.83. You are hereby authorized and directed to pay to the claimants certified above the amount of each claim allowed and charge each to the proper fund.

11-9-23 Adriane Brower Claims Auditor
 Date Signature Title



PATCHOGUE-MEDFORD UFSD

Check Warrant Report For A - 50: Cash Disbursement- 11/14/23 For Dates 11/8/2023 - 11/30/2023



Check #	Check Date	Vendor ID	Vendor Name	Account	PO Number	Check Amount	Liquidated
240849	11/14/2023	13209	**VOID** FARMER, KELLY ANN	A 2110.4140-90-000		-21.23	
				A 2110.4140-90-000		0.00	
					Check Total:	-21.23	
240905	11/14/2023	17381	**VOID** PEREZ, TERESA	A 2110.4140-90-000		-22.60	
				A 2110.4140-90-000		0.00	
					Check Total:	-22.60	
241679	11/14/2023	17381	**VOID** PEREZ, TERESA	A 2110.4140-90-000		-22.60	
				A 2110.4140-90-000		0.00	
					Check Total:	-22.60	
242443	11/14/2023	17381	**VOID** PEREZ, TERESA	A 2110.4140-90-000		-33.14	
				A 2110.4140-90-000		0.00	
					Check Total:	-33.14	
242593	11/14/2023	10669	**VOID** PATCHOGUE MEDFORD UFSD	A 9040.8000-90-000		-1,183.58	
				A 9040.8000-90-000		0.00	
				A 9040.8000-90-000		0.00	
				A 9040.8000-90-000		0.00	
					Check Total:	-1,183.58	
242748	11/14/2023	13490	**VOID** O'NEILL, CRISTIE	A 2111.4500-37-000		-25.47	
					Check Total:	-25.47	
242881	11/14/2023	7656	**VOID** MCPHERSON-BERG, SHERRY	A 8060.4000-90-000		-20.70	
				A 8060.4000-90-000		0.00	
					Check Total:	-20.70	
242935	11/14/2023	11430	**VOID** VOGEL STEPHANIE	A 2128.4150-90-000		-14.34	
				A 2128.4150-90-000		0.00	



PATCHOGUE-MEDFORD UFSD

Check Warrant Report For A - 50: Cash Disbursement- 11/14/23 For Dates 11/8/2023 - 11/30/2023



Check #	Check Date	Vendor ID	Vendor Name	Account	PO Number	Check Amount	Liquidated
244039	11/14/2023	13209	**VOID** FARMER, KELLY ANN		Check Total:	-14.34	
				A 2110.4140-90-000		-10.61	
				A 2110.4140-90-000		0.00	
					Check Total:	-10.61	
244346	11/14/2023	13209	**VOID** FARMER, KELLY ANN				
				A 600		-14.15	
				A 600		0.00	
				A 600		0.00	
					Check Total:	-14.15	
245478	11/14/2023	7310	**VOID** PASTRICH, LINDA				
				A 9061.8000-90-000		-3,165.00	
					Check Total:	-3,165.00	
250343	11/14/2023	596	**VOID** STAPLES ADVANTAGE				
				A 2118.4500-27-000	275225	-49.60	-49.60
					Check Total:	-49.60	
251157	11/14/2023	8	A. T. & T.				
				A 1620.4780-90-000	273494	37.17	37.17
					Check Total:	37.17	
251158	11/14/2023	8	A. T. & T.				
				A 1620.4780-90-000	273494	100.24	100.24
					Check Total:	100.24	
251159	11/14/2023	2104	ALL AMERICAN SPORT CORP.				
				A 2855.4630-90-000	272564	1,908.85	1,908.85
					Check Total:	1,908.85	
251160	11/14/2023	94	ALL POINTS BUS UPHOLSTERY				
				A 5510.4690-90-000	274215	227.24	227.24
					Check Total:	227.24	
251161	11/14/2023	17740	AMAZON CAPITAL SERVICES, INC.				
				A 2110.4500-37-TCH	274234	12.99	12.99
				A 2110.4500-37-TCH	274234	99.48	99.48
				A 2110.4500-37-TCH	274234	94.25	94.25
				A 2110.4500-37-TCH	274234	46.81	46.81

PATCHOGUE-MEDFORD UFSD

Check Warrant Report For A - 50: Cash Disbursement- 11/14/23 For Dates 11/8/2023 - 11/30/2023



Check #	Check Date	Vendor ID	Vendor Name	Account	PO Number	Check Amount	Liquidated
				A 2110.4500-37-TCH	274234 ✓	96.11 ✓	96.11
				A 2110.4500-37-TCH	274234 ✓	99.35 ✓	31.55
				A 2110.4500-37-TCH	274234 ✓	-50.43 ✓	0.00
				A 2110.4500-37-TCH	274234 ✓	-17.37 ✓	0.00
				A 2110.4500-37-TCH	274234 ✓	58.93 ✓	58.93
				A 2110.4500-37-TCH	274234 ✓	99.35 ✓	99.35
				A 2110.4500-37-TCH	274234 ✓	25.00 ✓	25.00
Check Total:						564.47	
251162 ✓	11/14/2023	17740	AMAZON CAPITAL SERVICES, INC. ✓				
				A 2110.4500-04-TCH	274248 ✓	65.67 ✓	65.67
				A 2110.4500-04-TCH	274248 ✓	97.14 ✓	97.14
				A 2110.4500-04-TCH	274248 ✓	99.05 ✓	99.05
Check Total:						261.86	
251163 ✓	11/14/2023	17740	AMAZON CAPITAL SERVICES, INC. ✓				
				A 2110.4500-06-000	275944 ✓	197.27 ✓	197.27
				A 2110.4500-37-000	275939 ✓	640.00 ✓	640.00
				A 1680.4500-90-000	275972 ✓	104.97 ✓	104.97
				A 1680.4500-90-000	275971 ✓	44.97 ✓	44.97
				A 1680.4500-90-000	275970 ✓	64.98 ✓	64.98
				A 2118.4500-37-000	276025 ✓	87.40 ✓	87.40
				A 2111.4500-37-000	275901 ✓	466.19 ✓	466.19
				A 2111.4500-37-000	275899 ✓	66.98 ✓	66.98
				A 2110.4500-28-TCH	274235 ✓	18.99 ✓	18.99
Check Total:						1,691.75	
251164 ✓	11/14/2023	112	AMERICAN ARBITRATION ASSO.INC. ✓				
				A 1420.4414-90-000	273478	0.00	0.00
				A 1420.4414-90-000	273478 ✓	325.00 ✓	325.00
Check Total:						325.00	
251165 ✓	11/14/2023	11909	AMERICAN PAD-EX OF NY, INC. ✓				
				A 1620.4790-90-000	274128 ✓	33.60 ✓	33.60
				A 1620.4790-90-000	274129 ✓	54.30 ✓	54.30
				A 1620.4790-90-000	274128 ✓	39.90 ✓	39.90
				A 1620.4790-90-000	274129 ✓	129.62 ✓	129.62

PATCHOGUE-MEDFORD UFSD

Check Warrant Report For A - 50: Cash Disbursement- 11/14/23 For Dates 11/8/2023 - 11/30/2023



Check #	Check Date	Vendor ID	Vendor Name	Account	PO Number	Check Amount	Liquidated
				A 1620.4790-90-000	274128 ✓	52.90 ✓	52.90
				A 1620.4790-90-000	274129 ✓	186.98 ✓	186.98
				A 1620.4790-90-000	274128 ✓	43.72 ✓	43.72
				A 1620.4790-90-000	274129 ✓	153.54 ✓	153.54
				A 1620.4790-90-000	274128 ✓	47.80 ✓	47.80
				A 1620.4790-90-000	274129 ✓	102.26 ✓	102.26
				A 1620.4790-90-000	274129 ✓	322.22 ✓	322.22
				Check Total:		1,166.84	
251166 ✓	11/14/2023	135	AMITY VACUUM, INC. ✓	A 1620.4512-90-000	275878 ✓	888.00 ✓	888.00
				Check Total:		888.00	
251167 ✓	11/14/2023	15765	AUTOZONE STORES LLC ✓	A 1621.4530-90-000	274921 ✓	29.44 ✓	29.44
				A 1621.4530-90-000	274921 ✓	219.99 ✓	127.43
				A 1621.4530-90-000	274921 ✓	-92.56 ✓	0.00
				Check Total:		156.87	
251168 ✓	11/14/2023	11119	B & H PHOTO VIDEO PRO AUDIO ✓	A 1680.4500-90-000	275845 ✓	1,420.80 ✓	1,420.80
				A 2111.4500-37-000	275943 ✓	157.68 ✓	157.68
				A 1680.4500-90-000	275845 ✓	-699.00 ✓	0.00
				Check Total:		879.48	
251169 ✓	11/14/2023	216	BALDWIN AUTOMOTIVE ✓	A 1621.4530-90-000	273242 ✓	37.00 ✓	37.00
				A 5510.4690-90-000	274220 ✓	694.80 ✓	694.80
				A 5510.4690-90-000	274220 ✓	600.75 ✓	600.75
				Check Total:		1,332.55	
251170 ✓	11/14/2023	8116	BARNWELL HOUSE OF TIRES INC. ✓	A 1621.4530-90-000	273238 ✓	974.60 ✓	974.60
				Check Total:		974.60	
251171 ✓	11/14/2023	15507	BATTERY JUNCTION ✓	A 2121.4500-28-000	274436 ✓	205.00 ✓	205.00
				A 2121.4500-37-000	274436 ✓	230.94 ✓	230.94
				A 2117.4500-26-000	274436 ✓	205.00 ✓	205.00

PATCHOGUE-MEDFORD UFSD

Check Warrant Report For A - 50: Cash Disbursement- 11/14/23 For Dates 11/8/2023 - 11/30/2023



Check #	Check Date	Vendor ID	Vendor Name	Account	PO Number	Check Amount	Liquidated
				A 2117.4500-27-000	274436 ✓	205.00 ✓	205.00
					Check Total:	845.94	
251172 ✓	11/14/2023	14093	BAYADA HOME HEALTH CARE ✓	A 2250.4490-90-000	275760 ✓	1,450.00 ✓	1,450.00
				A 2250.4490-90-000	275760 ✓	1,206.25 ✓	1,206.25
					Check Total:	2,656.25	
251173 ✓	11/14/2023	14301	BIRD BUS SALES ✓	A 5510.4690-90-000	275057 ✓	1,415.00 ✓	1,415.00
					Check Total:	1,415.00	
251174 ✓	11/14/2023	14016	BLICK ART MATERIALS, LLC ✓	A 2111.4500-03-000	273671 ✓	270.64 ✓	270.64
				A 2111.4500-01-000	275803 ✓	34.44 ✓	34.44
				A 2111.4500-01-000	275253 ✓	171.14 ✓	171.14
				A 2111.4500-37-000	275942 ✓	36.57 ✓	36.57
				A 2111.4500-03-000	273671 ✓	23.43 ✓	23.43
				A 2111.4500-01-000	275253 ✓	70.88 ✓	70.88
				A 2111.4500-01-000	275253 ✓	79.90 ✓	1.76
				A 2111.4500-01-000	275253 ✓	-79.90 ✓	0.00
					Check Total:	607.10	
251175 ✓	11/14/2023	15535	BSN SPORTS LLC ✓	A 2855.4500-37-000	275934 ✓	431.94 ✓	431.94
				A 2855.4500-37-000	275891 ✓	3,694.99 ✓	3,694.99
				A 2855.4500-37-000	275892 ✓	673.95 ✓	673.95
				A 2855.4500-37-000	275930 ✓	497.52 ✓	497.52
					Check Total:	5,298.40	
251176 ✓	11/14/2023	17787	BUG FIGHTERS ETC. ✓	A 1620.4790-90-000	273257 ✓	2,210.00 ✓	2,210.00
					Check Total:	2,210.00	
251177 ✓	11/14/2023	15078	CABLEVISION LIGHTPATH, INC. ✓	A 1620.4780-90-000	273445 ✓	10,868.12 ✓	10,868.12
					Check Total:	10,868.12	
251178 ✓	11/14/2023	13607	CANON SOLUTIONS AMERICA, INC. ✓	A 1670.4793-90-000	274595 ✓	129.58 ✓	129.58

PATCHOGUE-MEDFORD UFSD

Check Warrant Report For A - 50: Cash Disbursement- 11/14/23 For Dates 11/8/2023 - 11/30/2023



Check #	Check Date	Vendor ID	Vendor Name	Account	PO Number	Check Amount	Liquidated
251179	11/14/2023	15878	CELL MECHANIC INC.		Check Total:	129.58	
				A 2630.4450-90-000	275919	429.95	429.95
				A 2630.4450-90-000	275917	1,854.87	1,854.87
					Check Total:	2,284.82	
251180	11/14/2023	8134	CERBONE, DANA				
				A 2020.4750-07-000	276029	59.00	59.00
					Check Total:	59.00	
251181	11/14/2023	16961	CHAMPION TEAMWEAR AR				
				A 2855.4500-37-000	275094	679.60	679.60
					Check Total:	679.60	
251182	11/14/2023	17924	CONCORD THEATRICALS CORP.				
				A 2850.4500-90-000	275946	165.00	200.00
					Check Total:	165.00	
251183	11/14/2023	12935	CORE BTS, INC.				
				A 1680.4790-90-000	275728	13,658.00	13,658.00
					Check Total:	13,658.00	
251184	11/14/2023	12868	CSSI				
				A 2610.4500-03-000	273770	229.30	240.91
				A 2111.4500-37-000	275801	44.87	44.87
					Check Total:	274.17	
251185	11/14/2023	17052	DeFrancisci LIS, Lea M.D.				
				A 2250.4490-90-000	275262	1,200.00	1,200.00
				A 2250.4490-90-000	275262	1,224.00	1,224.00
				A 2250.4490-90-000	275262	1,224.00	1,224.00
					Check Total:	3,648.00	
251186	11/14/2023	720	DIDAX EDUCATIONAL RESOURCES				
				A 2117.4500-01-000	275315	687.88	687.88
				A 2117.4500-02-000	275315	582.04	582.04
				A 2117.4500-03-000	275315	703.23	703.23
				A 2117.4500-04-000	275315	703.23	703.23
				A 2117.4500-05-000	275315	703.23	703.23
				A 2117.4500-06-000	275315	582.04	582.04

PATCHOGUE-MEDFORD UFSD

Check Warrant Report For A - 50: Cash Disbursement- 11/14/23 For Dates 11/8/2023 - 11/30/2023



Check #	Check Date	Vendor ID	Vendor Name	Account	PO Number	Check Amount	Liquidated
				A 2117.4500-07-000	275315 ✓	703.23 ✓	703.23
				A 2117.4500-01-000	275315 ✓	118.00 ✓	118.00
				A 2117.4500-02-000	275315 ✓	99.84 ✓	99.84
				A 2117.4500-03-000	275315 ✓	120.65 ✓	120.65
				A 2117.4500-04-000	275315 ✓	120.65 ✓	120.65
				A 2117.4500-05-000	275315 ✓	120.65 ✓	120.65
				A 2117.4500-06-000	275315 ✓	99.84 ✓	99.84
				A 2117.4500-07-000	275315 ✓	120.65 ✓	120.64
				Check Total:		5,465.16	
251187 ✓	11/14/2023	15798	DIGITAL PROVISIONS INC. ✓	A 1622.4790-90-000	274357 ✓	1,124.17 ✓	1,124.17
				Check Total:		1,124.17	
251188 ✓	11/14/2023	17866	EGENBERGER, CORNELIUS ✓	A 1620.4520-90-000		100.00 ✓	
				Check Total:		100.00	
251189 ✓	11/14/2023	9558	ENVIRONMENTAL GEESE CONTROL ✓	A 1621.4680-90-000	274088 ✓	1,360.00 ✓	1,360.00
				Check Total:		1,360.00	
251190 ✓	11/14/2023	17999	ESL VIDEO, INC. ✓	A 2630.4640-90-000	275882 ✓	127.84 ✓	127.84
				A 2630.4640-90-000	275882	0.00	
				Check Total:		127.84	
251191 ✓	11/14/2023	13209	FARMER, KELLY ANN ✓	A 2110.4140-90-000		21.23 ✓	
				A 2110.4140-90-000		10.61 ✓	
				A 600		14.15 ✓	
				A 2110.4140-90-000		0.00	
				A 2110.4140-90-000		0.00	
				A 600		0.00	
				A 600		0.00	
				Check Total:		45.99	
251192 ✓	11/14/2023	15693	FERGUSON ENTERPRISES # 501 ✓	A 1621.4514-90-000	273426 ✓	679.55 ✓	679.55

PATCHOGUE-MEDFORD UFSD



Check Warrant Report For A - 50: Cash Disbursement- 11/14/23 For Dates 11/8/2023 - 11/30/2023

Check #	Check Date	Vendor ID	Vendor Name	Account	PO Number	Check Amount	Liquidated
251193 ✓	11/14/2023	6830 FLINN SCIENTIFIC INC ✓		A 1621.4514-90-000	273426 ✓	188.41 ✓	188.41
				Check Total:		867.96	
				A 2121.4500-26-000	274339 ✓	132.49 ✓	132.49
				A 2121.4500-37-000	273875 ✓	124.70 ✓	124.70
251194 ✓	11/14/2023	1058 GRAINGER, INC. W. W. ✓		A 2121.4500-26-000	273810 ✓	134.84 ✓	134.84
				Check Total:		392.03	
				A 1621.4514-90-000	273425 ✓	150.00 ✓	150.00
				A 1621.4514-90-000	273425 ✓	16.50 ✓	16.50
251195 ✓	11/14/2023	9464 HAL LEONARD LLC. ✓		A 1621.4514-90-000	273425 ✓	581.88 ✓	581.88
				A 1621.4514-90-000	273425 ✓	273.30 ✓	273.30
				A 1621.4514-90-000	273425 ✓	107.84 ✓	107.84
				A 1621.4514-90-000	273425 ✓	373.07 ✓	373.07
				A 1621.4514-90-000	273425 ✓	111.03 ✓	111.03
				A 1621.4514-90-000	273425 ✓	902.26 ✓	902.26
				A 1621.4514-90-000	273425 ✓	85.38 ✓	85.38
				A 1621.4514-90-000	273425 ✓	67.05 ✓	67.05
				A 1621.4514-90-000	273425 ✓	23.09 ✓	23.09
				Check Total:		2,691.40	
				A 2118.4820-90-000	275941 ✓	113.89 ✓	113.89
				Check Total:		113.89	
251196 ✓	11/14/2023	8600 HAWKINS, DELAFIELD & WOOD LLP ✓		A 1420.4415-90-000	273324 ✓	22,000.00 ✓	22,000.00
251197 ✓	11/14/2023	14478 HERFF JONES, LLC ✓		Check Total:		22,000.00	
				A 2110.5010-37-000	275405 ✓	51.50 ✓	51.50
				A 2110.5010-37-000	275405 ✓	51.50 ✓	122.10
251198 ✓	11/14/2023	12890 HOME DEPOT CREDIT SERVICES ✓		Check Total:		103.00	
				A 1621.4514-90-000	273422 ✓	122.50 ✓	122.50
				A 1621.4514-90-000	273422 ✓	43.36 ✓	43.36

PATCHOGUE-MEDFORD UFSD



Check Warrant Report For A - 50: Cash Disbursement- 11/14/23 For Dates 11/8/2023 - 11/30/2023

Check #	Check Date	Vendor ID	Vendor Name	Account	PO Number	Check Amount	Liquidated
251199	11/14/2023	11985 HTP MECHANICAL CORP.		A 1621.4514-90-000	273422	151.97	151.97
				Check Total:		317.83	
251200	11/14/2023	1935 J.W. PEPPER & SON, INC.		A 1621.4660-90-000	273420	196.00	196.00
				A 1621.4660-90-000	273420	98.00	98.00
				Check Total:		294.00	
251201	11/14/2023	1285 JAY BEE DISTRIBUTORS INC.		A 2118.4820-90-000	275457	47.05	47.05
				Check Total:		47.05	
251202	11/14/2023	14671 K & S MUSIC		A 7310.5811-90-000	274949	402.83	402.83
				Check Total:		402.83	
251203	11/14/2023	11012 KONICA MINOLTA BUS. SOLUTIONS		A 2118.4500-37-000	274059	161.60	235.46
				Check Total:		161.60	
251204	11/14/2023	1378 L.I. HARDWARE		A 1670.4793-90-000	274699	0.00	0.00
				A 1670.4793-90-000	274699	103.98	103.98
				A 1670.4793-90-000	274699	111.78	111.78
				A 1670.4793-90-000	274699	112.32	112.32
				A 1670.4793-90-000	274699	101.72	101.72
				A 1670.4793-90-000	274699	255.64	255.64
				A 1670.4793-90-000	274699	119.93	119.93
				A 1670.4793-90-000	274699	247.84	247.84
				A 1670.4793-90-000	274699	360.10	360.10
				A 1670.4793-90-000	274699	209.93	209.93
				Check Total:		1,623.24	
251205	11/14/2023	1394 LAKESHORE LEARNING MATERIALS		A 1621.4514-90-000	273418	47.67	47.67
				A 1621.4514-90-000	273418	22.48	22.48
				A 1621.4514-90-000	273418	45.87	45.87
				Check Total:		116.02	

PATCHOGUE-MEDFORD UFSD

Check Warrant Report For A - 50: Cash Disbursement- 11/14/23 For Dates 11/8/2023 - 11/30/2023



Check #	Check Date	Vendor ID	Vendor Name	Account	PO Number	Check Amount	Liquidated
				A 2250.4500-06-000	275392 ✓	184.98 ✓	184.98
				A 2250.4500-06-000	275392 ✓	55.87 ✓	55.87
					Check Total:	240.85	
251206 ✓	11/14/2023	1475	LONG ISLAND ADVANCE ✓	A 1310.4720-90-000	273465 ✓	260.20 ✓	260.20
					Check Total:	260.20	
251207 ✓	11/14/2023	1497	LOPER'S EQUIPMENT CORP. ✓	A 1621.4670-90-000	273417 ✓	79.98 ✓	79.98
				A 1621.4670-90-000	273417 ✓	23.99 ✓	23.99
					Check Total:	103.97	
251208 ✓	11/14/2023	10931	LOSER'S MUSIC INC. ✓	A 2118.4820-90-000	275302 ✓	196.01 ✓	196.01
					Check Total:	196.01	
251209 ✓	11/14/2023	10363	LOWE'S CREDIT SERVICES ✓	A 1621.4514-90-000	274573 ✓	238.97 ✓	238.97
					Check Total:	238.97	
251210 ✓	11/14/2023	15750	MAXIM HEALTHCARE SERVICES, INC. ✓	A 2250.4490-90-000	275759 ✓	2,711.31 ✓	2,711.31
				A 2250.4490-90-000	275759 ✓	1,346.40 ✓	1,346.40
				A 2250.4490-90-000	275759 ✓	1,346.40 ✓	1,346.40
				A 2250.4490-90-000	275759 ✓	934.62 ✓	934.62
				A 2250.4490-90-000	275759 ✓	916.11 ✓	916.11
					Check Total:	7,254.84	
251211 ✓	11/14/2023	7656	MCPHERSON-BERG, SHERRY ✓	A 8060.4000-90-000		20.70 ✓	
				A 8060.4000-90-000		0.00	
					Check Total:	20.70	
251212 ✓	11/14/2023	17929	MERCEDES MEDICAL LLC ✓	A 2855.4500-27-000	275427 ✓	41.60 ✓	41.60
					Check Total:	41.60	
251213 ✓	11/14/2023	15398	MICHELLE TOR INC. ✓	A 2250.4490-90-000	274180	3,225.75	3,225.75

PATCHOGUE-MEDFORD UFSD

Check Warrant Report For A - 50: Cash Disbursement- 11/14/23 For Dates 11/8/2023 - 11/30/2023



Check #	Check Date	Vendor ID	Vendor Name	Account	PO Number	Check Amount	Liquidated
251214	11/14/2023	10469	MUSIC IN MOTION		Check Total:	3,225.75	
				A 2118.4500-28-000	274045	49.50	49.50
					Check Total:	49.50	
251215	11/14/2023	1709	NASCO				
				A 2117.4500-37-000	275893	222.00	318.00
				A 2111.4500-01-000	275252	77.40	77.40
				A 2111.4500-01-000	275252	0.00	
					Check Total:	299.40	
251216	11/14/2023	17975	NATIONAL ASSOCIATION OF ELEMENTARY SCHOOL PRINCIPALS				
				A 2110.4500-05-000	275651	259.00	259.00
					Check Total:	259.00	
251217	11/14/2023	9774	NATIONAL GRID				
				A 1620.4742-90-000	273493	2,771.28	2,771.28
				A 1620.4742-90-000	273493	0.00	0.00
				A 1620.4742-90-000	273493	0.00	0.00
					Check Total:	2,771.28	
251218	11/14/2023	9774	NATIONAL GRID				
				A 1620.4742-90-000	273493	36.87	36.87
				A 1620.4742-90-000	273493	0.00	0.00
				A 1620.4742-90-000	273493	0.00	0.00
					Check Total:	36.87	
251219	11/14/2023	9774	NATIONAL GRID				
				A 1620.4742-90-000	273493	577.48	577.48
				A 1620.4742-90-000	273493	0.00	0.00
				A 1620.4742-90-000	273493	0.00	0.00
					Check Total:	577.48	
251220	11/14/2023	9774	NATIONAL GRID				
				A 1620.4742-90-000	273493	3,521.60	3,521.60
				A 1620.4742-90-000	273493	0.00	0.00
				A 1620.4742-90-000	273493	0.00	0.00
					Check Total:	3,521.60	
251221	11/14/2023	9774	NATIONAL GRID				

PATCHOGUE-MEDFORD UFSD

Check Warrant Report For A - 50: Cash Disbursement- 11/14/23 For Dates 11/8/2023 - 11/30/2023



Check #	Check Date	Vendor ID	Vendor Name	Account	PO Number	Check Amount	Liquidated
				A 1620.4742-90-000	273493	280.14	280.14
				A 1620.4742-90-000	273493	0.00	0.00
				A 1620.4742-90-000	273493	0.00	0.00
				Check Total:		280.14	
251222	11/14/2023	9774	NATIONAL GRID				
				A 1620.4742-90-000	273493	251.31	251.31
				A 1620.4742-90-000	273493	0.00	0.00
				A 1620.4742-90-000	273493	0.00	0.00
				Check Total:		251.31	
251223	11/14/2023	9774	NATIONAL GRID				
				A 1620.4742-90-000	273493	1,819.64	1,819.64
				A 1620.4742-90-000	273493	0.00	0.00
				A 1620.4742-90-000	273493	0.00	0.00
				Check Total:		1,819.64	
251224	11/14/2023	1764	NEWSDAY, INC.				
				A 1310.4720-90-000	273464	220.00	220.00
				Check Total:		220.00	
251225	11/14/2023	1817	NYS SCHOOL BOARDS ASSN				
				A 1010.4750-90-000	273523	300.00	300.00
				Check Total:		300.00	
251226	11/14/2023	13490	O'NEILL, CRISTIE				
				A 2111.4500-37-000		25.47	
				Check Total:		25.47	
251227	11/14/2023	1855	OCEAN JANITORIAL SUPPLY INC.				
				A 1620.4601-90-000	273413	87.62	87.62
				A 1620.4512-90-000	275227	29.62	29.62
				Check Total:		117.24	
251228	11/14/2023	17521	ODP BUSINESS SOLUTIONS, LLC				
				A 1620.4502-90-000	273210	9,760.00	9,760.00
				Check Total:		9,760.00	
251229	11/14/2023	17521	ODP BUSINESS SOLUTIONS, LLC				
				A 2110.4500-90-000	275580	2,504.92	2,504.92
				Check Total:		2,504.92	

PATCHOGUE-MEDFORD UFSD



Check Warrant Report For A - 50: Cash Disbursement- 11/14/23 For Dates 11/8/2023 - 11/30/2023

Check #	Check Date	Vendor ID	Vendor Name	Account	PO Number	Check Amount	Liquidated
251230 ✓	11/14/2023	17622	ON PITCH MUSIC ✓				
				A 2118.4690-90-000	275398 ✓	1,338.00 ✓	1,338.00
				A 2118.4330-90-000	275783 ✓	100.00 ✓	100.00
				A 2118.4330-90-000	275783 ✓	750.00 ✓	750.00
					Check Total:	2,188.00	
251231 ✓	11/14/2023	1875	OTC BRANDS, INC. ✓				
				A 2110.4500-04-000	274306 ✓	138.66 ✓	138.66
				A 2117.4500-01-000	275009 ✓	199.32 ✓	199.32
				A 2110.4500-07-000	275144 ✓	25.98 ✓	26.98
				A 2117.4500-01-000	275010 ✓	47.49 ✓	47.49
					Check Total:	411.45	
251232 ✓	11/14/2023	17049	OUT EAST THERAPY OF NY FOR OT, PT, SLP, RN ✓				
				A 2250.4490-90-000	276052 ✓	3,284.40 ✓	3,284.40
					Check Total:	3,284.40	
251233 ✓	11/14/2023	15721	PALOS SPORTS, INC. DBA SCHOOL HEALTH CORP. ✓				
				A 2119.4500-28-000	273593 ✓	80.94 ✓	80.94
				A 2119.4500-28-000	273593 ✓	34.14 ✓	124.99
					Check Total:	115.08 ✓	
251234 ✓	11/14/2023	1896	PARKLINE ASPHALT MAINTENANCE ✓				
				A 1620.4790-90-000	273411 ✓	3,918.00 ✓	3,918.00
					Check Total:	3,918.00 ✓	
251235 ✓	11/14/2023	7310	PASTRICH, LINDA ✓				
				A 9061.8000-90-000		3,165.00 ✓	
					Check Total:	3,165.00 ✓	
251236 ✓	11/14/2023	10669	PATCHOGUE MEDFORD UFSD ✓				
				A 9040.8000-90-000		1,183.58 ✓	
				A 9040.8000-90-000		0.00 ✓	
				A 9040.8000-90-000		0.00 ✓	
				A 9040.8000-90-000		0.00 ✓	
					Check Total:	1,183.58 ✓	
251237 ✓	11/14/2023	17381	PEREZ, TERESA ✓				
				A 2110.4140-90-000		22.60 ✓	

PATCHOGUE-MEDFORD UFSD

Check Warrant Report For A - 50: Cash Disbursement- 11/14/23 For Dates 11/8/2023 - 11/30/2023



Check #	Check Date	Vendor ID	Vendor Name	Account	PO Number	Check Amount	Liquidated
				A 2110.4140-90-000		22.60	
				A 2110.4140-90-000		33.14	
				A 2110.4140-90-000		0.00	
				A 2110.4140-90-000		0.00	
				A 2110.4140-90-000		0.00	
					Check Total:	78.34	
251238 ✓	11/14/2023	12975	QUADIENT LEASING USA, INC. ✓				
				A 1670.4793-90-000	274394 ✓	507.48 ✓	507.48
				A 2110.4500-90-000	274394	134.90 ✓	134.90
					Check Total:	642.38 ✓	
251239 ✓	11/14/2023	9056	QUEST DIAGNOSTICS ✓				
				A 1430.4000-90-000	275155 ✓	933.60 ✓	933.60
					Check Total:	933.60	
251240 ✓	11/14/2023	12272	RALLY! EDUCATION ✓				
				A 2110.4500-90-000	275675 ✓	3,011.80 ✓	3,011.80
					Check Total:	3,011.80 ✓	
251241 ✓	11/14/2023	17647	RUDI'S BAR AND GRILL ✓				
				A 1240.4500-90-000	276039 ✓	164.14	164.14
				A 1240.4500-90-000	276039	0.00	
					Check Total:	164.14 ✓	
251242 ✓	11/14/2023	2175	S & S WORLDWIDE INC. ✓				
				A 2855.4500-28-000	275429 ✓	19.05	19.05
					Check Total:	19.05 ✓	
251243 ✓	11/14/2023	13795	SAFELITE AUTOGLASS ✓				
				A 1622.4500-90-000	276069 ✓	92.00 ✓	92.00
					Check Total:	92.00	
251244	11/14/2023	17192	SCHOOL SPECIALTY, LLC.				
				A 2121.4500-28-000	273833	27.66	61.36
				A 2111.4500-37-000	275889	500.02	500.02
					Check Total:	527.68	
251245 ✓	11/14/2023	2253	SCOPE ✓				
				A 1010.4750-90-000	273430 ✓	340.00 ✓	340.00
				A 1040.4750-90-000	273430	85.00 ✓	85.00

PATCHOGUE-MEDFORD UFSD



Check Warrant Report For A - 50: Cash Disbursement- 11/14/23 For Dates 11/8/2023 - 11/30/2023

Check #	Check Date	Vendor ID	Vendor Name	Account	PO Number	Check Amount	Liquidated
251246 ✓	11/14/2023	2289 SHERWIN WILLIAMS ✓		A 1240.4750-90-000	273430	85.00 ✓	85.00
				Check Total:		510.00 ✓	
251247 ✓	11/14/2023	15269 SIGNATURE BANK	VOID	A 1621.4790-90-000	273403 ✓	88.47 ✓	88.47
				A 1621.4790-90-000	273403	35.18 ✓	35.18
				Check Total:		123.65 ✓	
251247	11/14/2023	15269 **VOID** SIGNATURE BANK		A 1310.4790-90-000	272008	916.75	916.75
				Check Total:		916.75	
251248 ✓	11/14/2023	17276 SMITHTOWN HIGH SCHOOL WEST ✓		A 1310.4790-90-000	272008	-916.75	-916.75
				Check Total:		-916.75	
251249 ✓	11/14/2023	17068 SOKOLOFF, STERN LLP ✓		A 2855.4160-90-000	274172 ✓	200.00	200.00
				A 2855.4160-90-000	274172	0.00	
				Check Total:		200.00 ✓	
251250 ✓	11/14/2023	596 STAPLES ADVANTAGE ✓		A 1420.4414-90-000	273321 ✓	908.35 ✓	908.35
				Check Total:		908.35	
251251 ✓	11/14/2023	12835 STAPLES ADVANTAGE ✓		A 2118.4500-27-000	275225 ✓	49.60 ✓	49.60
				A 2110.4500-37-000	275940 ✓	56.76 ✓	56.76
				A 2250.4500-06-000	275756 ✓	153.78 ✓	153.78
				A 2250.4500-01-000	275722 ✓	128.15 ✓	128.15
				A 2250.4500-01-000	275721 ✓	51.26 ✓	51.26
				A 2250.4500-06-000	275756 ✓	49.46 ✓	0.00
				A 2250.4500-06-000	275756 ✓	-28.27 ✓	0.00
				A 2250.4500-06-000	275756 ✓	-21.19 ✓	0.00
				Check Total:		439.55 ✓	
251251	11/14/2023	12835 STAPLES ADVANTAGE		A 2120.4500-01-000	275649 ✓	116.28 ✓	116.28
				A 2118.4500-37-000	273641 ✓	2.91 ✓	2.91
				A 2280.4500-90-000	273652 ✓	294.34 ✓	294.34

PATCHOGUE-MEDFORD UFSD

Check Warrant Report For A - 50: Cash Disbursement- 11/14/23 For Dates 11/8/2023 - 11/30/2023



Check #	Check Date	Vendor ID	Vendor Name	Account	PO Number	Check Amount	Liquidated
				A 2123.4500-37-000	273655 ✓	171.07 ✓	171.07
				A 2123.4500-37-000	273656 ✓	178.72 ✓	178.72
				A 2121.4500-27-000	273627 ✓	77.90 ✓	87.11
				A 2010.4500-90-000	273607 ✓	1,448.01 ✓	1,454.16
				A 2815.4500-37-000	273668 ✓	56.95 ✓	60.21
				A 5510.4500-90-000	274432 ✓	391.29 ✓	391.29
				A 2120.4500-01-000	275649 ✓	12.18 ✓	12.44
				A 2118.4500-37-000	273641 ✓	27.74 ✓	27.74
				A 2280.4500-90-000	273652 ✓	62.66 ✓	62.66
				A 2123.4500-37-000	273655 ✓	7.68 ✓	7.68
				A 2123.4500-37-000	273656 ✓	15.36 ✓	21.25
				A 5510.4500-90-000	274432 ✓	17.56 ✓	17.56
				A 2280.4500-90-000	273652 ✓	3.16 ✓	18.04
				A 2123.4500-37-000	273655 ✓	22.09 ✓	22.09
				A 5510.4500-90-000	274432 ✓	14.76 ✓	16.66
				A 2123.4500-37-000	273655 ✓	2.22 ✓	2.22
				A 5510.4500-90-000	274432 ✓	-6.64 ✓	0.00
				A 2123.4500-37-000	273655 ✓	4.16 ✓	4.16
				A 2123.4500-37-000	273655 ✓	27.80 ✓	42.77
				Check Total:		2,948.20 ✓	
251252 ✓	11/14/2023	17614	STEPWARE INC. ✓	A 2630.4630-90-000	274193 ✓	4,300.00	4,300.00
				Check Total:		4,300.00 ✓	
251253 ✓	11/14/2023	17973	SWAN CREEK CLEANERS INC. ✓	A 2110.4500-37-000	275623 ✓	15.00	18.00
				Check Total:		15.00 ✓	
251254 ✓	11/14/2023	17556	SYMBRANT TECHNOLOGIES, INC. ✓	A 1680.4790-90-000	275805 ✓	2,485.60 ✓	2,485.60
				Check Total:		2,485.60	
251255 ✓	11/14/2023	11855	SYOSSET HOME TUTORING ✓	A 2250.4490-90-000	275521 ✓	1,053.00	1,053.00
				Check Total:		1,053.00 ✓	
251256 ✓	11/14/2023	2503	TALL TREE FLORIST ✓				

PATCHOGUE-MEDFORD UFSD



Check Warrant Report For A - 50: Cash Disbursement- 11/14/23 For Dates 11/8/2023 - 11/30/2023

Check #	Check Date	Vendor ID	Vendor Name	Account	PO Number	Check Amount	Liquidated
				A 2855.4500-37-000	276018 ✓	40.00	40.00
					Check Total:	40.00 ✓	
251257 ✓	11/14/2023	15365	TECOGEN INC. ✓	A 1621.4790-90-000	273397 ✓	292.40	292.40
					Check Total:	292.40 ✓	
251258 ✓	11/14/2023	15857	TK ELEVATOR CORPORATION ✓	A 1621.4790-90-000	273395 ✓	891.33	891.33
					Check Total:	891.33 ✓	
251259 ✓	11/14/2023	15479	TURTLE & HUGHES INC. ✓	A 1621.4514-90-000	273393	120.76	120.76
				A 1621.4514-90-000	273393	609.95	609.95
					Check Total:	730.71	
251260 ✓	11/14/2023	2673	UNITED PARCEL SERVICE ✓	A 1670.4730-90-000	273297 ✓	288.54	288.54
					Check Total:	288.54 ✓	
251261 ✓	11/14/2023	12043	UNITED SUPPLY CORP. ✓	A 2119.4500-01-000	274006 ✓	179.23	179.23
				A 2121.4500-26-000	273813 ✓	200.34	200.34
				A 2280.4500-90-000	273907 ✓	320.10	320.10
				A 2610.4500-04-000	273776 ✓	92.66	92.66
				A 2119.4500-01-000	274006 ✓	128.14	128.14
				A 2121.4500-26-000	273813 ✓	111.89	123.89
				A 2280.4500-90-000	273907 ✓	66.24	66.24
				A 2610.4500-04-000	273776 ✓	10.44	10.44
				A 2280.4500-90-000	273907 ✓	60.47	60.47
					Check Total:	1,169.51 ✓	
251262 ✓	11/14/2023	13538	VERIZON CONNECT FLEET USA LLC ✓	A 5510.4490-90-000	274218 ✓	189.50	189.50
					Check Total:	189.50 ✓	
251263 ✓	11/14/2023	11430	VOGEL STEPHANIE ✓	A 2128.4150-90-000		14.34	
				A 2128.4150-90-000		0.00	
					Check Total:	14.34 ✓	

PATCHOGUE-MEDFORD UFSD

Check Warrant Report For A - 50: Cash Disbursement- 11/14/23 For Dates 11/8/2023 - 11/30/2023



Check #	Check Date	Vendor ID	Vendor Name	Account	PO Number	Check Amount	Liquidated
251264	11/14/2023	12446	W.B. MASON COMPANY	A 1240.4500-90-000	273462	11.47	11.47
				A 1310.4500-90-000	273462	14.29	14.29
				A 1430.4500-90-000	273462	11.47	11.47
				A 2010.4500-90-000	273462	11.47	11.47
				Check Total:		48.70	
251265	11/14/2023	13894	WE TRANSPORTATION/TOWNE BUSLLC	A 5540.4000-90-000	275887	344,625.00	344,625.00
				Check Total:		344,625.00	
251266	11/14/2023	13778	WEVIDEO INC.	A 2630.4650-90-000	276046	11,532.48	11,532.48
				Check Total:		11,532.48	
251267	11/14/2023	13897	WINTERS BROS.HAULING OF LI.LLC	A 1621.4790-90-000	274138	19,519.05	19,519.05
				Check Total:		19,519.05	
251268	11/14/2023	2846	XEROX CORP.	A 1670.4793-90-000	274400	2,179.00	2,179.00
				Check Total:		2,179.00	
251269	11/14/2023	2846	XEROX CORP.	A 1670.4793-90-000	274400	4,164.00	4,164.00
				A 7310.4000-90-000	274400	245.00	0.00
				Check Total:		4,409.00	
251270	11/14/2023	2846	XEROX CORP.	A 1670.4793-90-000	273327	1,089.00	1,089.00
				Check Total:		1,089.00	
251271	11/14/2023	2846	XEROX CORP.	A 1670.4793-90-000	274400	308.70	308.70
				A 1670.4793-90-000	274400	247.64	247.64
				A 1670.4793-90-000	274400	247.64	247.64
				A 1670.4793-90-000	274400	247.64	247.64
				A 1670.4793-90-000	274400	247.64	247.64
				A 1670.4793-90-000	274400	132.62	132.62
				A 7310.4000-90-000	274400	133.89	0.00

PATCHOGUE-MEDFORD UFSD

Check Warrant Report For A - 50: Cash Disbursement- 11/14/23 For Dates 11/8/2023 - 11/30/2023



Check #	Check Date	Vendor ID	Vendor Name	Account	PO Number	Check Amount	Liquidated
				A 1670.4793-90-000	274400 ✓	133.89 ✓	133.89
				A 1670.4793-90-000	274400	133.89 ✓	133.89
				A 1670.4793-90-000	274400	125.02 ✓	125.02
				A 1670.4793-90-000	274400	130.81 ✓	130.81
				A 1670.4793-90-000	274400	135.02 ✓	135.02
				A 1670.4793-90-000	274400	130.81 ✓	130.81
				A 1670.4793-90-000	274400	130.00 ✓	130.00
				A 1670.4793-90-000	274400	130.00 ✓	130.00
				A 1670.4793-90-000	274400	125.60 ✓	125.60
				Check Total:		2,740.81 ✓	
251272 ✓	11/14/2023	2846	XEROX CORP. ✓	A 1670.4793-90-000	273327 ✓	173.97 ✓	173.97
				A 1670.4793-90-000	273327	187.85 ✓	187.85
				A 1670.4793-90-000	273327	173.97 ✓	173.97
				A 1670.4793-90-000	273327	173.97 ✓	173.97
				A 1670.4793-90-000	273327	173.97 ✓	173.97
				A 1670.4793-90-000	273327	173.97 ✓	173.97
				A 1670.4793-90-000	273327	173.97 ✓	173.97
				A 1670.4793-90-000	273327	173.97 ✓	173.97
				A 1670.4793-90-000	273327	173.97 ✓	173.97
				A 1670.4793-90-000	273327	187.85 ✓	187.85
				A 1670.4793-90-000	273327	187.85 ✓	187.85
				A 1670.4793-90-000	273327	79.00 ✓	79.00
				A 1670.4793-90-000	273327	79.00 ✓	79.00
				A 1670.4793-90-000	273327	79.00 ✓	79.00
				A 1670.4793-90-000	273327	79.00 ✓	79.00
				A 1670.4793-90-000	273327	79.00 ✓	79.00
				A 1670.4793-90-000	273327	79.00 ✓	79.00
				A 1670.4793-90-000	273327	79.00 ✓	79.00
				A 1670.4793-90-000	273327	79.00 ✓	79.00
				A 1670.4793-90-000	273327	79.00 ✓	79.00
				A 1670.4793-90-000	273327	79.00 ✓	79.00
				A 1670.4793-90-000	273327	79.00 ✓	79.00
				A 1670.4793-90-000	273327	79.00 ✓	79.00
				A 1670.4793-90-000	273327	79.00 ✓	79.00

PATCHOGUE-MEDFORD UFSD

Check Warrant Report For A - 50: Cash Disbursement- 11/14/23 For Dates 11/8/2023 - 11/30/2023



Check #	Check Date	Vendor ID	Vendor Name	Account	PO Number	Check Amount	Liquidated
Check Total:						2,824.31	
251296	11/14/2023	15269	FBA OF SYOSSETT, LLC	A 1310.4790-90-000	272008	916.75	916.75
Check Total:						916.75	
Warrant Total:						548,679.91	
Vendor Portion:						548,679.91	

Number of Transactions: 130

Certification of Warrant

To The District Treasurer: I hereby certify that I have verified the above claims, 130 in number, in the total amount of \$548,679.91. You are hereby authorized and directed to pay to the claimants certified above the amount of each claim allowed and charge each to the proper fund.

<u>11/22/23</u>	<u>Adriane Brower</u>	<u>Claims Auditor</u>
Date	Signature	Title
	<u>Nancy Hoogsted</u>	<u>alternate Claims Auditor</u>

PATCHOGUE-MEDFORD UFSD

Check Warrant Report For C - 18: Cash Disbursement- 11/14/23 For Dates 11/8/2023 - 11/30/2023



Check #	Check Date	Vendor ID	Vendor Name	Account	PO Number	Check Amount	Liquidated
237206	11/14/2023	15930	**VOID** DELEVA, CHRISTOPHER	C 2860.5600-95-000		-70.29	
					Check Total:	-70.29	
251273 ✓	11/14/2023	13377	AMERICAN CLASSIC SPECIALTIES ✓	C 2860.5820-95-000	274296 ✓	246.60 ✓	246.60
				C 2860.5820-95-000	274296	172.55 ✓	172.55
				C 2860.5820-95-000	274296	354.35 ✓	354.35
				C 2860.5820-95-000	274296	249.60 ✓	249.60
				C 2860.5820-95-000	274296	171.00 ✓	171.00
				C 2860.5820-95-000	274296	109.00 ✓	109.00
				C 2860.5820-95-000	274296	143.35 ✓	143.35
					Check Total:	1,446.45 ✓	
251274 ✓	11/14/2023	13377	AMERICAN CLASSIC SPECIALTIES ✓	C 2860.5820-95-000	274296 ✓	106.30 ✓	106.30
				C 2860.5820-95-000	274296	127.40 ✓	127.40
				C 2860.5820-95-000	274296	210.65 ✓	210.65
				C 2860.5820-95-000	274296	226.40 ✓	226.40
				C 2860.5820-95-000	274296	171.00 ✓	171.00
				C 2860.5820-95-000	274296	75.65 ✓	75.65
				C 2860.5820-95-000	274296	258.80 ✓	258.80
					Check Total:	1,176.20 ✓	
251275 ✓	11/14/2023	152	APPCO PAPER & PLASTICS CORP. ✓	C 2860.5800-95-000	274297 ✓	612.19	612.19
					Check Total:	612.19 ✓	
251276 ✓	11/14/2023	10096	BIG GEYSER, INC. ✓	C 2860.5820-95-000	274299 ✓	330.60	330.60
					Check Total:	330.60 ✓	
251277 ✓	11/14/2023	11917	COMMERCIAL INSTRU. SERVS., INC ✓	C 2860.4690-95-000	274275 ✓	1,395.67 ✓	1,395.67
				C 2860.4690-95-000	274275	1,078.09 ✓	1,078.09
					Check Total:	2,473.76 ✓	
251278 ✓	11/14/2023	13617	CREAM-O-LAND DAIRIES, LLC ✓	C 2860.5820-95-000	274276 ✓	189.81 ✓	189.81



PATCHOGUE-MEDFORD UFSD

Check Warrant Report For C - 18: Cash Disbursement- 11/14/23 For Dates 11/8/2023 - 11/30/2023



Check #	Check Date	Vendor ID	Vendor Name	Account	PO Number	Check Amount	Liquidated
				C 2860.5820-95-000	274276	263.88 ✓	263.88
				C 2860.5820-95-000	274276	231.05 ✓	231.05
				C 2860.5820-95-000	274276	617.12 ✓	617.12
				C 2860.5820-95-000	274276	225.21 ✓	225.21
				C 2860.5820-95-000	274276	265.08 ✓	265.08
				C 2860.5820-95-000	274276	232.68 ✓	232.68
				C 2860.5820-95-000	274276	653.23 ✓	653.23
				C 2860.5820-95-000	274276	268.71 ✓	268.71
				C 2860.5820-95-000	274276	205.27 ✓	205.27
				C 2860.5820-95-000	274276	106.55 ✓	106.55
				Check Total:		3,258.59 ✓	
251279 ✓	11/14/2023	13617	CREAM-O-LAND DAIRIES, LLC ✓	C 2860.5820-95-000	274276 ✓	172.99 ✓	172.99
				C 2860.5820-95-000	274276	279.90 ✓	279.90
				C 2860.5820-95-000	274276	247.87 ✓	247.87
				C 2860.5820-95-000	274276	427.25 ✓	427.25
				C 2860.5820-95-000	274276	330.83 ✓	330.83
				C 2860.5820-95-000	274276	332.77 ✓	332.77
				C 2860.5820-95-000	274276	274.33 ✓	274.33
				C 2860.5820-95-000	274276	584.36 ✓	584.36
				C 2860.5820-95-000	274276	424.92 ✓	424.92
				C 2860.5820-95-000	274276	231.44 ✓	231.44
				C 2860.5820-95-000	274276	164.22 ✓	164.22
				Check Total:		3,470.88 ✓	
251280 ✓	11/14/2023	13617	CREAM-O-LAND DAIRIES, LLC ✓	C 2860.5820-95-000	274276 ✓	184.69 ✓	184.69
				C 2860.5820-95-000	274276	258.02 ✓	258.02
				C 2860.5820-95-000	274276	240.68 ✓	240.68
				C 2860.5820-95-000	274276	299.04 ✓	299.04
				C 2860.5820-95-000	274276	247.46 ✓	247.46
				C 2860.5820-95-000	274276	289.66 ✓	289.66
				C 2860.5820-95-000	274276	244.09 ✓	244.09
				C 2860.5820-95-000	274276	508.39 ✓	508.39

PATCHOGUE-MEDFORD UFSD

Check Warrant Report For C - 18: Cash Disbursement- 11/14/23 For Dates 11/8/2023 - 11/30/2023



Check #	Check Date	Vendor ID	Vendor Name	Account	PO Number	Check Amount	Liquidated
251281 ✓	11/14/2023	15930 DELEVA, CHRISTOPHER ✓		C 2860.5820-95-000	274276	302.05 ✓	302.05
				C 2860.5820-95-000	274276	216.32 ✓	216.32
				C 2860.5820-95-000	274276	140.06 ✓	140.06
				Check Total:		2,930.46 ✓	
251282 ✓	11/14/2023	18023 FOLEY, CHRISTINE ✓		C 2860.5600-95-000		70.29	
				Check Total:		70.29 ✓	
251283 ✓	11/14/2023	12933 J&F SUPPLY INC OF LONG ISLAND ✓		C 1440		11.65	
				Check Total:		11.65 ✓	
251284 ✓	11/14/2023	17981 MAID-RITE SPECIALTY FOODS INC. ✓		C 2860.5800-95-000	275703 ✓	1,645.00	1,645.00
				Check Total:		1,645.00 ✓	
251285 ✓	11/14/2023	10998 **CONTINUED** MODERN ITALIAN BAKERY		C 2860.5820-95-000	275724 ✓	531.30	531.30
				Check Total:		531.30 ✓	
251286 ✓	11/14/2023	10998 MODERN ITALIAN BAKERY ✓		Check Total:		0.00	
				C 2860.5820-95-000	274290 ✓	31.77 ✓	31.77
				C 2860.5820-95-000	274290	77.91 ✓	77.91
				C 2860.5820-95-000	274290	19.50 ✓	19.50
				C 2860.5820-95-000	274290	66.50 ✓	66.50
				C 2860.5820-95-000	274290	60.25 ✓	60.25
				C 2860.5820-95-000	274290	31.20 ✓	31.20
				C 2860.5820-95-000	274290	128.00 ✓	128.00
				C 2860.5820-95-000	274290	127.90 ✓	127.90
				C 2860.5820-95-000	274290	128.00 ✓	128.00
				C 2860.5820-95-000	274290	128.00 ✓	128.00
				C 2860.5820-95-000	274290	40.80 ✓	40.80
				C 2860.5820-95-000	274290	36.15 ✓	36.15
				C 2860.5820-95-000	274290	49.63 ✓	49.63

PATCHOGUE-MEDFORD UFSD



Check Warrant Report For C - 18: Cash Disbursement- 11/14/23 For Dates 11/8/2023 - 11/30/2023

Check #	Check Date	Vendor ID	Vendor Name	Account	PO Number	Check Amount	Liquidated
				C 2860.5820-95-000	274290	48.20 ✓	48.20
				C 2860.5820-95-000	274290	98.78 ✓	98.78
				C 2860.5820-95-000	274290	43.38 ✓	43.38
				C 2860.5820-95-000	274290	52.51 ✓	52.51
				C 2860.5820-95-000	274290	52.04 ✓	52.04
				C 2860.5820-95-000	274290	25.98 ✓	25.98
				C 2860.5820-95-000	274290	3.80 ✓	3.80
				C 2860.5820-95-000	274290	9.20 ✓	9.20
				C 2860.5820-95-000	274290	3.80 ✓	3.80
				C 2860.5820-95-000	274290	31.20 ✓	31.20
				C 2860.5820-95-000	274290	63.80 ✓	63.80
				C 2860.5820-95-000	274290	88.64 ✓	88.64
				C 2860.5820-95-000	274290	48.20 ✓	48.20
				C 2860.5820-95-000	274290	45.66 ✓	45.66
				C 2860.5820-95-000	274290	128.00 ✓	128.00
				C 2860.5820-95-000	274290	40.80 ✓	40.80
				C 2860.5820-95-000	274290	108.50 ✓	108.50
				C 2860.5820-95-000	274290	128.00 ✓	128.00
				C 2860.5820-95-000	274290	40.80 ✓	40.80
				C 2860.5820-95-000	274290	36.15 ✓	36.15
				C 2860.5820-95-000	274290	39.99 ✓	39.99
				C 2860.5820-95-000	274290	40.97 ✓	40.97
				C 2860.5820-95-000	274290	88.19 ✓	88.19
				C 2860.5820-95-000	274290	40.97 ✓	40.97
				C 2860.5820-95-000	274290	50.10 ✓	50.10
				C 2860.5820-95-000	274290	24.10 ✓	24.10
				C 2860.5820-95-000	274290	20.89 ✓	20.89
				C 2860.5820-95-000	274290	3.80 ✓	3.80
				C 2860.5820-95-000	274290	9.20 ✓	9.20
				C 2860.5820-95-000	274290	3.80 ✓	3.80
				C 2860.5820-95-000	274290	9.67 ✓	9.67
Check Total:						2,354.73 ✓	
251287	11/14/2023	2846	XEROX CORP.				

PATCHOGUE-MEDFORD UFSD

Check Warrant Report For C - 18: Cash Disbursement- 11/14/23 For Dates 11/8/2023 - 11/30/2023



Check #	Check Date	Vendor ID	Vendor Name	Account	PO Number	Check Amount	Liquidated
				C 2860.4000-95-000	274400 ✓	138.93 ✓	138.93
				C 2860.4000-95-000	274400	69.00 ✓	69.00
				C 2860.4000-95-000	274400	69.00 ✓	69.00
Check Total:						276.93 ✓	
Warrant Total:						20,518.74	
Vendor Portion:						20,518.74	

Number of Transactions: 16

Certification of Warrant

To The District Treasurer: I hereby certify that I have verified the above claims, 16 in number, in the total amount of \$ 20,518.74. You are hereby authorized and directed to pay to the claimants certified above the amount of each claim allowed and charge each to the proper fund.

11/15/23 Nancy Hoogsteden alternate Claims Auditor
 Date Signature Title

PATCHOGUE-MEDFORD UFSD

Check Warrant Report For F - 16: Cash Disbursement- 11/14/23 For Dates 11/8/2023 - 11/30/2023



Check #	Check Date	Vendor ID	Vendor Name	Account	PO Number	Check Amount	Liquidated
251288 ✓	11/14/2023	17740	AMAZON CAPITAL SERVICES, INC. ✓	F 2280.4500-90-PE24	275999 ✓	159.00 ✓	159.00
Check Total:						159.00	
251289 ✓	11/14/2023	8424	DDI ✓	F 2250.4720-90-L24	275113 ✓	1,084.00 ✓	1,084.00
				F 2250.4720-90-L24	275113 ✓	-810.00 ✓	0.00
Check Total:						274.00	
251290 ✓	11/14/2023	12716	EDEN II PROGRAMS ✓	F 2250.4720-90-L24	275913 ✓	10,196.00 ✓	10,196.00
				F 2250.4720-90-L24	275913 ✓	5,225.10 ✓	5,225.10
				F 2250.4720-90-L24	275913 ✓	326.40 ✓	326.40
Check Total:						15,747.50	
251291 ✓	11/14/2023	17082	GM DATA COMMUNICATIONS, INC. ✓	F 2110.4000-90-ARP	275465 ✓	14,320.00 ✓	14,320.00
				F 2110.4000-90-ARP	275463 ✓	7,160.00 ✓	7,160.00
				F 2110.4500-90-ARP	275465 ✓	9,650.39 ✓	9,650.39
				F 2110.4500-90-ARP	275463 ✓	2,955.74 ✓	2,955.74
Check Total:						34,086.13	
251292 ✓	11/14/2023	15047	MAYDAY COMMUNICATIONS, INC. ✓	F 2110.4500-90-ARP	274307 ✓	24,480.00 ✓	24,480.00
Check Total:						24,480.00	
251293 ✓	11/14/2023	15646	PLC ASSOCIATES, INC. ✓	F 2020.4000-90-K23	274940 ✓	11,904.00 ✓	11,904.00
Check Total:						11,904.00	
251294 ✓	11/14/2023	2253	SCOPE ✓	F 2511.4000-90-U24	275049 ✓	104,400.00 ✓	104,400.00
Check Total:						104,400.00	



PATCHOGUE-MEDFORD UFSD

Check Warrant Report For F - 16: Cash Disbursement- 11/14/23 For Dates 11/8/2023 - 11/30/2023



Check #	Check Date	Vendor ID	Vendor Name	Account	PO Number	Check Amount	Liquidated
Number of Transactions: 7					Warrant Total:	191,050.63	
					Vendor Portion:	191,050.63	

Certification of Warrant

To The District Treasurer: I hereby certify that I have verified the above claims, 7 in number, in the total amount of \$ 191,050.63. You are hereby authorized and directed to pay to the claimants certified above the amount of each claim allowed and charge each to the proper fund.

11-15-23 Adriane Brower Claims Auditor
 Date Signature Title

PATCHOGUE-MEDFORD UFSD

Check Warrant Report For H - 11: Cash Disbursement- 11/14/23 For Dates 11/8/2023 - 11/30/2023



Check #	Check Date	Vendor ID	Vendor Name	Account	PO Number	Check Amount	Liquidated
251295	11/14/2023	17477	IRWIN CONTRACTING INC.	H 2223.2930-0-1526	272799	14,098.00	14,098.00

Number of Transactions: 1

Check Total: 14,098.00
Warrant Total: 14,098.00
Vendor Portion: 14,098.00

Certification of Warrant

To The District Treasurer: I hereby certify that I have verified the above claims, 1 in number, in the total amount of \$ 14,098.00. You are hereby authorized and directed to pay to the claimants certified above the amount of each claim allowed and charge each to the proper fund.

11-22-23 Adriane Brower Claims Auditor
Date Signature Title



PATCHOGUE-MEDFORD UFSD

Check Warrant Report For A - 53: Cash Disbursement- 11/20/23 For Dates 11/15/2023 - 11/30/2023



Check #	Check Date	Vendor ID	Vendor Name	Account	PO Number	Check Amount	Liquidated
251297 ✓	11/20/2023	13756	A PLUS ALL SUBJECTS TUTORING ✓	A 2110.4301-90-000	274941 ✓	748.00 ✓	748.00
Check Total:						748.00	
251298 ✓	11/20/2023	18011	ACSL ✓	A 2117.4500-37-000	276034 ✓	200.00 ✓	200.00
Check Total:						200.00	
251299 ✓	11/20/2023	14553	ADVANCED DOOR SOLUTIONS INC. ✓	A 1621.4670-90-000	274535 ✓	10,230.00 ✓	10,230.00
Check Total:						10,230.00	
251300 ✓	11/20/2023	10437	ADVANTAGE MUSIC LTD ✓	A 600		404.60 ✓	
				A 2118.4500-05-000	274030 ✓	33.40 ✓	33.40
				A 2118.4500-27-000	274037 ✓	34.75 ✓	34.75
				A 2118.4500-02-000	274017 ✓	33.40 ✓	33.40
				A 2118.4500-26-000	274249 ✓	4.85 ✓	4.85
				A 600		0.00	
Check Total:						511.00	
251301 ✓	11/20/2023	14700	AHOLD FINANCIAL SERVICES ✓	A 7310.5811-90-000	274956 ✓	156.21 ✓	156.21
Check Total:						156.21	
251302 ✓	11/20/2023	69	AIRWELD INC. ✓	A 1621.4514-90-000	276040 ✓	4.60 ✓	4.60
Check Total:						4.60	
251303 ✓	11/20/2023	2104	ALL AMERICAN SPORT CORP. ✓	A 2855.4630-90-000	272564 ✓	216.90 ✓	216.90
Check Total:						216.90	
251304 ✓	11/20/2023	102	ALLSTATE SIGN AND PLAQUE CORP ✓	A 1621.4514-90-000	273239 ✓	188.25 ✓	188.25
Check Total:						188.25	
251305 ✓	11/20/2023	17619	ALWAYS COMPASSIONATE HOME CARE ✓	A 2250.4490-90-000	275673 ✓	642.60 ✓	642.60
				A 2250.4490-90-000	275673 ✓	642.60 ✓	642.60
				A 2250.4490-90-000	275673 ✓	2,570.40 ✓	2,570.40



PATCHOGUE-MEDFORD UFSD



Check Warrant Report For A - 53: Cash Disbursement- 11/20/23 For Dates 11/15/2023 - 11/30/2023

Check #	Check Date	Vendor ID	Vendor Name	Account	PO Number	Check Amount	Liquidated
				A 2250.4490-90-000	275673 ✓	642.60 ✓	642.60
					Check Total:	4,498.20	
251306 ✓	11/20/2023	17740	AMAZON CAPITAL SERVICES, INC. ✓				
				A 2110.4500-01-TCH	274232 ✓	12.85 ✓	12.85
				A 2110.4500-01-TCH	274232 ✓	84.93 ✓	84.93
				A 2110.4500-01-TCH	274232 ✓	97.14 ✓	97.14
					Check Total:	194.92	
251307 ✓	11/20/2023	17740	AMAZON CAPITAL SERVICES, INC. ✓				
				A 2020.4500-28-000	276066 ✓	223.70 ✓	223.70
				A 2020.4500-04-000	276071 ✓	160.58 ✓	160.58
				A 2128.4500-37-000	276073 ✓	326.70 ✓	326.70
				A 2121.4500-37-000	276062 ✓	223.57 ✓	223.57
				A 2020.4500-28-000	276097 ✓	219.95 ✓	219.95
				A 2020.4500-28-000	276098 ✓	5.99 ✓	5.99
				A 2128.4500-90-000	276093 ✓	56.05 ✓	56.05
				A 2020.4500-26-000	276067 ✓	29.57 ✓	29.57
				A 2020.4500-26-000	276072 ✓	81.95 ✓	81.95
				A 2810.4500-37-000	276031 ✓	45.40 ✓	45.40
				A 2810.4500-37-000	274937 ✓	155.53 ✓	155.53
				A 2810.4500-37-000	276085 ✓	74.97 ✓	74.97
				A 2115.4500-37-000	275765 ✓	85.16 ✓	85.16
				A 2115.4500-28-000	275979 ✓	454.80 ✓	454.80
				A 2280.4500-90-000	276001 ✓	115.78 ✓	115.78
				A 8060.4500-90-SEL	276070 ✓	44.84 ✓	44.84
				A 2110.4500-05-TCH	274237 ✓	18.99 ✓	18.99
				A 2110.4500-03-TCH	274238 ✓	97.68 ✓	97.68
				A 2020.4500-05-000	276074 ✓	85.36 ✓	85.36
				A 1622.4500-90-000	275630 ✓	85.88 ✓	85.88
				A 2810.4500-37-000	274937 ✓	-11.40 ✓	0.00
				A 2115.4500-37-000	275765 ✓	15.99 ✓	15.99
				A 2110.4500-05-TCH	274237 ✓	98.33 ✓	98.33
				A 2110.4500-03-TCH	274238 ✓	65.00 ✓	65.00
				A 2110.4500-03-TCH	274238 ✓	92.62 ✓	92.62

PATCHOGUE-MEDFORD UFSD

Check Warrant Report For A - 53: Cash Disbursement- 11/20/23 For Dates 11/15/2023 - 11/30/2023



Check #	Check Date	Vendor ID	Vendor Name	Account	PO Number	Check Amount	Liquidated
				Check Total:		2,852.99	
251308 ✓	11/20/2023	11909	AMERICAN PAD-EX OF NY, INC. ✓	A 1620.4790-90-000	274129 ✓	34.20 ✓	34.20
				A 1620.4790-90-000	274128 ✓	62.28 ✓	62.28
				A 1620.4790-90-000	274129 ✓	136.84 ✓	136.84
				A 1620.4790-90-000	274128 ✓	75.08 ✓	75.08
				A 1620.4790-90-000	274129 ✓	111.42 ✓	111.42
				A 1620.4790-90-000	274128 ✓	58.00 ✓	58.00
				A 1620.4790-90-000	274129 ✓	91.95 ✓	91.95
				A 1620.4790-90-000	274128 ✓	47.52 ✓	47.52
				A 1620.4790-90-000	274129 ✓	91.56 ✓	91.56
				A 1620.4790-90-000	274128 ✓	61.82 ✓	61.82
				A 1620.4790-90-000	274128 ✓	229.40 ✓	229.40
				Check Total:		1,000.07	
251309 ✓	11/20/2023	15277	AMERICAN READING COMPANY INC. ✓	A 2128.4500-02-000	274920 ✓	8,500.00 ✓	8,500.00
				A 2128.4500-05-000	274877 ✓	875.00 ✓	875.00
				A 2128.4500-04-000	274879 ✓	750.00 ✓	750.00
				A 2128.4500-02-000	274878 ✓	1,025.00 ✓	1,025.00
				A 2128.4500-03-000	274880 ✓	675.00 ✓	675.00
				A 2128.4500-02-000	275323 ✓	160.00 ✓	160.00
				A 2128.4500-03-000	274920 ✓	8,500.00 ✓	8,500.00
				A 2128.4500-05-000	274877 ✓	525.00 ✓	525.00
				A 2128.4500-04-000	274879 ✓	525.00 ✓	525.00
				A 2128.4500-02-000	274878 ✓	275.00 ✓	275.00
				A 2128.4500-03-000	274880 ✓	525.00 ✓	525.00
				A 2128.4500-03-000	275323 ✓	160.00 ✓	160.00
				A 2128.4500-04-000	274920 ✓	8,500.00 ✓	8,500.00
				A 2128.4500-04-000	275323 ✓	240.00 ✓	240.00
				A 2128.4500-05-000	274920 ✓	8,500.00 ✓	8,500.00
				A 2128.4500-05-000	275323 ✓	240.00 ✓	240.00
				Check Total:		39,975.00	
251310 ✓	11/20/2023	15765	AUTOZONE STORES LLC ✓				

PATCHOGUE-MEDFORD UFSD



Check Warrant Report For A - 53: Cash Disbursement- 11/20/23 For Dates 11/15/2023 - 11/30/2023

Check #	Check Date	Vendor ID	Vendor Name	Account	PO Number	Check Amount	Liquidated
251311 ✓	11/20/2023	8116 BARNWELL HOUSE OF TIRES INC. ✓		A 1621.4530-90-000	274921 ✓	61.04 ✓	61.04
				A 5510.4690-90-000	274221 ✓	59.94 ✓	59.94
				A 1621.4530-90-000	274921 ✓	25.99 ✓	25.99
				Check Total:		146.97	
251312 ✓	11/20/2023	17970 BLACKOUT EZ LLC ✓		A 1621.4530-90-000	273238 ✓	865.56 ✓	865.56
				A 1621.4530-90-000	273238	752.72 ✓	752.72
				Check Total:		1,618.28 ✓	
251313 ✓	11/20/2023	9955 BLUUM USA, INC. ✓		A 2110.4500-01-000	275768 ✓	290.60	290.60
				Check Total:		290.60 ✓	
251314 ✓	11/20/2023	15535 BSN SPORTS LLC ✓		A 2121.4500-37-000	275403 ✓	686.76 ✓	686.76
				A 2630.2022-90-000	274677 ✓	2,648.89 ✓	2,648.89
				Check Total:		3,335.65 ✓	
251315 ✓	11/20/2023	422 CAROLINA BIOLOGICAL SUPPLY CO. ✓		A 2855.4690-90-000	276019 ✓	171.99 ✓	171.99
				A 2855.4500-37-000	275860 ✓	1,559.40 ✓	1,559.40
				A 2855.4500-37-000	275861 ✓	348.90 ✓	348.90
				A 2855.4500-37-000	275931 ✓	776.79 ✓	776.79
251316 ✓	11/20/2023	10256 CARR BUSINESS SYSTEMS ✓		Check Total:		2,857.08 ✓	
				A 2121.4500-05-000	275108 ✓	1,321.49 ✓	1,321.49
				A 2121.4500-06-000	274151 ✓	76.90 ✓	76.90
				A 2121.4500-06-000	274151	120.90 ✓	120.90
				Check Total:		1,519.29 ✓	
				A 1680.4500-90-000	276078 ✓	4,228.50 ✓	4,228.50
				A 1680.4500-90-000	276078	4,228.50 ✓	4,228.50
				A 1680.4500-90-000	276078	4,228.50 ✓	4,228.50
				A 1680.4500-90-000	276078	4,228.50 ✓	4,228.50
				A 2630.4500-90-000	276078	4,228.50 ✓	4,228.50
				Check Total:		21,142.50	

PATCHOGUE-MEDFORD UFSD



Check Warrant Report For A - 53: Cash Disbursement- 11/20/23 For Dates 11/15/2023 - 11/30/2023

Check #	Check Date	Vendor ID	Vendor Name	Account	PO Number	Check Amount	Liquidated
251317 ✓	11/20/2023	434	CATALANO MUSIC CENTER ✓	A 2118.4500-26-000	274250 ✓	102.40	102.40
						Check Total:	102.40 ✓
251318 ✓	11/20/2023	10094	CDW GOVERNMENT, INC. ✓	A 2630.2022-90-000	275287 ✓	4,750.00 ✓	4,750.00
				A 1680.4500-90-000	275807 ✓	420.12 ✓	420.12
				A 2630.2022-90-000	275287	52.06 ✓	52.06
				A 2630.2022-90-000	275287	34.92 ✓	34.92
						Check Total:	5,257.10 ✓
251319 ✓	11/20/2023	13997	CHOICE PLANS, INC. ✓	A 9065.8000-90-000	273438 ✓	6,546.67 ✓	6,546.67
				A 9065.8000-90-000	273436 ✓	816.00 ✓	816.00
				A 9065.8000-90-000	273437 ✓	1,407.74 ✓	1,407.74
						Check Total:	8,770.41 ✓
251320 ✓	11/20/2023	12040	CLASSROOM ACTIVITY FUND ✓	A 6308		150.00	
						Check Total:	150.00 ✓
251321 ✓	11/20/2023	15211	COMMUNITY CARE COMPANIONS, INC. ✓	A 2250.4490-90-000	275867 ✓	1,687.50 ✓	1,687.50
				A 2250.4490-90-000	275867	1,687.50 ✓	1,687.50
				A 2250.4490-90-000	275867	1,350.00 ✓	1,350.00
				A 2250.4490-90-000	275867	1,687.50 ✓	1,687.50
				A 2250.4490-90-000	275867	675.00 ✓	675.00
						Check Total:	7,087.50 ✓
251322 ✓	11/20/2023	12868	CSSI ✓	A 2111.4500-28-000	273699 ✓	269.23 ✓	269.23
				A 2111.4500-28-000	273699	7.72 ✓	7.72
						Check Total:	276.95 ✓
251323 ✓	11/20/2023	8424	DDI ✓	A 2250.4730-90-000	276055 ✓	22,199.40 ✓	22,199.40
				A 2250.4730-90-000	276055	22,199.40 ✓	22,199.40
				A 2250.4730-90-000	276055	1,000.00 ✓	1,000.00

PATCHOGUE-MEDFORD UFSD

Check Warrant Report For A - 53: Cash Disbursement- 11/20/23 For Dates 11/15/2023 - 11/30/2023



Check #	Check Date	Vendor ID	Vendor Name	Account	PO Number	Check Amount	Liquidated
251324 ✓	11/20/2023	12284	DIGICERT INC. ✓		Check Total:	45,398.80 ✓	
				A 1680.4790-90-000	275738 ✓	809.20	809.20
251325 ✓	11/20/2023	15693	FERGUSON ENTERPRISES # 501 ✓		Check Total:	809.20 ✓	
				A 1621.4514-90-000	273426 ✓	159.01	159.01
				A 1621.4514-90-000	273426	166.18	166.18
				A 1621.4514-90-000	273426	698.00	698.00
251326 ✓	11/20/2023	6830	FLINN SCIENTIFIC INC ✓		Check Total:	1,023.19 ✓	
				A 2121.4500-37-000	276033 ✓	42.12	44.82
251327 ✓	11/20/2023	9878	G&M DEGE, INC. ✓		Check Total:	42.12 ✓	
				A 1621.4660-90-000	274089 ✓	130.23	130.23
				A 1621.4660-90-000	274089	115.00	115.00
251328 ✓	11/20/2023	1058	GRAINGER, INC. W. W. ✓		Check Total:	245.23 ✓	
				A 1621.4514-90-000	273425 ✓	30.72	30.72
				A 1621.4514-90-000	273425	43.62	43.62
				A 1621.4514-90-000	273425	206.84	206.84
				A 1621.4514-90-000	273425	166.08	166.08
				A 1621.4514-90-000	273425	34.92	34.92
				A 1621.4514-90-000	273425	28.28	28.28
				A 1621.4514-90-000	273425	160.64	160.64
				A 1621.4514-90-000	273425	102.80	102.80
				A 1621.4514-90-000	273425	583.90	583.90
				A 1621.4514-90-000	273425	22.00	22.00
				A 1621.4514-90-000	273425	274.68	274.68
				A 1621.4514-90-000	273425	123.66	123.66
				A 1621.4514-90-000	273425	404.71	404.71
				A 1621.4514-90-000	273425	16.58	16.58
				A 1621.4514-90-000	273425	6.23	6.23
				A 1621.4514-90-000	273425	69.84	69.84

PATCHOGUE-MEDFORD UFSD

Check Warrant Report For A - 53: Cash Disbursement- 11/20/23 For Dates 11/15/2023 - 11/30/2023



Check #	Check Date	Vendor ID	Vendor Name	Account	PO Number	Check Amount	Liquidated
				A 1621.4514-90-000	273425	20.06 ✓	20.06
				A 1621.4514-90-000	273425	91.96	91.96
					Check Total:	2,387.52 ✓	
251329 ✓	11/20/2023	8734	HEINEMANN PUBLISHING ✓				
				A 2120.4500-90-000	276014 ✓	256.97	256.97
					Check Total:	256.97 ✓	
251330 ✓	11/20/2023	12890	HOME DEPOT CREDIT SERVICES ✓				
				A 1621.4514-90-000	273422 ✓	314.42	314.42
					Check Total:	314.42 ✓	
251331 ✓	11/20/2023	13639	HORIZON HEALTHCARE STAFFING ✓				
				A 2250.4490-90-000	275618 ✓	1,473.92 ✓	1,473.92
				A 2250.4490-90-000	275618	1,842.40 ✓	1,842.40
				A 2250.4490-90-000	275618	1,387.22 ✓	1,387.22
				A 2250.4490-90-000	275618	1,755.70 ✓	1,755.70
				A 2250.4490-90-000	275618	1,755.70 ✓	1,755.70
					Check Total:	8,214.94 ✓	
251332 ✓	11/20/2023	11985	HTP MECHANICAL CORP. ✓				
				A 1621.4660-90-000	273420 ✓	1,728.11	1,728.11
					Check Total:	1,728.11 ✓	
251333 ✓	11/20/2023	17104	INNOVATIVE TUTORING, INC. ✓				
				A 2110.4301-90-000	274944 ✓	510.00	510.00
					Check Total:	510.00 ✓	
251334 ✓	11/20/2023	12160	J&K ALARM ✓				
				A 1621.4670-90-000	275613 ✓	200.00	200.00
					Check Total:	200.00 ✓	
251335 ✓	11/20/2023	1935	J.W. PEPPER & SON, INC. ✓				
				A 2118.4820-90-000	275457 ✓	60.00 ✓	60.00
				A 2118.4820-90-000	275457	40.00 ✓	40.00
				A 2118.4820-90-000	275457	75.00 ✓	75.00
					Check Total:	175.00 ✓	
251336 ✓	11/20/2023	11012	KONICA MINOLTA BUS. SOLUTIONS ✓				
				A 1670.4793-90-000	274699 ✓	99.20 ✓	99.20
				A 1670.4793-90-000	274699	0.00	

PATCHOGUE-MEDFORD UFSD

Check Warrant Report For A - 53: Cash Disbursement- 11/20/23 For Dates 11/15/2023 - 11/30/2023



Check #	Check Date	Vendor ID	Vendor Name	Account	PO Number	Check Amount	Liquidated
251337	11/20/2023	7186	KURTZ BROS.		Check Total:	99.20	
				A 2810.4500-27-000	274061	112.49	112.49
				A 2810.4500-27-000	274061	0.00	56.06
251338	11/20/2023	1378	L.I. HARDWARE		Check Total:	112.49	
				A 1621.4514-90-000	273418	26.96	26.96
251339	11/20/2023	13092	LANGUAGE LINE SERVICES		Check Total:	26.96	
				A 2128.4500-90-000	274369	1,025.20	1,025.20
				A 2128.4510-90-000	274369	509.25	509.25
251340	11/20/2023	9823	LITTLE FLOWER UFSD		Check Total:	1,534.45	
				A 2250.4730-90-000	276059	6,366.20	6,366.20
251341	11/20/2023	10363	LOWE'S CREDIT SERVICES		Check Total:	6,366.20	
				A 1621.4514-90-000	274573	122.55	122.55
				A 1621.4514-90-000	274573	123.50	123.50
251342	11/20/2023	15047	MAYDAY COMMUNICATIONS, INC.		Check Total:	246.05	
				A 1622.4500-90-000	274866	1,908.00	1,908.00
251343	11/20/2023	15695	MCGUIRE'S HEARING AID SERVICES		Check Total:	1,908.00	
				A 2250.4490-90-000	276050	600.00	600.00
251344	11/20/2023	10844	METRO THERAPY, INC.		Check Total:	600.00	
				A 2250.4490-90-000	276060	71.42	71.42
				A 2250.4490-90-000	276060	1,700.00	1,700.00
				A 2250.4490-90-000	276060	900.00	900.00
				A 2250.4490-90-000	276060	547.44	547.44
				A 2250.4490-90-000	276060	2,698.92	2,698.92
				A 2250.4490-90-000	276060	2,570.40	2,570.40
				A 2250.4490-90-000	276060	250.00	250.00

PATCHOGUE-MEDFORD UFSD



Check Warrant Report For A - 53: Cash Disbursement- 11/20/23 For Dates 11/15/2023 - 11/30/2023

Check #	Check Date	Vendor ID	Vendor Name	Account	PO Number	Check Amount	Liquidated
				A 2250.4490-90-000	276060	64.26 ✓	64.26
251345 ✓	11/20/2023	8532	METROPOLITAN DATA SOLUTIONS ✓		Check Total:	8,802.44 ✓	
				A 2110.4500-26-000	275996 ✓	388.00	388.00
251346 ✓	11/20/2023	16967	MEYER, LUKE ✓		Check Total:	388.00 ✓	
				A 1620.4520-90-000		100.00	
251347 ✓	11/20/2023	15398	MICHELLE TOR INC. ✓		Check Total:	100.00 ✓	
				A 2250.4490-90-000	274180 ✓	3,309.90 ✓	3,309.90
				A 2250.4490-90-000	274180	2,936.27 ✓	2,936.27
251348 ✓	11/20/2023	17872	MILLENNIUM SYSTEMS INTEGRATION INC. ✓		Check Total:	6,246.17 ✓	
				A 1621.4790-90-000	273388 ✓	600.00 ✓	600.00
				A 1621.4790-90-000	274227 ✓	324.35 ✓	324.35
251349 ✓	11/20/2023	1666	MONTAUK BUS SERVICE INC. ✓		Check Total:	924.35 ✓	
				A 5540.4050-90-000	274100 ✓	500.08	500.08
251350 ✓	11/20/2023	13174	MUSIC & ARTS CENTERS ✓		Check Total:	500.08 ✓	
				A 2118.2000-27-000	275196 ✓	1,659.99 ✓	1,659.99
				A 2118.4500-27-000	275196	559.98 ✓	559.98
251351 ✓	11/20/2023	9774	NATIONAL GRID ✓		Check Total:	2,219.97 ✓	
				A 1620.4742-90-000	273493 ✓	36.72	36.72
				A 1620.4742-90-000	273493	0.00	
251352 ✓	11/20/2023	9774	NATIONAL GRID ✓		Check Total:	36.72 ✓	
				A 1620.4742-90-000	273493 ✓	3,522.08	3,522.08
				A 1620.4742-90-000	273493	0.00	
251353 ✓	11/20/2023	9774	NATIONAL GRID ✓		Check Total:	3,522.08 ✓	
				A 1620.4742-90-000	273493 ✓	715.51	715.51

PATCHOGUE-MEDFORD UFSD

Check Warrant Report For A - 53: Cash Disbursement- 11/20/23 For Dates 11/15/2023 - 11/30/2023



Check #	Check Date	Vendor ID	Vendor Name	Account	PO Number	Check Amount	Liquidated
				A 1620.4742-90-000	273493	0.00	
					Check Total:	715.51	
251354	11/20/2023	9774	NATIONAL GRID	A 1620.4742-90-000	273493	6,933.49	6,933.49
				A 1620.4742-90-000	273493	0.00	
					Check Total:	6,933.49	
251355	11/20/2023	9774	NATIONAL GRID	A 1620.4742-90-000	273493	3,243.09	3,243.09
				A 1620.4742-90-000	273493	0.00	
					Check Total:	3,243.09	
251356	11/20/2023	9774	NATIONAL GRID	A 1620.4742-90-000	273493	630.13	630.13
				A 1620.4742-90-000	273493	0.00	
					Check Total:	630.13	
251357	11/20/2023	9774	NATIONAL GRID	A 1620.4742-90-000	273493	342.68	342.68
				A 1620.4742-90-000	273493	0.00	
					Check Total:	342.68	
251358	11/20/2023	9774	NATIONAL GRID	A 1620.4742-90-000	273493	1,495.16	1,495.16
				A 1620.4742-90-000	273493	0.00	
					Check Total:	1,495.16	
251359	11/20/2023	17620	NPORT	A 2250.4490-90-000	276057	15,667.20	15,667.20
				A 2250.4490-90-000	276057	17,258.40	17,258.40
					Check Total:	32,925.60	
251360	11/20/2023	15358	NY ASSOC. FOR PUPIL TRANSPORTATION SUFFOLK CHAPTER	A 5510.4150-90-000	276129	275.00	275.00
					Check Total:	275.00	
251361	11/20/2023	1811	NYS DEPT/ENVIRON. CONSERVATION	A 1621.4790-90-000	273414	330.00	330.00

PATCHOGUE-MEDFORD UFSD

Check Warrant Report For A - 53: Cash Disbursement- 11/20/23 For Dates 11/15/2023 - 11/30/2023



Check #	Check Date	Vendor ID	Vendor Name	Account	PO Number	Check Amount	Liquidated
251362 ✓	11/20/2023	1855	OCEAN JANITORIAL SUPPLY INC. ✓		Check Total:	330.00	
				A 1620.4601-90-000	273413 ✓	239.49 ✓	239.49
251363 ✓	11/20/2023	17521	ODP BUSINESS SOLUTIONS, LLC ✓		Check Total:	239.49	
				A 2110.4500-01-000	275409 ✓	502.20 ✓	502.20
				A 2110.4500-01-000	275624 ✓	167.40 ✓	167.40
251364 ✓	11/20/2023	13687	ONE ON ONE MEDICAL CARE P.C. ✓		Check Total:	669.60	
				A 2815.4498-90-000	273322 ✓	3,825.00 ✓	3,825.00
251365 ✓	11/20/2023	17049	OUT EAST THERAPY OF NY FOR OT, PT, SLP, RN ✓		Check Total:	3,825.00	
				A 2250.4490-90-000	276052 ✓	3,029.40 ✓	3,029.40
251366 ✓	11/20/2023	2228	PATCHOGUE MEDFORD UNION FREE SCHOOL DISTRICT ✓		Check Total:	3,029.40	
				A 2250.4510-90-000	276049 ✓	17.25 ✓	17.25
251367 ✓	11/20/2023	1913	PATCHOGUE-MEDFORD LIBRARY ✓		Check Total:	17.25	
				A 630		772,147.50 ✓	
251368 ✓	11/20/2023	13814	PSEGLI ✓		Check Total:	772,147.50	
				A 1620.4770-90-000	273330 ✓	19.74 ✓	19.74
				A 1620.4770-90-000	273330	0.00	
251369 ✓	11/20/2023	13814	PSEGLI ✓		Check Total:	19.74	
				A 1620.4770-90-000	273330 ✓	5,406.58 ✓	5,406.58
				A 1620.4770-90-000	273330	0.00	
251370 ✓	11/20/2023	13814	PSEGLI ✓		Check Total:	5,406.58	
				A 1620.4770-90-000	273330 ✓	61.12 ✓	61.12
				A 1620.4770-90-000	273330	0.00	
					Check Total:	61.12	

PATCHOGUE-MEDFORD UFSD

Check Warrant Report For A - 53: Cash Disbursement- 11/20/23 For Dates 11/15/2023 - 11/30/2023



Check #	Check Date	Vendor ID	Vendor Name	Account	PO Number	Check Amount	Liquidated
251371 ✓	11/20/2023	13814	PSEGLI ✓	A 1620.4770-90-000	273330 ✓	5,196.32	5,196.32
				A 1620.4770-90-000	273330	0.00	
					Check Total:	5,196.32 ✓	
251372 ✓	11/20/2023	13814	PSEGLI ✓	A 1620.4770-90-000	273330 ✓	130.12	130.12
				A 1620.4770-90-000	273330	0.00	
					Check Total:	130.12 ✓	
251373 ✓	11/20/2023	13814	PSEGLI ✓	A 1620.4770-90-000	273330 ✓	97.07	97.07
				A 1620.4770-90-000	273330	0.00	
					Check Total:	97.07 ✓	
251374 ✓	11/20/2023	16970	SAVVAS LEARNING COMPANY LLC ✓	A 2120.4500-02-000	275687 ✓	110.73 ✓	110.73
				A 2120.4500-03-000	275687 ✓	29.62 ✓	29.62
				A 2120.4500-04-000	275687 ✓	29.63 ✓	29.63
				A 2120.4500-05-000	275687 ✓	86.81 ✓	86.81
				A 2120.4500-02-000	275687 ✓	86.81 ✓	86.81
				A 2120.4500-02-000	275687 ✓	86.81 ✓	86.81
				A 2120.4500-02-000	275687 ✓	86.81 ✓	86.81
				A 2120.4500-02-000	275687 ✓	86.81 ✓	86.81
				A 2120.4500-02-000	275687 ✓	94.09 ✓	94.09
				A 2120.4500-02-000	275687 ✓	57.19 ✓	57.19
				A 2120.4500-03-000	275687 ✓	86.81 ✓	86.81
				A 2120.4500-03-000	275687 ✓	106.57 ✓	106.57
				A 2120.4500-03-000	275687 ✓	110.73 ✓	110.73
				A 2120.4500-03-000	275687 ✓	124.25 ✓	124.25
				A 2120.4500-03-000	275687 ✓	94.09 ✓	94.09
				A 2120.4500-03-000	275687 ✓	57.18 ✓	57.18
				A 2120.4500-04-000	275687 ✓	106.57 ✓	106.57
				A 2120.4500-04-000	275687 ✓	124.25 ✓	124.25
				A 2120.4500-04-000	275687 ✓	94.06 ✓	94.06
				A 2120.4500-04-000	275687 ✓	106.57 ✓	106.57

PATCHOGUE-MEDFORD UFSD



Check Warrant Report For A - 53: Cash Disbursement- 11/20/23 For Dates 11/15/2023 - 11/30/2023

Check #	Check Date	Vendor ID	Vendor Name	Account	PO Number	Check Amount	Liquidated
				A 2120.4500-04-000	275687 ✓	110.73 ✓	110.73
				A 2120.4500-04-000	275687 ✓	37.44 ✓	37.44
				A 2120.4500-05-000	275687 ✓	94.09 ✓	94.09
				A 2120.4500-05-000	275687 ✓	86.81 ✓	86.81
				A 2120.4500-05-000	275687 ✓	106.57 ✓	106.57
				A 2120.4500-05-000	275687 ✓	110.73 ✓	110.73
				A 2120.4500-05-000	275687 ✓	124.25 ✓	124.25
				Check Total:		2,437.01	
251375 ✓	11/20/2023	16970	SAVVAS LEARNING COMPANY LLC ✓				
				A 2120.4500-05-000	276006 ✓	1,085.76 ✓	1,085.76
				Check Total:		1,085.76	
251376 ✓	11/20/2023	15927	SCHILLING, CHRISTOPHER ✓				
				A 1620.4520-90-000		100.00 ✓	
				Check Total:		100.00	
251377 ✓	11/20/2023	8962	SCHOLASTIC INC. ✓				
				A 2120.4500-26-000	275503 ✓	49.98 ✓	49.98
				A 2120.4500-28-000	275505 ✓	-449.50 ✓	0.00
				A 2120.4500-37-000	275506 ✓	17.01 ✓	17.01
				A 2120.4500-27-000	275504 ✓	99.96 ✓	99.96
				A 2120.4500-28-000	275505	0.00	
				A 2120.4500-28-000	275505	0.00	
				A 2120.4500-28-000	275505 ✓	549.46 ✓	99.96
				Check Total:		266.91	
251378 ✓	11/20/2023	13071	SCHOLASTIC INC. EDUCATION ✓				
				A 2112.4500-37-000	276009 ✓	32.48 ✓	38.80
				Check Total:		32.48	
251379 ✓	11/20/2023	17192	SCHOOL SPECIALTY, LLC. ✓				
				A 2110.4500-06-000	276027 ✓	205.70 ✓	234.15
				A 2110.4500-04-000	275538 ✓	140.21 ✓	140.21
				A 2111.4500-37-000	275800 ✓	102.02 ✓	102.02
				A 2111.4500-37-000	275487 ✓	402.09 ✓	402.09
				A 2111.4500-37-000	275487 ✓	27.60 ✓	27.60
				Check Total:		877.62	

PATCHOGUE-MEDFORD UFSD

Check Warrant Report For A - 53: Cash Disbursement- 11/20/23 For Dates 11/15/2023 - 11/30/2023



Check #	Check Date	Vendor ID	Vendor Name	Account	PO Number	Check Amount	Liquidated
251380	11/20/2023	2244	SCHWING ELECTRICAL SUPPLY CORP	A 1621.4514-90-000	273404	212.93	212.93
					Check Total:	212.93	
251381	11/20/2023	2289	SHERWIN WILLIAMS	A 1621.4790-90-000	273403	24.40	24.40
					Check Total:	24.40	
251382	11/20/2023	15276	SLACKWEAR	A 2110.4500-26-000	275904	390.00	390.00
					Check Total:	390.00	
251383	11/20/2023	13105	STERICYCLE, INC.	A 2815.4500-04-000	275770	65.35	65.35
				A 2815.4500-27-000	275775	91.48	91.48
				A 2815.4500-06-000	275776	65.35	65.35
					Check Total:	222.18	
251384	11/20/2023	10436	STEVENS FORD	A 1621.4530-90-000	273400	76.62	76.62
					Check Total:	76.62	
251385	11/20/2023	2438	SUFF. CO. DEPT HEALTH SVCS	A 1621.4790-90-000	273398	214.50	214.50
				A 1621.4790-90-000	273398	0.00	
				A 1621.4790-90-000	273398	0.00	
					Check Total:	214.50	
251386	11/20/2023	17556	SYMBRANT TECHNOLOGIES, INC.	A 1680.4790-90-000	275805	908.20	908.20
					Check Total:	908.20	
251387	11/20/2023	2523	TERRY BROTHERS INC	A 1621.4530-90-000	273396	460.00	460.00
					Check Total:	460.00	
251388	11/20/2023	15479	TURTLE & HUGHES INC.	A 1621.4514-90-000	273393	120.00	120.00
				A 1621.4514-90-000	273393	67.36	67.36
				A 1621.4514-90-000	273393	144.11	144.11

PATCHOGUE-MEDFORD UFSD

Check Warrant Report For A - 53: Cash Disbursement- 11/20/23 For Dates 11/15/2023 - 11/30/2023



Check #	Check Date	Vendor ID	Vendor Name	Account	PO Number	Check Amount	Liquidated
251389 ✓	11/20/2023	12043	UNITED SUPPLY CORP. ✓		Check Total:	331.47	
				A 2121.4500-37-000	273878 ✓	198.28 ✓	198.28
					Check Total:	198.28	
251390 ✓	11/20/2023	18012	USCUTTER, INC. ✓				
				A 2114.4500-90-000	275992 ✓	437.73 ✓	437.73
				A 2115.2000-37-000	275992 ✓	1,741.15 ✓	1,741.15
				A 2280.4500-90-000	275992 ✓	1,451.97 ✓	1,451.97
					Check Total:	3,630.85	
251391 ✓	11/20/2023	17775	VARNAI, TAMAR ✓				
				A 2250.4750-90-000	275918 ✓	55.00 ✓	55.00
					Check Total:	55.00	
251392 ✓	11/20/2023	12446	W.B. MASON COMPANY ✓				
				A 1680.4500-90-000	274385 ✓	3.95 ✓	3.95
					Check Total:	3.95	
251393 ✓	11/20/2023	11943	WEST MUSIC ✓				
				A 2118.4500-28-000	275686 ✓	30.90 ✓	30.90
					Check Total:	30.90	
251394 ✓	11/20/2023	7887	WILSON LANGUAGE TRAINING ✓				
				A 2120.4500-03-000	275859 ✓	583.20 ✓	583.20
				A 2120.4500-03-000	276012 ✓	1,641.60 ✓	1,641.60
				A 2120.4500-07-000	276013 ✓	864.00 ✓	864.00
					Check Total:	3,088.80	

PATCHOGUE-MEDFORD UFSD

Check Warrant Report For A - 53: Cash Disbursement- 11/20/23 For Dates 11/15/2023 - 11/30/2023



Check #	Check Date	Vendor ID	Vendor Name	Account	PO Number	Check Amount	Liquidated
Number of Transactions: 98					Warrant Total:	1,060,647.24	
					Vendor Portion:	1,060,647.24	

Certification of Warrant

To The District Treasurer: I hereby certify that I have verified the above claims, 98 in number, in the total amount of \$1,060,647.24. You are hereby authorized and directed to pay to the claimants certified above the amount of each claim allowed and charge each to the proper fund.

11-27-23 Adriane Brower Claims Auditor
 Date Signature Title
Nancy Hoopes alternate Claims Auditor

PATCHOGUE-MEDFORD UFSD

Check Warrant Report For C - 19: Cash Disbursement- 11/20/23 For Dates 11/15/2023 - 11/30/2023



Check #	Check Date	Vendor ID	Vendor Name	Account	PO Number	Check Amount	Liquidated
251395	11/20/2023	15725	ACE ENDICO, INC.	C 2860.5820-95-000	274300	1,108.08	1,108.08
				C 2860.5820-95-000	274300	22,085.23	22,085.23
				C 2860.5820-95-000	274300	1,484.55	1,484.55
				C 2860.5820-95-000	274300	2,619.72	2,619.72
				C 2860.5820-95-000	274300	4,954.15	4,954.15
				C 2860.5820-95-000	274300	3,466.02	3,466.02
				C 2860.5820-95-000	274300	2,234.40	2,234.40
				C 2860.5820-95-000	274300	5,751.89	5,751.89
				C 2860.5820-95-000	274300	4,237.68	4,237.68
				Check Total:		47,941.72	
251396	11/20/2023	17740	AMAZON CAPITAL SERVICES, INC.	C 2860.5010-95-000	275998	45.65	45.65
				Check Total:		45.65	
251397	11/20/2023	13377	AMERICAN CLASSIC SPECIALTIES	C 2860.5820-95-000	274296	176.20	176.20
				C 2860.5820-95-000	274296	70.95	70.95
				C 2860.5820-95-000	274296	234.65	234.65
				C 2860.5820-95-000	274296	147.40	147.40
				C 2860.5820-95-000	274296	135.00	135.00
				C 2860.5820-95-000	274296	87.30	87.30
				Check Total:		851.50	
251398	11/20/2023	152	APPCO PAPER & PLASTICS CORP.	C 2860.5800-95-000	274297	588.16	588.16
				Check Total:		588.16	
251399	11/20/2023	7830	BAR BOY PRODUCTS	C 2860.4500-95-000	275203	550.85	550.85
				C 2860.4500-95-000	275203	108.50	108.50
				Check Total:		659.35	
251400	11/20/2023	10096	BIG GEYSER, INC.	C 2860.5820-95-000	274299	330.60	330.60
				Check Total:		330.60	
251401	11/20/2023	13617	CREAM-O-LAND DAIRIES, LLC				



PATCHOGUE-MEDFORD UFSD

Check Warrant Report For C - 19: Cash Disbursement- 11/20/23 For Dates 11/15/2023 - 11/30/2023



Check #	Check Date	Vendor ID	Vendor Name	Account	PO Number	Check Amount	Liquidated
				C 2860.5820-95-000	274276 ✓	153.01 ✓	153.01
				C 2860.5820-95-000	274276 ✓	329.38 ✓	329.38
				C 2860.5820-95-000	274276 ✓	226.33 ✓	226.33
				C 2860.5820-95-000	274276 ✓	677.26 ✓	677.26
				C 2860.5820-95-000	274276 ✓	232.76 ✓	232.76
				C 2860.5820-95-000	274276 ✓	210.02 ✓	210.02
				C 2860.5820-95-000	274276 ✓	222.41 ✓	222.41
				C 2860.5820-95-000	274276 ✓	322.37 ✓	322.37
				C 2860.5820-95-000	274276 ✓	310.05 ✓	310.05
				C 2860.5820-95-000	274276 ✓	271.43 ✓	271.43
				C 2860.5820-95-000	274276 ✓	118.38 ✓	118.38
				Check Total:		3,073.40	
251402 ✓	11/20/2023	18034	GETCHELL, SUSAN ✓				
				C 1440		5.15 ✓	
				Check Total:		5.15	
251403 ✓	11/20/2023	12933	J&F SUPPLY INC OF LONG ISLAND ✓				
				C 2860.5800-95-000	275703 ✓	1,197.50 ✓	1,197.50
				Check Total:		1,197.50	
251404 ✓	11/20/2023	7076	WENKE, CHRISTINE ✓				
				C 1440		52.30 ✓	
				Check Total:		52.30	
Number of Transactions: 10				Warrant Total:		54,745.33	
				Vendor Portion:		54,745.33	

Certification of Warrant

To The District Treasurer: I hereby certify that I have verified the above claims, 10 in number, in the total amount of \$ 54,745.33. You are hereby authorized and directed to pay to the claimants certified above the amount of each claim allowed and charge each to the proper fund.

11-22-23 Adrian Bromer Claims Auditor
 Date Signature Title

PATCHOGUE-MEDFORD UFSD

Check Warrant Report For F - 17: Cash Disbursement- 11/20/23 For Dates 11/15/2023 - 11/30/2023



Check #	Check Date	Vendor ID	Vendor Name	Account	PO Number	Check Amount	Liquidated	
251405	11/20/2023	17740	AMAZON CAPITAL SERVICES, INC.	F 2110.4500-90-LW19	276074	21.83	21.83	
						Check Total:	21.83	
251406	11/20/2023	8734	HEINEMANN PUBLISHING	F 2110.4500-AR-STSE	275041	649.21	649.21	
						Check Total:	649.21	
251407	11/20/2023	8395	NEW INTER-DISCIPLINARY SCHOOL	F 2511.4000-90-U24	275048	17,080.00	17,080.00	
						Check Total:	17,080.00	
251408	11/20/2023	17556	SYMBRANT TECHNOLOGIES, INC.	F 2110.4000-90-ARP	273134	35,602.00	35,602.00	
						F 2110.4000-90-ARP	273139	78,867.00
						F 2110.4000-90-ARP	273137	32,059.50
						Check Total:	146,528.50	
Number of Transactions: 4						Warrant Total:	164,279.54	
						Vendor Portion:	164,279.54	

Number of Transactions: 4

Certification of Warrant

To The District Treasurer: I hereby certify that I have verified the above claims, 4 in number, in the total amount of \$ 164,279.54. You are hereby authorized and directed to pay to the claimants certified above the amount of each claim allowed and charge each to the proper fund.

11-22-23 Adriane Brower Claims Auditor
 Date Signature Title

PATCHOGUE-MEDFORD UFSD

Check Warrant Report For A - 54: Cash Disbursement- 11/28/23 For Dates 11/21/2023 - 11/30/2023



Check #	Check Date	Vendor ID	Vendor Name	Account	PO Number	Check Amount	Liquidated
251415 ✓	11/28/2023	13756	A PLUS ALL SUBJECTS TUTORING ✓	A 2110.4301-90-000	274941 ✓	1,632.00 ✓	1,632.00
Check Total:						1,632.00	
251416 ✓	11/28/2023	38	AD-APPAREL ✓	A 1620.4520-90-000	276021 ✓	785.00 ✓	785.00
Check Total:						785.00	
251417 ✓	11/28/2023	10437	ADVANTAGE MUSIC LTD ✓	A 2118.4330-90-000	275879 ✓	825.00 ✓	825.00
Check Total:						825.00	
251418 ✓	11/28/2023	14700	AHOLD FINANCIAL SERVICES ✓	A 1240.4500-90-000	276128 ✓	190.88 ✓	200.00
Check Total:						190.88 ✓	
251419 ✓	11/28/2023	87	ALL AMERICAN AWARDS INC. ✓	A 2020.4500-28-000	275819 ✓	850.69 ✓	850.69
Check Total:						850.69	
251420 ✓	11/28/2023	17740	AMAZON CAPITAL SERVICES, INC. ✓	A 2110.4500-37-TCH	274234 ✓	96.89 ✓	96.89
						3.48 ✓	3.48
						35.59 ✓	35.59
Check Total:						135.96	
251421 ✓	11/28/2023	17740	AMAZON CAPITAL SERVICES, INC. ✓	A 2020.4500-28-000	276105 ✓	84.90 ✓	84.90
						59.99 ✓	59.99
						57.78 ✓	57.78
						27.98 ✓	27.98
						39.54 ✓	39.54
						17.24 ✓	17.24
						35.99 ✓	35.99
						155.96 ✓	155.96
						284.97 ✓	299.50
						39.96 ✓	39.96
						47.94 ✓	47.94
						441.72 ✓	441.72



PATCHOGUE-MEDFORD UFSD



Check Warrant Report For A - 54: Cash Disbursement- 11/28/23 For Dates 11/21/2023 - 11/30/2023

Check #	Check Date	Vendor ID	Vendor Name	Account	PO Number	Check Amount	Liquidated
				A 2630.2022-90-000	276100 ✓	38.97 ✓	38.97
				A 2117.4500-06-000	276140 ✓	54.95 ✓	54.95
				A 2117.4510-26-000	276030 ✓	556.32 ✓	556.32
				A 2020.4500-28-000	276099 ✓	48.99 ✓	48.99
				A 2020.4500-01-000	276161 ✓	-13.99 ✓	0.00
				Check Total:		1,979.21	
251422 ✓	11/28/2023	11909	AMERICAN PAD-EX OF NY, INC. ✓	A 1620.4790-90-000	274129 ✓	54.30 ✓	54.30
				A 1620.4790-90-000	274128 ✓	33.60 ✓	33.60
				A 1620.4790-90-000	274129 ✓	129.62 ✓	129.62
				A 1620.4790-90-000	274128 ✓	39.90 ✓	39.90
				A 1620.4790-90-000	274129 ✓	186.98 ✓	186.98
				A 1620.4790-90-000	274128 ✓	52.90 ✓	52.90
				A 1620.4790-90-000	274129 ✓	153.54 ✓	153.54
				A 1620.4790-90-000	274128 ✓	43.72 ✓	43.72
				A 1620.4790-90-000	274129 ✓	102.26 ✓	102.26
				A 1620.4790-90-000	274128 ✓	47.80 ✓	47.80
				A 1620.4790-90-000	274129 ✓	322.22 ✓	322.22
				Check Total:		1,166.84	
251423 ✓	11/28/2023	15765	AUTOZONE STORES LLC ✓	A 1621.4530-90-000	273461 ✓	12.48 ✓	15.73
				A 1621.4530-90-000	274921 ✓	75.98 ✓	75.98
				A 1621.4530-90-000	274921 ✓	135.91 ✓	135.91
				A 1621.4530-90-000	274921 ✓	116.59 ✓	116.59
				A 1621.4530-90-000	274921 ✓	93.97 ✓	93.97
				A 1621.4530-90-000	274921 ✓	216.27 ✓	216.27
				A 1621.4530-90-000	274921 ✓	260.61 ✓	153.62
				A 1621.4530-90-000	274921 ✓	55.29 ✓	55.29
				A 1621.4530-90-000	274921 ✓	-106.99 ✓	0.00
				Check Total:		860.11	
251424 ✓	11/28/2023	11119	B & H PHOTO VIDEO PRO AUDIO ✓	A 2110.4500-01-000	276158 ✓	431.74 ✓	431.74
				Check Total:		431.74	

PATCHOGUE-MEDFORD UFSD



Check Warrant Report For A - 54: Cash Disbursement- 11/28/23 For Dates 11/21/2023 - 11/30/2023

Check #	Check Date	Vendor ID	Vendor Name	Account	PO Number	Check Amount	Liquidated
251425	11/28/2023	14341	BACON, CHARLES	A 1622.4500-90-000	275808	296.85	296.85
				A 1622.4500-90-000	275808	0.00	
					Check Total:	296.85	
251426	11/28/2023	216	BALDWIN AUTOMOTIVE	A 5510.4690-90-000	274220	1,607.25	1,607.25
				A 5510.4690-90-000	274220	-100.00	0.00
					Check Total:	1,507.25	
251427	11/28/2023	229	BARNES & NOBLE BOOKSELLERS	A 2128.4500-90-000	275993	11.99	11.99
					Check Total:	11.99	
251428	11/28/2023	14016	BLICK ART MATERIALS, LLC	A 2111.4500-05-000	273684	21.42	21.42
					Check Total:	21.42	
251429	11/28/2023	12206	BRAIN POP LLC	A 2630.4640-90-000	276191	5,438.55	5,438.55
					Check Total:	5,438.55	
251430	11/28/2023	14750	BREAKOUT EDU	A 2630.4650-90-000	276114	2,939.00	2,939.00
					Check Total:	2,939.00	
251431	11/28/2023	15535	BSN SPORTS LLC	A 2855.4500-37-000	276088	197.98	197.98
				A 2855.4500-37-000	275784	2,340.00	2,340.00
				A 2855.2000-37-000	274608	12,800.00	12,800.00
				A 2855.4500-37-000	275777	4,356.00	4,356.00
				A 2855.4500-37-000	275906	1,204.73	1,204.73
					Check Total:	20,898.71	
251432	11/28/2023	18013	BULKAPPAREL.COM	A 2114.4500-90-000	276020	669.60	669.60
					Check Total:	669.60	
251433	11/28/2023	13607	CANON SOLUTIONS AMERICA, INC.	A 1670.4793-90-000	274596	90.00	90.00
					Check Total:	90.00	

PATCHOGUE-MEDFORD UFSD



Check Warrant Report For A - 54: Cash Disbursement- 11/28/23 For Dates 11/21/2023 - 11/30/2023

Check #	Check Date	Vendor ID	Vendor Name	Account	PO Number	Check Amount	Liquidated
251434 ✓	11/28/2023	422	CAROLINA BIOLOGICAL SUPPLY CO. ✓	A 2121.4500-01-000	276119 ✓	10.00 ✓	10.00
						Check Total:	10.00
251435 ✓	11/28/2023	10094	CDW GOVERNMENT, INC. ✓	A 1680.4500-90-000	275973 ✓	424.19 ✓	424.19
				A 2630.2022-90-000	275286 ✓	942.98 ✓	942.98
						Check Total:	1,367.17
251436 ✓	11/28/2023	15878	CELL MECHANIC INC. ✓	A 2630.4450-90-000	276147 ✓	1,259.85 ✓	1,259.85
				A 2630.4450-90-000	276149 ✓	1,414.87 ✓	1,414.87
				A 2630.4450-90-000	276148 ✓	374.97 ✓	374.97
				A 2630.4450-90-000	276150 ✓	1,579.87 ✓	1,579.87
				A 2630.4450-90-000	276154 ✓	189.98 ✓	189.98
				A 2630.4450-90-000	276153 ✓	1,224.95 ✓	1,224.95
				A 2630.4450-90-000	276116 ✓	2,004.81 ✓	2,004.81
						Check Total:	8,049.30
251437 ✓	11/28/2023	13882	CERINI & ASSOCIATES, LLC ✓	A 1320.4420-90-000	273305 ✓	930.00 ✓	930.00
						Check Total:	930.00
251438 ✓	11/28/2023	10399	CHRISTIAN NURSING REGISTRY, INC	A 2250.4490-90-000	276130	994.50	994.50
				A 2250.4490-90-000	276130	1,657.50	1,657.50
				A 2250.4490-90-000	276130	1,825.80	1,825.80
				A 2250.4490-90-000	276130	1,224.00	1,224.00
						Check Total:	5,701.80
251439 ✓	11/28/2023	18036	CRESPO, ANA ✓	A 1488		47.18 ✓	
						Check Total:	47.18
251440 ✓	11/28/2023	624	CSEA EMPLOYEES BENEFIT FUND ✓	A 9065.8000-90-000	274476 ✓	25,559.59 ✓	25,559.59
						Check Total:	25,559.59
251441 ✓	11/28/2023	12868	CSSI ✓	A 2805.4500-90-000	275968 ✓	31.75 ✓	31.75

PATCHOGUE-MEDFORD UFSD



Check Warrant Report For A - 54: Cash Disbursement- 11/28/23 For Dates 11/21/2023 - 11/30/2023

Check #	Check Date	Vendor ID	Vendor Name	Account	PO Number	Check Amount	Liquidated
				A 2250.4510-90-000	275968 ✓	26.20 ✓	26.20
					Check Total:	57.95	
251442 ✓	11/28/2023	17015	DELTAMATH SOLUTIONS INC. ✓	A 2630.4640-90-000	276045 ✓	2,880.00 ✓	2,880.00
					Check Total:	2,880.00	
251443 ✓	11/28/2023	12716	EDEN II PROGRAMS ✓	A 2250.4730-90-000	276136 ✓	3,330.90 ✓	3,330.90
				A 2250.4730-90-000	276136 ✓	5,856.30 ✓	5,856.30
					Check Total:	9,187.20	
251444 ✓	11/28/2023	15294	eMath Instruction Inc. ✓	A 2117.4810-27-000	276016 ✓	270.00 ✓	270.00
					Check Total:	270.00	
251445 ✓	11/28/2023	843	EMERALD ISLAND SUPPLY CO. ✓	A 1620.4512-90-000	274351 ✓	40.18 ✓	40.18
					Check Total:	40.18	
251446 ✓	11/28/2023	15693	FERGUSON ENTERPRISES # 501 ✓	A 1621.4514-90-000	273426 ✓	157.50 ✓	157.50
					Check Total:	157.50	
251447 ✓	11/28/2023	9878	G&M DEGE, INC. ✓	A 1621.4660-90-000	274089 ✓	456.83 ✓	456.83
					Check Total:	456.83	
251448 ✓	11/28/2023	17678	GIMKIT, INC. ✓	A 2630.4640-90-000	275542 ✓	1,000.00 ✓	1,000.00
				A 2630.4640-90-000	275543 ✓	1,000.00 ✓	1,000.00
				A 2630.4640-90-000	275537 ✓	1,000.00 ✓	1,000.00
					Check Total:	3,000.00	
251449 ✓	11/28/2023	7675	GINO'S PIZZERIA ✓	A 1240.4500-90-000	276127 ✓	61.95 ✓	75.00
				A 1240.4500-90-000	276127	0.00	0.00
					Check Total:	61.95	
251450 ✓	11/28/2023	1058	GRAINGER, INC. W. W. ✓	A 2250.4501-90-000	275911 ✓	404.02 ✓	404.02
				A 2250.4501-90-000	276064 ✓	404.02 ✓	404.02

PATCHOGUE-MEDFORD UFSD



Check Warrant Report For A - 54: Cash Disbursement- 11/28/23 For Dates 11/21/2023 - 11/30/2023

Check #	Check Date	Vendor ID	Vendor Name	Account	PO Number	Check Amount	Liquidated
				A 1621.4514-90-000	273425 ✓	502.56 ✓	502.56
				A 1621.4514-90-000	273425 ✓	137.76 ✓	137.76
				A 1621.4514-90-000	273425 ✓	52.33 ✓	52.33
				A 1621.4514-90-000	273425 ✓	25.99 ✓	25.99
				A 1621.4514-90-000	273425 ✓	360.30 ✓	360.30
				A 1621.4514-90-000	273425 ✓	210.85 ✓	210.85
				A 1621.4514-90-000	273425 ✓	49.88 ✓	49.88
				A 1621.4514-90-000	273425 ✓	11.15 ✓	11.15
				A 1621.4514-90-000	273425 ✓	932.50 ✓	932.50
				A 1621.4514-90-000	273425 ✓	109.43 ✓	109.43
				A 1621.4514-90-000	273425 ✓	45.88 ✓	45.88
				Check Total:		3,246.67	
251451 ✓	11/28/2023	15906	GRECO, MICHAEL III ✓				
				A 1620.4520-90-000		100.00 ✓	
				Check Total:		100.00	
251452 ✓	11/28/2023	1087	GTS BUILDERS SUPPLY, INC. ✓				
				A 1621.4514-90-000	273424 ✓	67.50 ✓	67.50
				A 1621.4514-90-000	273424 ✓	81.98 ✓	0.00
				A 1621.4514-90-000	273424 ✓	-81.98 ✓	0.00
				Check Total:		67.50	
251453 ✓	11/28/2023	13947	HANLEY, MATTHEW ✓				
				A 2110.4500-01-000	273309 ✓	97.99 ✓	97.99
				Check Total:		97.99	
251454 ✓	11/28/2023	6671	HASKO UTILITIES CO., INC. ✓				
				A 1621.2000-90-000	276155 ✓	3,343.50 ✓	3,343.50
				A 1621.4514-90-000	273423 ✓	149.90 ✓	149.90
				Check Total:		3,493.40	
251455 ✓	11/28/2023	15809	HEALTH SOURCE GROUP ✓				
				A 2250.4490-90-000	276131 ✓	612.00 ✓	612.00
				Check Total:		612.00	
251456 ✓	11/28/2023	13616	HOCKNEY, LINDA ✓				
				A 2805.4140-90-000	276172 ✓	32.29 ✓	32.29
				A 2805.4140-90-000	276172	0.00	

PATCHOGUE-MEDFORD UFSD



Check Warrant Report For A - 54: Cash Disbursement- 11/28/23 For Dates 11/21/2023 - 11/30/2023

Check #	Check Date	Vendor ID	Vendor Name	Account	PO Number	Check Amount	Liquidated
				Check Total:		32.29	
251457	11/28/2023	12890	HOME DEPOT CREDIT SERVICES	A 2020.4500-07-000	275143	91.54	91.54
				A 1621.4514-90-000	273422	88.48	88.48
				Check Total:		180.02	
251458	11/28/2023	17104	INNOVATIVE TUTORING, INC.	A 2110.4301-90-000	274944	1,680.00	1,680.00
				Check Total:		1,680.00	
251459	11/28/2023	1935	J.W. PEPPER & SON, INC.	A 2118.4820-90-000	275457	83.68	83.68
				Check Total:		83.68	
251460	11/28/2023	13965	JOSEPH BRUNO PLUMBING INC.	A 1621.4680-90-000	273416	196.00	196.00
				Check Total:		196.00	
251461	11/28/2023	14287	KELLY PIANO TUNING	A 2118.4691-90-000	274411	100.00	100.00
				Check Total:		100.00	
251462	11/28/2023	13726	KLH FIRE SFTY CONSULTANTS LLC	A 1620.4790-90-000	273244	3,200.00	3,200.00
				Check Total:		3,200.00	
251463	11/28/2023	1378	L.I. HARDWARE	A 1621.4514-90-000	273418	33.59	33.59
				A 1621.4514-90-000	273418	59.60	59.60
				A 1621.4514-90-000	273418	61.23	61.23
				A 1621.4514-90-000	273418	63.85	63.85
				A 1621.4514-90-000	273418	121.87	121.87
				Check Total:		340.14	
251464	11/28/2023	1394	LAKESHORE LEARNING MATERIALS	A 2250.4500-01-000	275864	3,055.31	3,055.31
				Check Total:		3,055.31	
251465	11/28/2023	13092	LANGUAGE LINE SERVICES	A 2250.4490-90-000	275112	504.75	504.75
				Check Total:		504.75	

PATCHOGUE-MEDFORD UFSD



Check Warrant Report For A - 54: Cash Disbursement- 11/28/23 For Dates 11/21/2023 - 11/30/2023

Check #	Check Date	Vendor ID	Vendor Name	Account	PO Number	Check Amount	Liquidated
251466 ✓	11/28/2023	10931	LOSER'S MUSIC INC. ✓	A 2118.4820-90-000	275302 ✓	22.50 ✓	22.50
						Check Total:	22.50
251467 ✓	11/28/2023	10363	LOWE'S CREDIT SERVICES ✓	A 2280.4500-90-000	275932 ✓	4,507.50	4,528.70
						Check Total:	4,507.50 ✓
251468 ✓	11/28/2023	17572	MATAMOROS, ERIC ✓	A 2810.4150-90-000	276121 ✓	55.00 ✓	55.00
						Check Total:	55.00
251469 ✓	11/28/2023	13214	MEGAMATION LLC. ✓	A 1621.4790-90-000	273255 ✓	295.00 ✓	295.00
						Check Total:	295.00
251470 ✓	11/28/2023	15398	MICHELLE TOR INC. ✓	A 2250.4490-90-000	274180 ✓	3,216.77 ✓	3,216.77
						Check Total:	3,216.77
251471 ✓	11/28/2023	1666	MONTAUK BUS SERVICE INC. ✓	A 5540.4050-90-000	274100 ✓	879.84 ✓	879.84
				A 5540.4030-90-000	275786 ✓	534.86 ✓	534.86
						Check Total:	1,414.70
251472 ✓	11/28/2023	14272	NASSAU SUFFOLK SERVICES FOR ✓	A 2250.4730-90-000	276132 ✓	7,707.40 ✓	7,707.40
						Check Total:	7,707.40
251473 ✓	11/28/2023	17959	NORTH AMERICAN RESCUE HOLDINGS, LLC ✓	A 1622.4500-90-000	275839 ✓	10,917.00 ✓	10,917.00
						Check Total:	10,917.00
251474 ✓	11/28/2023	9429	NYS DEPT. OF CIVIL SERVICE ✓	A 9060.8000-90-000	273432 ✓	2,390,823.89	2,390,823.89
						Check Total:	2,390,823.89 ✓
251475 ✓	11/28/2023	1812	NYS EDUCATION DEPT., DORMITORY ✓	A 2250.4730-90-000	276058 ✓	275.80 ✓	275.80
						Check Total:	275.80
251476 ✓	11/28/2023	1830	NYSARC, INC. ✓	A 2250.4730-90-000	276048 ✓	10,655.00 ✓	10,655.00

PATCHOGUE-MEDFORD UFSD



Check Warrant Report For A - 54: Cash Disbursement- 11/28/23 For Dates 11/21/2023 - 11/30/2023

Check #	Check Date	Vendor ID	Vendor Name	Account	PO Number	Check Amount	Liquidated
				Check Total:		10,655.00	
251477 ✓	11/28/2023	12852	NYSID FOR THE DISABLED INC. ✓	A 1621.4680-90-000	274091 ✓	25,683.13 ✓	25,683.13
				Check Total:		25,683.13	
251478 ✓	11/28/2023	1855	OCEAN JANITORIAL SUPPLY INC. ✓	A 1620.4601-90-000	273413 ✓	44.39 ✓	44.39
				A 1620.4512-90-000	275227 ✓	172.08 ✓	172.08
				A 1620.4512-90-000	275227 ✓	1,493.52 ✓	1,493.52
				Check Total:		1,709.99	
251479 ✓	11/28/2023	10009	OPTIMUM ✓	A 1680.4790-90-000	273447 ✓	16.80 ✓	16.80
				Check Total:		16.80	
251480 ✓	11/28/2023	13011	PARCO SCIENTIFIC ✓	A 2121.4500-27-000	273819 ✓	52.80 ✓	52.80
				Check Total:		52.80	
251481 ✓	11/28/2023	2228	PATCHOGUE MEDFORD UNION FREE SCHOOL DISTRICT ✓	A 2855.4610-90-000	275997 ✓	60.50 ✓	60.50
				A 2810.4793-90-000	274887 ✓	686.00 ✓	686.00
				Check Total:		746.50	
251482 ✓	11/28/2023	1922	PAXTON/PATTERSON ✓	A 2280.4500-90-000	273905 ✓	304.14 ✓	304.14
				A 2280.4500-90-000	273905 ✓	90.45 ✓	90.45
				Check Total:		394.59	
251483 ✓	11/28/2023	17983	PICCIRILLO, DONNA ✓	A 2250.4750-90-000	275737 ✓	28.25 ✓	28.25
				Check Total:		28.25	
251484 ✓	11/28/2023	17308	PITSCO EDUCATION, LLC ✓	A 2121.4500-06-000	275274 ✓	576.05 ✓	576.05
				A 2121.4500-04-000	275272 ✓	272.00 ✓	272.00
				A 2121.4500-06-000	275274 ✓	136.00 ✓	136.00
				A 2121.4500-04-000	275272 ✓	1,308.05 ✓	1,308.05
				A 2121.4500-06-000	275274 ✓	719.85 ✓	719.85
				A 2121.4500-04-000	275272 ✓	1,423.95 ✓	1,423.95

PATCHOGUE-MEDFORD UFSD



Check Warrant Report For A - 54: Cash Disbursement- 11/28/23 For Dates 11/21/2023 - 11/30/2023

Check #	Check Date	Vendor ID	Vendor Name	Account	PO Number	Check Amount	Liquidated
251485	11/28/2023	13814	PSEGLI		Check Total:	4,435.90	
				A 1620.4770-90-000	273330	7,054.79	7,054.79
				A 1620.4770-90-000	273330	0.00	0.00
				A 1620.4770-90-000	273330	0.00	0.00
					Check Total:	7,054.79	
251486	11/28/2023	13814	PSEGLI				
				A 1620.4770-90-000	273330	1,057.30	1,057.30
				A 1620.4770-90-000	273330	0.00	0.00
				A 1620.4770-90-000	273330	0.00	0.00
					Check Total:	1,057.30	
251487	11/28/2023	13814	PSEGLI				
				A 1620.4770-90-000	273330	62.20	62.20
				A 1620.4770-90-000	273330	0.00	0.00
				A 1620.4770-90-000	273330	0.00	0.00
					Check Total:	62.20	
251488	11/28/2023	13814	PSEGLI				
				A 1620.4770-90-000	273330	247.39	247.39
				A 1620.4770-90-000	273330	0.00	0.00
				A 1620.4770-90-000	273330	0.00	0.00
					Check Total:	247.39	
251489	11/28/2023	13814	PSEGLI				
				A 1620.4770-90-000	273330	7,122.43	7,122.43
				A 1620.4770-90-000	273330	0.00	0.00
				A 1620.4770-90-000	273330	0.00	0.00
					Check Total:	7,122.43	
251490	11/28/2023	13814	PSEGLI				
				A 1620.4770-90-000	273330	8,519.16	8,519.16
				A 1620.4770-90-000	273330	0.00	0.00
				A 1620.4770-90-000	273330	0.00	0.00
					Check Total:	8,519.16	
251491	11/28/2023	13814	PSEGLI				
				A 1620.4770-90-000	273330	533.30	533.30

PATCHOGUE-MEDFORD UFSD

Check Warrant Report For A - 54: Cash Disbursement- 11/28/23 For Dates 11/21/2023 - 11/30/2023



Check #	Check Date	Vendor ID	Vendor Name	Account	PO Number	Check Amount	Liquidated
				A 1620.4770-90-000	273330	0.00	0.00
				A 1620.4770-90-000	273330	0.00	0.00
				Check Total:		533.30	
251492	11/28/2023	8962	SCHOLASTIC INC.				
				A 2250.4500-28-000	275966	123.59	123.59
				Check Total:		123.59	
251493	11/28/2023	17192	SCHOOL SPECIALTY, LLC.				
				A 2020.4500-05-000	276075	229.44	229.44
				A 2810.4500-28-000	273548	213.56	213.56
				A 2111.4500-28-000	275890	41.70	41.70
				Check Total:		484.70	
251494	11/28/2023	17704	SERENE HOME NURSING AGENCY				
				A 2250.4490-90-000	276056	10,609.50	10,609.50
				A 2250.4490-90-000	276056	11,115.00	11,115.00
				A 2250.4490-90-000	276056	189.00	189.00
				A 2250.4490-90-000	276056	189.00	189.00
				Check Total:		22,102.50	
251495	11/28/2023	11942	SHAR PRODUCTS COMPANY				
				A 2118.4500-28-000	274379	1,048.25	1,048.25
				Check Total:		1,048.25	
251496	11/28/2023	17069	SHARDA PAPER INC.				
				A 1670.4500-90-000	274491	1,482.00	1,482.00
				Check Total:		1,482.00	
251497	11/28/2023	596	STAPLES ADVANTAGE				
				A 2111.4500-37-000	276026	197.46	197.46
				Check Total:		197.46	
251498	11/28/2023	18026	STARFALL EDUCATION FOUNDATION				
				A 2630.4630-90-000	276152	2,485.00	2,485.00
				Check Total:		2,485.00	
251499	11/28/2023	13105	STERICYCLE, INC.				
				A 2815.4500-26-000	275773	91.48	91.48
				Check Total:		91.48	
251500	11/28/2023	10254	SUFF. CO. DEPT. SOC/SERVICES				

PATCHOGUE-MEDFORD UFSD



Check Warrant Report For A - 54: Cash Disbursement- 11/28/23 For Dates 11/21/2023 - 11/30/2023

Check #	Check Date	Vendor ID	Vendor Name	Account	PO Number	Check Amount	Liquidated
				A 2250.4730-90-000	276134	6,668.98	6,668.98
					Check Total:	6,668.98	
251501	11/28/2023	14339	SUNBELT RENTALS	A 1621.4790-90-000	274747	355.00	355.00
					Check Total:	355.00	
251502	11/28/2023	17556	SYMBRANT TECHNOLOGIES, INC.	A 1680.4790-90-000	275805	478.00	478.00
				A 1680.4790-90-000	275805	1,281.03	1,281.03
					Check Total:	1,759.03	
251503	11/28/2023	18030	TAPIA, JONATHAN	A 1335		5.00	
					Check Total:	5.00	
251504	11/28/2023	17948	TEACHTOWN	A 2250.4490-90-000	276024	16,154.90	16,154.90
					Check Total:	16,154.90	
251505	11/28/2023	15479	TURTLE & HUGHES INC.	A 1621.4514-90-000	273393	177.00	177.00
				A 1621.4514-90-000	273393	15.85	15.85
				A 1621.4514-90-000	273393	154.69	154.69
					Check Total:	347.54	
251506	11/28/2023	2673	UNITED PARCEL SERVICE	A 1670.4730-90-000	273297	16.00	16.00
					Check Total:	16.00	
251507	11/28/2023	12043	UNITED SUPPLY CORP.	A 2815.4500-02-000	273930	143.30	194.32
				A 2815.4500-28-000	274076	509.33	509.33
				A 2121.4500-28-000	273841	127.00	127.00
				A 2815.4500-28-000	274076	37.62	64.62
				A 2121.4500-28-000	273841	85.16	115.46
					Check Total:	902.41	
251508	11/28/2023	2712	VILLAGE OF PATCHOGUE	A 8060.4500-90-000	274216	102.88	102.88
				A 1621.4550-90-000	273247	75.54	75.54

PATCHOGUE-MEDFORD UFSD



Check Warrant Report For A - 54: Cash Disbursement- 11/28/23 For Dates 11/21/2023 - 11/30/2023

Check #	Check Date	Vendor ID	Vendor Name	Account	PO Number	Check Amount	Liquidated
				A 8060.4500-90-000	274216	0.00	0.00
				A 1621.4550-90-000	273247	0.00	0.00
				A 8060.4500-90-000	274216	0.00	0.00
				A 1621.4550-90-000	273247	0.00	0.00
				A 5510.5720-90-000	274216	2,312.71 ✓	2,312.71
				A 5510.5720-90-000	274216	0.00	0.00
				A 5510.5720-90-000	274216	0.00	0.00
				Check Total:		2,491.13 ✓	
251509 ✓	11/28/2023	12446	W.B. MASON COMPANY ✓				
				A 1670.4500-90-000	275709 ✓	304.40 ✓	304.40
				A 2250.4510-90-000	275914 ✓	608.80 ✓	608.80
				A 1670.4500-90-000	275709	4,261.60 ✓	4,261.60
				A 1670.4500-90-000	275709	4,269.60 ✓	0.00
				A 1670.4500-90-000	275709	-4,269.60 ✓	0.00
				Check Total:		5,174.80 ✓	
251510 ✓	11/28/2023	17274	WALLACE, BRANDAN P ✓				
				A 1620.4520-90-000		100.00	
				Check Total:		100.00 ✓	
251511 ✓	11/28/2023	12555	WASHINGTON MUSIC SALES CTR INC ✓				
				A 2118.4500-04-000	275087 ✓	2,099.25 ✓	2,099.25
				A 2118.4500-07-000	275086 ✓	2,099.25 ✓	2,099.25
				Check Total:		4,198.50 ✓	
251512 ✓	11/28/2023	13894	WE TRANSPORTATION/TOWNE BUSLLC ✓				
				A 5540.4000-90-000	275887 ✓	372,816.00 ✓	372,816.00
				A 5540.4030-90-000	274704 ✓	315.00 ✓	315.00
				Check Total:		373,131.00 ✓	
251513 ✓	11/28/2023	11943	WEST MUSIC ✓				
				A 2118.2000-07-000	275085 ✓	3,846.42 ✓	3,846.42
				A 2118.2000-05-000	275084 ✓	3,846.42 ✓	3,846.42
				Check Total:		7,692.84 ✓	
251514 ✓	11/28/2023	7887	WILSON LANGUAGE TRAINING ✓				
				A 2020.4500-28-000	276095 ✓	32.00 ✓	32.00

PATCHOGUE-MEDFORD UFSD



Check Warrant Report For A - 54: Cash Disbursement- 11/28/23 For Dates 11/21/2023 - 11/30/2023

Check #	Check Date	Vendor ID	Vendor Name	Account	PO Number	Check Amount	Liquidated
				A 2120.4500-01-000	275566 ✓	380.00 ✓	380.00
				A 2120.4500-01-000	275567 ✓	95.00 ✓	95.00
				A 2120.4500-02-000	275567	95.00 ✓	95.00
				A 2120.4500-03-000	275567	95.00 ✓	95.00
				A 2120.4500-04-000	275567	95.00 ✓	95.00
				A 2120.4500-05-000	275567	95.00 ✓	95.00
				A 2120.4500-06-000	275567	95.00 ✓	95.00
				A 2120.4500-07-000	275567	95.00 ✓	95.00
				Check Total:		1,077.00 ✓	
251515 ✓	11/28/2023	18029	WILSON, LEAH DAKOTA ✓	A 1335		5.00	
				Check Total:		5.00 ✓	
Number of Transactions: 101				Warrant Total:		3,051,146.40	
				Vendor Portion:		3,051,146.40	

Certification of Warrant

To The District Treasurer: I hereby certify that I have verified the above claims, 101 in number, in the total amount of \$ 3,051,146.40. You are hereby authorized and directed to pay to the claimants certified above the amount of each claim allowed and charge each to the proper fund.

<u>12/4/23</u>	<u>Adriane Brower</u>	<u>Claims Auditor</u>
Date	Signature	Title
	<u>Kenny Hoopster</u>	<u>Alternate Claims Auditor</u>

PATCHOGUE-MEDFORD UFSD

Check Warrant Report For C - 20: Cash Disbursement- 11/28/23 For Dates 11/21/2023 - 11/30/2023



Check #	Check Date	Vendor ID	Vendor Name	Account	PO Number	Check Amount	Liquidated
251516 ✓	11/28/2023	15725	ACE ENDICO, INC. ✓	C 2860.5820-95-000	274300 ✓	10,288.86 ✓	10,288.86
				C 2860.5820-95-000	274300 ✓	13,059.95 ✓	13,059.95
				Check Total:		23,348.81	
251517 ✓	11/28/2023	13377	AMERICAN CLASSIC SPECIALTIES ✓	C 2860.5820-95-000	274296 ✓	119.15 ✓	119.15
				C 2860.5820-95-000	274296 ✓	162.15 ✓	162.15
				C 2860.5820-95-000	274296 ✓	373.15 ✓	373.15
				C 2860.5820-95-000	274296 ✓	132.35 ✓	132.35
				C 2860.5820-95-000	274296 ✓	253.50 ✓	253.50
				C 2860.5820-95-000	274296 ✓	179.35 ✓	179.35
				C 2860.5820-95-000	274296 ✓	150.00 ✓	150.00
				C 2860.5820-95-000	274296 ✓	66.60 ✓	66.60
				C 2860.5820-95-000	274296 ✓	226.35 ✓	226.35
				Check Total:		1,662.60	
251518 ✓	11/28/2023	152	APPCO PAPER & PLASTICS CORP. ✓	C 2860.5800-95-000	274297 ✓	392.12 ✓	392.12
				Check Total:		392.12	
251519 ✓	11/28/2023	11917	COMMERCIAL INSTRU. SERVS., INC ✓	C 2860.4690-95-000	274275 ✓	480.00 ✓	480.00
				C 2860.4690-95-000	274275 ✓	1,128.33 ✓	1,128.33
				Check Total:		1,608.33	
251520 ✓	11/28/2023	13617	CREAM-O-LAND DAIRIES, LLC ✓	C 2860.5820-95-000	274276 ✓	206.02 ✓	206.02
				C 2860.5820-95-000	274276 ✓	128.66 ✓	128.66
				C 2860.5820-95-000	274276 ✓	113.32 ✓	113.32
				C 2860.5820-95-000	274276 ✓	89.07 ✓	89.07
				C 2860.5820-95-000	274276 ✓	256.79 ✓	256.79
				C 2860.5820-95-000	274276 ✓	241.00 ✓	241.00
				C 2860.5820-95-000	274276 ✓	220.72 ✓	220.72
				C 2860.5820-95-000	274276 ✓	528.19 ✓	528.19
				C 2860.5820-95-000	274276 ✓	317.34 ✓	317.34
				C 2860.5820-95-000	274276 ✓	49.68 ✓	49.68



PATCHOGUE-MEDFORD UFSD



Check Warrant Report For C - 20: Cash Disbursement- 11/28/23 For Dates 11/21/2023 - 11/30/2023

Check #	Check Date	Vendor ID	Vendor Name	Account	PO Number	Check Amount	Liquidated
				C 2860.5820-95-000	274276 ✓	88.03 ✓	88.03
					Check Total:	2,238.82	
251521 ✓	11/28/2023	796	ECOLAB INC. ✓	C 2860.5802-95-000	274278 ✓	319.82 ✓	319.82
					Check Total:	319.82	
251522 ✓	11/28/2023	12933	J&F SUPPLY INC OF LONG ISLAND ✓	C 2860.5800-95-000	275703 ✓	1,432.90 ✓	1,432.90
					Check Total:	1,432.90	
251523 ✓	11/28/2023	1285	JAY BEE DISTRIBUTORS INC. ✓	C 2860.5820-95-000	274285 ✓	4,480.36 ✓	4,480.36
					Check Total:	4,480.36	
251524 ✓	11/28/2023	14914	MEADOW PROVISIONS CORP. ✓	C 2860.5820-95-000	274287 ✓	563.95 ✓	563.95
					Check Total:	563.95	
251525 ✓	11/28/2023	1653	MIVILA FOODS CORP. ✓	C 2860.5820-95-000	274288 ✓	2,219.26 ✓	2,219.26
					Check Total:	2,219.26	
251526 ✓	11/28/2023	10998	MODERN ITALIAN BAKERY ✓	C 2860.5820-95-000	274290 ✓	35.10 ✓	35.10
				C 2860.5820-95-000	274290 ✓	79.14 ✓	79.14
				C 2860.5820-95-000	274290 ✓	24.80 ✓	24.80
				C 2860.5820-95-000	274290 ✓	37.07 ✓	37.07
				C 2860.5820-95-000	274290 ✓	31.20 ✓	31.20
				C 2860.5820-95-000	274290 ✓	68.84 ✓	68.84
				C 2860.5820-95-000	274290 ✓	31.20 ✓	31.20
				C 2860.5820-95-000	274290 ✓	128.00 ✓	128.00
				C 2860.5820-95-000	274290 ✓	128.00 ✓	128.00
				C 2860.5820-95-000	274290 ✓	128.00 ✓	128.00
				C 2860.5820-95-000	274290 ✓	40.80 ✓	40.80
				C 2860.5820-95-000	274290 ✓	52.85 ✓	52.85
				C 2860.5820-95-000	274290 ✓	42.36 ✓	42.36
				C 2860.5820-95-000	274290 ✓	18.53 ✓	18.53
				C 2860.5820-95-000	274290 ✓	39.72 ✓	39.72

PATCHOGUE-MEDFORD UFSD



Check Warrant Report For C - 20: Cash Disbursement- 11/28/23 For Dates 11/21/2023 - 11/30/2023

Check #	Check Date	Vendor ID	Vendor Name	Account	PO Number	Check Amount	Liquidated
				C 2860.5820-95-000	274290 ✓	50.31 ✓	50.31
				C 2860.5820-95-000	274290 ✓	79.43 ✓	79.43
				C 2860.5820-95-000	274290 ✓	34.42 ✓	34.42
				C 2860.5820-95-000	274290 ✓	42.36 ✓	42.36
				C 2860.5820-95-000	274290 ✓	47.66 ✓	47.66
				C 2860.5820-95-000	274290 ✓	14.11 ✓	14.11
				C 2860.5820-95-000	274290 ✓	13.19 ✓	13.19
				C 2860.5820-95-000	274290 ✓	20.60 ✓	20.60
				C 2860.5820-95-000	274290 ✓	9.10 ✓	9.10
				Check Total:		1,196.79	
251527 ✓	11/28/2023	10998	MODERN ITALIAN BAKERY ✓				
				C 2860.5820-95-000	274290 ✓	29.95 ✓	29.95
				C 2860.5820-95-000	274290 ✓	22.74 ✓	22.74
				C 2860.5820-95-000	274290 ✓	46.61 ✓	46.61
				C 2860.5820-95-000	274290 ✓	128.00 ✓	128.00
				C 2860.5820-95-000	274290 ✓	128.00 ✓	128.00
				C 2860.5820-95-000	274290 ✓	128.00 ✓	128.00
				C 2860.5820-95-000	274290 ✓	21.18 ✓	21.18
				C 2860.5820-95-000	274290 ✓	21.18 ✓	21.18
				C 2860.5820-95-000	274290 ✓	21.18 ✓	21.18
				C 2860.5820-95-000	274290 ✓	22.97 ✓	22.97
				Check Total:		569.81	
251528 ✓	11/28/2023	13248	RICH PRODUCTS CORPORATION ✓				
				C 2860.5820-95-000	274293 ✓	4,163.64 ✓	4,163.64
				Check Total:		4,163.64	
251529 ✓	11/28/2023	13282	SCHOOL NUTRITION ASSOCIATION ✓				
				C 2860.4000-95-000	276201 ✓	45.00 ✓	45.00
				C 2860.4000-95-000	276201	0.00	
				Check Total:		45.00	

PATCHOGUE-MEDFORD UFSD



Check Warrant Report For C - 20: Cash Disbursement- 11/28/23 For Dates 11/21/2023 - 11/30/2023

Check #	Check Date	Vendor ID	Vendor Name	Account	PO Number	Check Amount	Liquidated
Number of Transactions: 14					Warrant Total:	44,242.21	
					Vendor Portion:	44,242.21	

Certification of Warrant

To The District Treasurer: I hereby certify that I have verified the above claims, 14 in number, in the total amount of \$ 44,242.21. You are hereby authorized and directed to pay to the claimants certified above the amount of each claim allowed and charge each to the proper fund.

<u>11-30-23</u>	<u>Adriane Browner</u>	<u>Claims Auditor</u>
Date	Signature	Title

PATCHOGUE-MEDFORD UFSD



Check Warrant Report For F - 18: Cash Disbursement- 11/28/23 For Dates 11/21/2023 - 11/30/2023

Check #	Check Date	Vendor ID	Vendor Name	Account	PO Number	Check Amount	Liquidated
251530 ✓	11/28/2023	1666	MONTAUK BUS SERVICE INC. ✓	F 2110.4150-90-SO24	276183 ✓	1,949.56	1,949.56
						Check Total:	1,949.56 ✓
251531 ✓	11/28/2023	2228	PATCHOGUE MEDFORD UNION FREE SCHOOL DISTRICT ✓	F 2128.4500-90-1524	275382 ✓	41.00	41.00
						Check Total:	41.00 ✓
						Warrant Total:	1,990.56
						Vendor Portion:	1,990.56

Number of Transactions: 2

Certification of Warrant

To The District Treasurer: I hereby certify that I have verified the above claims, 2 in number, in the total amount of \$ 1,990.56. You are hereby authorized and directed to pay to the claimants certified above the amount of each claim allowed and charge each to the proper fund.

12/4/23 Nancy Hoogstra Alternate Claims Auditor
 Date Signature Title

PATCHOGUE-MEDFORD UFSD



Check Warrant Report For H - 12: Cash Disbursement- 11/28/23 For Dates 11/15/2023 - 11/30/2023

Check #	Check Date	Vendor ID	Vendor Name	Account	PO Number	Check Amount	Liquidated
251532 ✓	11/28/2023	379	BURTON BEHRENDT SMITH P.C. ✓	H 2223.2450-0-1526	270557 ✓	25,633.09	25,633.09
				H 2223.2450-0-1526	270557	0.00	0.00
				H 2223.2450-0-1526	270557	0.00	0.00
					Check Total:	25,633.09 ✓	
251533 ✓	11/28/2023	9570	PARK EAST CONSTRUCTION CORP. ✓	H 2223.2009-0-1526	270558 ✓	1,763.41	1,763.41
				H 2223.2009-0-1526	270558	0.00	0.00
					Check Total:	1,763.41 ✓	
					Warrant Total:	27,396.50	
					Vendor Portion:	27,396.50	

Number of Transactions: 2

Certification of Warrant

To The District Treasurer: I hereby certify that I have verified the above claims, 2 in number, in the total amount of \$27,396.50. You are hereby authorized and directed to pay to the claimants certified above the amount of each claim allowed and charge each to the proper fund.

12/4/23
Date

Nancy Hoogsted
Signature

alternate Chris Auditor
Title

PATCHOGUE-MEDFORD UFSD



Check Warrant Report For A - 57: Cash Disbursement- 12/5/23 For Dates 12/1/2023 - 12/31/2023

Check #	Check Date	Vendor ID	Vendor Name	Account	PO Number	Check Amount	Liquidated
251545	12/05/2023	14700	AHOLD FINANCIAL SERVICES	A 2250.4500-26-000	274181	254.63	26.34
				A 2250.4500-37-000	274181	65.32	65.32
				A 2250.4500-37-000	274181	51.56	51.56
				A 2250.4500-37-000	274181	64.54	64.54
				Check Total:		436.05	
251546	12/05/2023	17988	ALBARELLA, KERRIANNE	A 2110.4140-90-000	275751	13.76	13.76
				A 2110.4140-90-000	275751	0.00	
				Check Total:		13.76	
251547	12/05/2023	94	ALL POINTS BUS UPHOLSTERY	A 5510.4690-90-000	274215	197.89	197.89
				Check Total:		197.89	
251548	12/05/2023	15444	ALL SUFFOLK AUTO SCHOOL	A 2331.4000-43-000	275247	8,415.00	8,415.00
				Check Total:		8,415.00	
251549	12/05/2023	102	ALLSTATE SIGN AND PLAQUE CORP	A 2021.4500-90-ENL	276182	63.45	63.45
				Check Total:		63.45	
251550	12/05/2023	17951	ALTAMIRANO, FRANCIS	A 2118.4140-90-000	275925	56.00	56.00
				A 2118.4140-90-000	275925	0.00	
				Check Total:		56.00	
251551	12/05/2023	17619	ALWAYS COMPASSIONATE HOME CARE	A 2250.4490-90-000	275673	1,881.90	1,881.90
				A 2250.4490-90-000	275673	234.60	234.60
				A 2250.4490-90-000	275673	693.60	693.60
				A 2250.4490-90-000	275673	642.60	642.60
				A 2250.4490-90-000	275673	1,264.80	1,264.80
				A 2250.4490-90-000	275673	1,326.00	1,326.00
				Check Total:		6,043.50	
251552	12/05/2023	17740	AMAZON CAPITAL SERVICES, INC.	A 2110.4500-37-TCH	274234	13.19	13.19

PATCHOGUE-MEDFORD UFSD



Check Warrant Report For A - 57: Cash Disbursement- 12/5/23 For Dates 12/1/2023 - 12/31/2023

Check #	Check Date	Vendor ID	Vendor Name	Account	PO Number	Check Amount	Liquidated
				A 2110.4500-37-TCH	274234 ✓	51.23 ✓	51.23
				Check Total:		64.42	
251553 ✓	12/05/2023	17740	AMAZON CAPITAL SERVICES, INC. ✓	A 2110.4500-04-TCH	274248 ✓	12.69 ✓	12.69
				A 2110.4500-04-TCH	274248 ✓	93.83 ✓	93.83
				A 2110.4500-04-TCH	274248 ✓	6.99 ✓	6.99
				Check Total:		113.51	
251554 ✓	12/05/2023	17740	AMAZON CAPITAL SERVICES, INC. ✓	A 2110.4500-03-TCH	274238 ✓	2.47 ✓	2.47
				A 2110.4500-03-TCH	274238 ✓	86.19 ✓	86.19
				A 2110.4500-03-TCH	274238 ✓	7.98 ✓	7.98
				Check Total:		96.64	
251555 ✓	12/05/2023	17740	AMAZON CAPITAL SERVICES, INC. ✓	A 2020.4500-05-000	276178 ✓	216.42 ✓	216.42
				A 2110.4500-28-TCH	274235 ✓	10.99 ✓	10.99
				A 2810.4500-37-000	276163 ✓	25.90 ✓	25.90
				A 2810.4500-37-000	276106 ✓	129.39 ✓	129.39
				A 2280.4500-90-000	276186 ✓	66.12 ✓	66.12
				A 8060.4500-90-SEL	276195 ✓	39.99 ✓	39.99
				A 2117.4500-07-000	276086 ✓	170.28 ✓	170.28
				A 2020.4500-28-000	276211 ✓	65.97 ✓	65.97
				A 2110.4500-02-TCH	274231 ✓	99.44 ✓	99.44
				A 2020.4500-03-000	276123 ✓	440.47 ✓	446.77
				A 2020.4500-28-000	276210 ✓	28.79 ✓	28.79
				A 2114.4500-90-000	276079 ✓	57.60 ✓	69.34
				A 2280.4500-90-000	276185 ✓	275.13 ✓	275.13
				A 2111.4500-37-000	275937 ✓	408.17 ✓	408.17
				A 2119.4500-28-000	276219 ✓	53.88 ✓	53.88
				A 2810.4500-37-000	276220 ✓	49.99 ✓	49.99
				A 2110.4500-06-000	276167 ✓	305.96 ✓	305.96
				A 1680.4500-90-000	276261 ✓	48.99 ✓	48.99
				A 1680.4500-90-000	276262 ✓	56.98 ✓	61.97
				A 2611.4500-90-000	276260 ✓	95.04 ✓	95.04

PATCHOGUE-MEDFORD UFSD



Check Warrant Report For A - 57: Cash Disbursement- 12/5/23 For Dates 12/1/2023 - 12/31/2023

Check #	Check Date	Vendor ID	Vendor Name	Account	PO Number	Check Amount	Liquidated
				A 2060.4500-90-000	276233 ✓	112.12 ✓	112.12
				A 2021.4500-90-CTE	276186 ✓	55.71 ✓	55.71
				A 2110.4500-02-TCH	274231 ✓	74.92 ✓	74.92
				A 2111.4500-37-000	275937 ✓	23.25 ✓	23.25
				A 2110.4500-02-TCH	274231 ✓	12.91 ✓	12.91
				A 2111.4500-37-000	275937 ✓	12.38 ✓	12.38
				A 2110.4500-02-TCH	274231 ✓	11.98 ✓	11.98
				A 2111.4500-37-000	275937 ✓	-12.98 ✓	0.47
				Check Total:		2,935.79	
251556 ✓	12/05/2023	11909	AMERICAN PAD-EX OF NY, INC. ✓	A 1620.4790-90-000	274129 ✓	34.20 ✓	34.20
				A 1620.4790-90-000	274128 ✓	62.28 ✓	62.28
				A 1620.4790-90-000	274129 ✓	136.84 ✓	136.84
				A 1620.4790-90-000	274128 ✓	75.08 ✓	75.08
				A 1620.4790-90-000	274129 ✓	111.42 ✓	111.42
				A 1620.4790-90-000	274128 ✓	58.00 ✓	58.00
				A 1620.4790-90-000	274129 ✓	91.95 ✓	91.95
				A 1620.4790-90-000	274128 ✓	47.52 ✓	47.52
				A 1620.4790-90-000	274129 ✓	91.56 ✓	91.56
				A 1620.4790-90-000	274128 ✓	61.82 ✓	61.82
				A 1620.4790-90-000	274129 ✓	54.30 ✓	54.30
				A 1620.4790-90-000	274128 ✓	229.40 ✓	229.40
				A 1620.4790-90-000	274129 ✓	129.62 ✓	129.62
				A 1620.4790-90-000	274128 ✓	33.60 ✓	33.60
				A 1620.4790-90-000	274129 ✓	186.98 ✓	186.98
				A 1620.4790-90-000	274128 ✓	39.90 ✓	39.90
				A 1620.4790-90-000	274129 ✓	153.54 ✓	153.54
				A 1620.4790-90-000	274128 ✓	52.90 ✓	52.90
				A 1620.4790-90-000	274129 ✓	102.26 ✓	102.26
				A 1620.4790-90-000	274128 ✓	43.72 ✓	43.72
				A 1620.4790-90-000	274129 ✓	322.22 ✓	322.22
				A 1620.4790-90-000	274128 ✓	47.80 ✓	47.80
				Check Total:		2,166.91	

PATCHOGUE-MEDFORD UFSD



Check Warrant Report For A - 57: Cash Disbursement- 12/5/23 For Dates 12/1/2023 - 12/31/2023

Check #	Check Date	Vendor ID	Vendor Name	Account	PO Number	Check Amount	Liquidated
251557	12/05/2023	15277	AMERICAN READING COMPANY INC.	A 2128.4500-04-000	275981	2,805.00	2,805.00
				A 2128.4500-02-000	275982	2,805.00	2,805.00
				A 2128.4500-03-000	275983	2,805.00	2,805.00
				A 2128.4500-03-000	275984	1,590.00	1,590.00
				A 2128.4500-02-000	275985	1,590.00	1,590.00
				A 2128.4500-04-000	275986	1,590.00	1,590.00
				A 2128.4500-05-000	275987	1,590.00	1,590.00
				Check Total:		14,775.00	
251558	12/05/2023	8781	APPLE INC.	A 2630.2022-90-000	276115	3,201.00	3,201.00
				Check Total:		3,201.00	
251559	12/05/2023	15765	AUTOZONE STORES LLC	A 1621.4530-90-000	274921	71.85	71.85
				A 5510.4690-90-000	274221	98.79	98.79
				A 5510.5703-90-000	274254	154.82	154.82
				A 1621.4530-90-000	274921	3.19	3.19
				A 5510.4690-90-000	274221	9.98	9.98
				Check Total:		338.63	
251560	12/05/2023	13874	AYALA, SAMSON	A 1620.4520-90-000		100.00	
				Check Total:		100.00	
251561	12/05/2023	216	BALDWIN AUTOMOTIVE	A 1621.4530-90-000	273242	37.00	37.00
				A 5510.4690-90-000	274220	387.00	387.00
				Check Total:		424.00	
251562	12/05/2023	18042	BARLOWE, FRANCESCA	A 2110.4140-90-000	276222	25.94	25.94
				A 2110.4140-90-000	276222	0.00	
				Check Total:		25.94	
251563	12/05/2023	11481	BISSETT EQUIPMENT CORPORATION	A 1621.4670-90-000	273237	20.97	20.97

PATCHOGUE-MEDFORD UFSD



Check Warrant Report For A - 57: Cash Disbursement- 12/5/23 For Dates 12/1/2023 - 12/31/2023

Check #	Check Date	Vendor ID	Vendor Name	Account	PO Number	Check Amount	Liquidated
				Check Total:		20.97	
251564	12/05/2023	14907	BROPHY, EILEEN	A 2250.4490-90-000	275796	12.18	12.18
				A 2250.4490-90-000	275796	0.00	
				Check Total:		12.18	
251565	12/05/2023	15535	BSN SPORTS LLC	A 2855.4500-37-000	275907	1,565.34	1,565.34
				A 2855.4500-37-000	276096	75.92	75.92
				Check Total:		1,641.26	
251566	12/05/2023	11143	CARDINAL CONTROL SYSTEMS INC	A 1621.4790-90-000	273230	1,280.33	1,280.33
				A 1621.4790-90-000	273230	1,022.48	1,022.48
				A 1621.4790-90-000	273230	312.50	312.50
				Check Total:		2,615.31	
251567	12/05/2023	15878	CELL MECHANIC INC.	A 2630.4450-90-000	276192	1,834.00	1,834.00
				A 2630.4450-90-000	276249	2,029.94	2,029.94
				A 2630.4450-90-000	276250	1,689.88	1,689.88
				A 2630.4450-90-000	276251	2,324.92	2,324.92
				A 2630.4450-90-000	276252	2,349.85	2,349.85
				A 2630.4450-90-000	276253	2,259.96	2,259.96
				A 2630.4450-90-000	276254	1,454.85	1,454.85
				Check Total:		13,943.40	
251568	12/05/2023	16961	CHAMPION TEAMWEAR AR	A 2855.4500-27-000	275700	629.88	629.88
				Check Total:		629.88	
251569	12/05/2023	10399	CHRISTIAN NURSING REGISTRY, INC	A 2250.4490-90-000	276130	1,790.10	1,790.10
				A 2250.4490-90-000	276130	1,489.20	1,489.20
				A 2250.4490-90-000	276130	1,846.20	1,846.20
				A 2250.4490-90-000	276130	1,881.90	1,881.90
				Check Total:		7,007.40	
251570	12/05/2023	17950	CHRISTIE, TRISHA				

PATCHOGUE-MEDFORD UFSD



Check Warrant Report For A - 57: Cash Disbursement- 12/5/23 For Dates 12/1/2023 - 12/31/2023

Check #	Check Date	Vendor ID	Vendor Name	Account	PO Number	Check Amount	Liquidated
251571 ✓	12/05/2023	14023 CIPRIANO, JOHN ✓		A 2111.4140-90-000	275926 ✓	35.37 ✓	35.37
				A 2111.4140-90-000	275926	0.00	
				Check Total:		35.37	
251572 ✓	12/05/2023	9499 COMPLETE REHAB PT, OT, SLP ✓		A 2110.4140-90-000	275662 ✓	26.33 ✓	26.33
				A 2110.4140-90-000	275662	0.00	
				Check Total:		26.33	
251573 ✓	12/05/2023	16265 COPPOLA, AMANDA J. ✓		A 2250.4490-90-000	276054 ✓	42,468.00 ✓	42,468.00
				Check Total:		42,468.00	
251574 ✓	12/05/2023	14077 CORDERO, JAVISH ✓		A 2110.4140-90-000	273375 ✓	106.83 ✓	106.83
				A 2110.4140-90-000	273375	0.00	
				Check Total:		106.83	
251575 ✓	12/05/2023	17685 COWARD, CHRISTOPER ✓		A 2630.4140-90-000	274115 ✓	90.45 ✓	90.45
				A 2630.4140-90-000	274115	0.00	
				Check Total:		90.45	
251576 ✓	12/05/2023	17623 CRACCO, ANTHONY ✓		A 2250.4140-90-000	275912 ✓	14.15 ✓	14.15
				A 2250.4140-90-000	275912	0.00	
				Check Total:		14.15	
251577 ✓	12/05/2023	15494 D'ANGELO, ALLISON ✓		A 2119.4150-90-000	276170 ✓	570.18 ✓	683.87
				Check Total:		570.18	
251578 ✓	12/05/2023	11975 DAVIS, CATHERINE ✓		A 2116.4150-90-000	275474 ✓	56.33 ✓	56.33
				A 2116.4150-90-000	275474	0.00	
				Check Total:		56.33	
				A 2110.4140-90-000	275778 ✓	27.51 ✓	27.51
				A 2110.4140-90-000	275778	0.00	
				Check Total:		27.51	

PATCHOGUE-MEDFORD UFSD



Check Warrant Report For A - 57: Cash Disbursement- 12/5/23 For Dates 12/1/2023 - 12/31/2023

Check #	Check Date	Vendor ID	Vendor Name	Account	PO Number	Check Amount	Liquidated	
251579 ✓	12/05/2023	9766	DELL MARKETING L.P. ✓	A 1680.4500-90-000	276193 ✓	20,595.96 ✓	20,595.96	
Check Total:						20,595.96		
251580 ✓	12/05/2023	17967	DIGILIO, CELENA ✓	A 2110.4140-90-000	275391 ✓	72.31 ✓	72.31	
				A 2110.4140-90-000	275391	0.00		
Check Total:						72.31		
251581 ✓	12/05/2023	13491	DOHERTY, LAUREN ✓	A 2118.4140-90-000	275157 ✓	9.43 ✓	9.43	
				A 2118.4140-90-000	275157	0.00		
				A 2118.4140-90-000	275157	0.00		
Check Total:						9.43		
251582 ✓	12/05/2023	785	**CONTINUED** EASTERN SUFFOLK BOCES	Check Total:				0.00
251583 ✓	12/05/2023	785	EASTERN SUFFOLK BOCES ✓	A 1620.4900-90-000	273292 ✓	6,955.08 ✓	6,955.08	
				A 1620.4901-90-000	273283 ✓	2,918.16 ✓	2,918.16	
				A 2110.4913-90-000	273278 ✓	54,824.00 ✓	54,824.00	
				A 2128.4900-90-000	274862 ✓	552.00 ✓	552.00	
				A 1680.4900-90-000	273338 ✓	45,239.97 ✓	45,239.97	
				A 1430.4900-90-000	273320 ✓	6,337.50 ✓	6,337.50	
				A 1430.4900-90-000	273287 ✓	140.00 ✓	140.00	
				A 1981.4900-90-000	273331 ✓	72,015.75 ✓	72,015.75	
				A 2280.4900-90-000	273293 ✓	140,709.00 ✓	140,709.00	
				A 2110.4915-90-000	274094 ✓	1,200.00 ✓	1,200.00	
				A 2110.4915-90-000	274093 ✓	4,800.00 ✓	4,800.00	
				A 2110.4901-90-000	273291 ✓	4,324.00 ✓	4,324.00	
				A 2830.4900-90-000	273334 ✓	12,650.00 ✓	12,650.00	
				A 2250.4915-90-000	274480 ✓	210.00 ✓	210.00	
				A 1620.4901-90-000	273292 ✓	350.00 ✓	350.00	
				A 1620.4901-90-000	273283 ✓	0.00 ✓	0.00	
				A 2110.4913-90-000	273278 ✓	12,750.00 ✓	12,750.00	

PATCHOGUE-MEDFORD UFSD



Check Warrant Report For A - 57: Cash Disbursement- 12/5/23 For Dates 12/1/2023 - 12/31/2023

Check #	Check Date	Vendor ID	Vendor Name	Account	PO Number	Check Amount	Liquidated
				A 1680.4900-90-000	273338 ✓	5,727.00 ✓	5,727.00
				A 1981.4900-90-000	273331 ✓	28,670.75 ✓	28,670.75
				A 2250.4900-90-000	273334 ✓	34,703.20 ✓	34,703.20
				A 2250.4915-90-000	274480 ✓	0.00	0.00
				A 1620.4901-90-000	273292 ✓	591.80 ✓	591.80
				A 1620.4901-90-000	273283 ✓	0.00	0.00
				A 2110.4913-90-000	273278 ✓	2,550.00 ✓	2,550.00
				A 2630.4910-90-000	273338 ✓	4,845.98 ✓	4,845.98
				A 1310.4920-90-000	273331 ✓	136.48 ✓	136.48
				A 2250.4900-90-000	273334 ✓	229,988.04 ✓	229,988.04
				A 1620.4901-90-000	273292 ✓	2,280.30 ✓	2,280.30
				A 1620.4901-90-000	273283 ✓	0.00	0.00
				A 1670.4900-90-000	273331 ✓	20,736.00 ✓	20,736.00
				A 2250.4900-90-000	273334 ✓	65,026.02 ✓	65,026.02
				A 1480.4900-90-000	273331 ✓	2,233.00 ✓	2,233.00
				A 2250.4900-90-000	273334 ✓	11,443.42 ✓	11,443.42
				A 1981.4900-90-000	273331 ✓	4,147.00 ✓	4,147.00
				A 2250.4900-90-000	273334 ✓	531,522.16 ✓	531,522.16
				A 2250.4900-90-000	273334 ✓	9,883.20 ✓	9,883.20
				A 2250.4900-90-000	273334 ✓	10,146.78 ✓	10,146.78
				A 2250.4900-90-000	273334 ✓	2,142.60 ✓	2,142.60
				A 2250.4900-90-000	273334 ✓	6,934.80 ✓	6,934.80
				A 2250.4900-90-000	273334 ✓	3,910.00 ✓	3,910.00
				Check Total:		1,343,593.99	
251584 ✓	12/05/2023	806	EDUCATION AT MATHER ✓	A 2250.4490-90-000	276188 ✓	1,547.00 ✓	1,547.00
				A 2110.4301-90-000	274942 ✓	442.00 ✓	442.00
				Check Total:		1,989.00	
251585 ✓	12/05/2023	1160	EMBLEM HEALTH ✓	A 9060.8000-90-000	273443 ✓	29,321.12 ✓	29,321.12
				Check Total:		29,321.12	
251586 ✓	12/05/2023	13209	FARMER, KELLY ANN ✓	A 2110.4140-90-000	275995 ✓	24.89 ✓	24.89

PATCHOGUE-MEDFORD UFSD



Check Warrant Report For A - 57: Cash Disbursement- 12/5/23 For Dates 12/1/2023 - 12/31/2023

Check #	Check Date	Vendor ID	Vendor Name	Account	PO Number	Check Amount	Liquidated
				A 2110.4140-90-000	275995	0.00	
					Check Total:	24.89	
251587 ✓	12/05/2023	15693	FERGUSON ENTERPRISES # 501 ✓	A 1621.4514-90-000	273426 ✓	852.14 ✓	852.14
					Check Total:	852.14	
251588 ✓	12/05/2023	910	FIRE COMMAND CO. INC. ✓	A 1620.4790-90-000	274135 ✓	31.60 ✓	31.60
				A 1620.4790-90-000	274135	0.00	
					Check Total:	31.60	
251589 ✓	12/05/2023	17450	FOLLETT CONTENT SOLUTIONS, LLC ✓	A 2610.5200-01-000	274554 ✓	56.00 ✓	56.00
				A 2610.5200-05-000	274547 ✓	4,521.33 ✓	4,521.33
				A 2610.5200-01-000	274554 ✓	4,197.18 ✓	4,197.18
				A 2610.5200-05-000	274547 ✓	223.57 ✓	478.67
				A 2610.5200-01-000	274554 ✓	303.63 ✓	303.63
				A 2610.5200-01-000	274554 ✓	48.10 ✓	243.19
					Check Total:	9,349.81	
251590 ✓	12/05/2023	15128	FORRESTER, CHRISTINE ✓	A 2118.4140-90-000	275948 ✓	26.72 ✓	26.72
				A 2118.4140-90-000	275948	0.00	
					Check Total:	26.72	
251591 ✓	12/05/2023	9878	G&M DEGE, INC. ✓	A 1621.4660-90-000	274089 ✓	801.83 ✓	801.83
				A 1621.4660-90-000	274089 ✓	565.95 ✓	565.95
				A 1621.4660-90-000	274089 ✓	158.98 ✓	158.98
					Check Total:	1,526.76	
251592 ✓	12/05/2023	7675	GINO'S PIZZERIA VOID	A 1240.4500-90-000	276207	110.00	110.00
					Check Total:	110.00	
251593 ✓	12/05/2023	18002	GIORDANO, GRACEANN ✓	A 2110.4140-90-000	275884 ✓	63.27 ✓	63.27
				A 2110.4140-90-000	275884	0.00	

PATCHOGUE-MEDFORD UFSD



Check Warrant Report For A - 57: Cash Disbursement- 12/5/23 For Dates 12/1/2023 - 12/31/2023

Check #	Check Date	Vendor ID	Vendor Name	Account	PO Number	Check Amount	Liquidated
				Check Total:		63.27	
251594	12/05/2023	11447	GRANEY HEATHER	A 2128.4505-06-000	275420	12.96	12.96
				A 2128.4505-06-000	275420	0.00	
				Check Total:		12.96	
251595	12/05/2023	17677	GUERRA, JESSICA	A 2110.4140-90-000	275661	31.44	31.44
				A 2110.4140-90-000	275661	0.00	
				Check Total:		31.44	
251596	12/05/2023	14771	HANNAFORD, JULIETA	A 2128.4150-90-000	275476	37.14	37.14
				A 2128.4150-90-000	275476	0.00	
				Check Total:		37.14	
251597	12/05/2023	15146	HARTMAN, CHERYL	A 2118.4140-90-000	275922	3.41	3.41
				A 2118.4140-90-000	275922	0.00	
				Check Total:		3.41	
251598	12/05/2023	8734	HEINEMANN PUBLISHING	A 2120.4500-07-000	276017	184.47	184.47
				Check Total:		184.47	
251599	12/05/2023	12890	HOME DEPOT CREDIT SERVICES	A 1621.4514-90-000	273422	145.23	145.23
				Check Total:		145.23	
251600	12/05/2023	18035	HOPKINS CALIBRATION LLC	A 2815.4690-90-000	276174	50.00	50.00
				Check Total:		50.00	
251601	12/05/2023	13639	HORIZON HEALTHCARE STAFFING	A 2250.4490-90-000	275618	1,871.88	1,871.88
				A 2250.4490-90-000	275618	910.36	910.36
				Check Total:		2,782.24	
251602	12/05/2023	11985	HTP MECHANICAL CORP.	A 1621.4660-90-000	273420	98.00	98.00
				A 1621.4660-90-000	273420	1,835.36	1,835.36

PATCHOGUE-MEDFORD UFSD



Check Warrant Report For A - 57: Cash Disbursement- 12/5/23 For Dates 12/1/2023 - 12/31/2023

Check #	Check Date	Vendor ID	Vendor Name	Account	PO Number	Check Amount	Liquidated
				Check Total:		1,933.36	
251603 ✓	12/05/2023	17683	IMUNA, INC. ✓	A 2122.4150-90-000	275752	2,595.14	2,595.14
				A 2122.4150-90-000	275752	0.00	
				Check Total:		2,595.14	
251604 ✓	12/05/2023	17104	INNOVATIVE TUTORING, INC. ✓	A 2250.4490-90-000	274924 ✓	3,360.00 ✓	3,360.00
				A 2250.4490-90-000	274924 ✓	540.00 ✓	540.00
				A 2250.4490-90-000	274924 ✓	2,310.00 ✓	2,310.00
				A 2250.4490-90-000	274924 ✓	7,650.00 ✓	7,650.00
				Check Total:		13,860.00	
251605 ✓	12/05/2023	15495	IVANS, VICTORIA ✓	A 2630.4140-90-000	274116 ✓	12.58 ✓	12.58
				A 2630.4140-90-000	274116	0.00	
				Check Total:		12.58	
251606 ✓	12/05/2023	9547	J.J. STANIS & COMPANY, INC. ✓	A 9045.8000-90-000	273335 ✓	4,666.55 ✓	4,666.55
				A 9055.8000-90-000	273335 ✓	8,835.40 ✓	8,835.40
				A 9060.8000-90-000	273335 ✓	5,852.12 ✓	5,852.12
				Check Total:		19,354.07	
251607 ✓	12/05/2023	1935	J.W. PEPPER & SON, INC. ✓	A 2118.4820-90-000	275457 ✓	350.35 ✓	350.35
				Check Total:		350.35	
251608 ✓	12/05/2023	1285	JAY BEE DISTRIBUTORS INC. ✓	A 7310.5811-90-000	274949 ✓	306.48 ✓	306.48
				A 7310.5813-90-000	274948 ✓	84.70 ✓	84.70
				Check Total:		391.18	
251609 ✓	12/05/2023	17964	JUAREZ FUENTES, OSVALDO ✓	A 2118.4140-90-000	275927 ✓	6.81 ✓	6.81
				A 2118.4140-90-000	275927	0.00	
				Check Total:		6.81	
251610 ✓	12/05/2023	17659	KIDS IN SEATS, INC ✓	A 2855.4610-90-000	276216 ✓	600.00 ✓	600.00

PATCHOGUE-MEDFORD UFSD

Check Warrant Report For A - 57: Cash Disbursement- 12/5/23 For Dates 12/1/2023 - 12/31/2023



Check #	Check Date	Vendor ID	Vendor Name	Account	PO Number	Check Amount	Liquidated
251611	12/05/2023	17488	KOSSACK, DANIELLE		Check Total:	600.00	
				A 2250.4490-90-000	275797	8.90	8.90
				A 2250.4490-90-000	275797	0.00	
					Check Total:	8.90	
251612	12/05/2023	17692	KRIEGER, JENNIFER				
				A 1010.4750-90-000	275605	109.50	250.00
					Check Total:	109.50	
251613	12/05/2023	1378	L.I. HARDWARE				
				A 1621.4514-90-000	273418	47.28	47.28
				A 1621.4514-90-000	273418	90.85	90.85
				A 1621.4514-90-000	273418	68.37	68.37
					Check Total:	206.50	
251614	12/05/2023	13873	LICSS				
				A 2122.4150-90-000	276108	35.00	35.00
					Check Total:	35.00	
251615	12/05/2023	14918	LITTLE ANGELS CENTER, INC.				
				A 2250.4490-90-000	276189	17,579.82	17,579.82
					Check Total:	17,579.82	
251616	12/05/2023	9823	LITTLE FLOWER UFSD				
				A 2250.4730-90-000	276059	6,366.20	6,366.20
					Check Total:	6,366.20	
251617	12/05/2023	17990	LOEHR, COURTNEY				
				A 2128.4505-07-000	275792	44.02	44.02
				A 2128.4505-07-000	275792	0.00	
					Check Total:	44.02	
251618	12/05/2023	7885	LOGAN, ANNE				
				A 2128.4505-06-000	275421	55.60	55.60
				A 2128.4505-06-000	275421	0.00	
					Check Total:	55.60	
251619	12/05/2023	1497	LOPER'S EQUIPMENT CORP.				
				A 1621.4670-90-000	273417	79.98	79.98
				A 1621.4670-90-000	273417	151.99	151.99

PATCHOGUE-MEDFORD UFSD



Check Warrant Report For A - 57: Cash Disbursement- 12/5/23 For Dates 12/1/2023 - 12/31/2023

Check #	Check Date	Vendor ID	Vendor Name	Account	PO Number	Check Amount	Liquidated
251620 ✓	12/05/2023	10363	LOWE'S CREDIT SERVICES		Check Total:	231.97 ✓	
				A 2115.4500-37-000	275718	537.60	627.00
					Check Total:	537.60	
251621 ✓	12/05/2023	17887	MD BUYING GROUP, LLC ✓				
				A 2815.4500-02-000	273931 ✓	100.45	100.45
					Check Total:	100.45 ✓	
251622 ✓	12/05/2023	17471	MEYERS, PATRICK ✓				
				A 2116.4150-90-000	275475 ✓	28.29	28.29
				A 2116.4150-90-000	275475	0.00	
					Check Total:	28.29 ✓	
251623 ✓	12/05/2023	15398	MICHELLE TOR INC. ✓				
				A 2250.4490-90-000	274180 ✓	1,505.72 ✓	1,505.72
				A 2250.4490-90-000	274180	3,281.85 ✓	3,281.85
					Check Total:	4,787.57 ✓	
251624 ✓	12/05/2023	17989	MONZILLO, ASHLEY ✓				
				A 2110.4140-90-000	275750 ✓	28.29	28.29
				A 2110.4140-90-000	275750	0.00	
					Check Total:	28.29 ✓	
251625 ✓	12/05/2023	13174	MUSIC & ARTS CENTERS ✓				
				A 2850.4500-90-000	273352 ✓	28.60 ✓	28.60
				A 2850.4500-90-000	273352	15.28 ✓	15.28
				A 2850.4500-90-000	273352	42.42 ✓	42.42
				A 2850.4500-90-000	273352	7.86 ✓	7.86
				A 2850.4500-90-000	273352	68.60 ✓	68.60
				A 2850.4500-90-000	273352	68.03 ✓	68.03
					Check Total:	230.79 ✓	
251626 ✓	12/05/2023	14272	NASSAU SUFFOLK SERVICES FOR ✓				
				A 2250.4730-90-000	276132 ✓	795.00 ✓	795.00
				A 2250.4730-90-000	276132	7,707.40 ✓	7,707.40
					Check Total:	8,502.40 ✓	
251627 ✓	12/05/2023	1712	NASSAU-SUFFOLK SCHOOL ✓				
				A 1010.4750-90-000	275991 ✓	200.00 ✓	200.00

PATCHOGUE-MEDFORD UFSD



Check Warrant Report For A - 57: Cash Disbursement- 12/5/23 For Dates 12/1/2023 - 12/31/2023

Check #	Check Date	Vendor ID	Vendor Name	Account	PO Number	Check Amount	Liquidated
251628	12/05/2023	18031	NATIONAL BUSINESS EDUCATION ASSOCIATION		Check Total:	200.00	
				A 2123.4500-37-000	276173	100.00	100.00
251629	12/05/2023	9774	NATIONAL GRID		Check Total:	100.00	
				A 1620.4742-90-000	273493	6,297.56	6,297.56
				A 1620.4742-90-000	273493	0.00	
251630	12/05/2023	9774	NATIONAL GRID		Check Total:	6,297.56	
				A 1620.4742-90-000	273493	23,228.21	23,228.21
				A 1620.4742-90-000	273493	0.00	
251631	12/05/2023	9774	NATIONAL GRID		Check Total:	23,228.21	
				A 1620.4742-90-000	273493	212.17	212.17
				A 1620.4742-90-000	273493	0.00	
251632	12/05/2023	9774	NATIONAL GRID		Check Total:	212.17	
				A 1620.4742-90-000	273493	2,110.59	2,110.59
				A 1620.4742-90-000	273493	0.00	
251633	12/05/2023	9774	NATIONAL GRID		Check Total:	2,110.59	
				A 1620.4742-90-000	273493	342.95	342.95
				A 1620.4742-90-000	273493	0.00	
251634	12/05/2023	9774	NATIONAL GRID		Check Total:	342.95	
				A 1620.4742-90-000	273493	593.15	593.15
				A 1620.4742-90-000	273493	0.00	
251635	12/05/2023	9774	NATIONAL GRID		Check Total:	593.15	
				A 1620.4742-90-000	273493	5,338.24	5,338.24
				A 1620.4742-90-000	273493	0.00	
251636	12/05/2023	9774	NATIONAL GRID		Check Total:	5,338.24	

PATCHOGUE-MEDFORD UFSD



Check Warrant Report For A - 57: Cash Disbursement- 12/5/23 For Dates 12/1/2023 - 12/31/2023

Check #	Check Date	Vendor ID	Vendor Name	Account	PO Number	Check Amount	Liquidated
				A 1620.4742-90-000	273493 ✓	6,949.27 ✓	6,949.27
				A 1620.4742-90-000	273493	0.00	
					Check Total:	6,949.27	
251637 ✓	12/05/2023	9774	NATIONAL GRID ✓	A 1620.4742-90-000	273493 ✓	950.99 ✓	950.99
				A 1620.4742-90-000	273493	0.00	
					Check Total:	950.99	
251638 ✓	12/05/2023	18005	NATOLI, NICOLE ✓	A 2250.4750-90-000	275915 ✓	55.00 ✓	55.00
					Check Total:	55.00 ✓	
251639 ✓	12/05/2023	10692	NEWELL, VIRGINIA ✓	A 1310.4140-90-000	273453 ✓	6.81 ✓	6.81
				A 1310.4140-90-000	273453	0.00	
					Check Total:	6.81 ✓	
251640 ✓	12/05/2023	1855	OCEAN JANITORIAL SUPPLY INC. ✓	A 1620.4512-90-000	274136 ✓	2,507.18 ✓	2,507.18
				A 1620.4512-90-000	274136	-463.60 ✓	1,579.98
					Check Total:	2,043.58 ✓	
251641 ✓	12/05/2023	17521	ODP BUSINESS SOLUTIONS, LLC ✓	A 2120.4500-90-000	275652 ✓	1,982.64 ✓	1,982.64
					Check Total:	1,982.64 ✓	
251642 ✓	12/05/2023	17622	ON PITCH MUSIC ✓	A 2118.4690-90-000	275398 ✓	1,106.00 ✓	1,106.00
				A 2118.4690-90-000	275398	60.00 ✓	60.00
					Check Total:	1,166.00 ✓	
251643 ✓	12/05/2023	9543	OUTBACK PORTABLE TOILETS ✓	A 1621.4514-90-000	273270 ✓	95.00 ✓	95.00
					Check Total:	95.00 ✓	
251644 ✓	12/05/2023	15198	PETROSINO, KEVIN G. ✓	A 2110.4140-90-000	275663 ✓	46.24 ✓	46.24
				A 2110.4140-90-000	275663	0.00	
					Check Total:	46.24 ✓	
251645 ✓	12/05/2023	10341	PICKFORD, CARRIE ✓				

PATCHOGUE-MEDFORD UFSD



Check Warrant Report For A - 57: Cash Disbursement- 12/5/23 For Dates 12/1/2023 - 12/31/2023

Check #	Check Date	Vendor ID	Vendor Name	Account	PO Number	Check Amount	Liquidated
				A 2110.4140-90-000	275790	20.11	20.11
				A 2110.4140-90-000	275790	0.00	
				Check Total:		20.11	
251646	12/05/2023	17653	PILOCANE, PAOLA				
				A 2116.4150-90-000	275473	31.44	31.44
				A 2116.4150-90-000	275473	0.00	
				Check Total:		31.44	
251647	12/05/2023	1965	PITNEY BOWES, INC.				
				A 1670.4793-90-000	274392	1,202.28	1,202.28
				Check Total:		1,202.28	
251648	12/05/2023	15249	PRESCIA, MICHELLE				
				A 2250.4750-90-000	275875	28.82	28.82
				A 2250.4750-90-000	275875	0.00	
				Check Total:		28.82	
251649	12/05/2023	13814	PSEGLI				
				A 1620.4770-90-000	273330	62.36	62.36
				A 1620.4770-90-000	273330	0.00	
				Check Total:		62.36	
251650	12/05/2023	13814	PSEGLI				
				A 1620.4770-90-000	273330	4,455.34	4,455.34
				A 1620.4770-90-000	273330	0.00	
				Check Total:		4,455.34	
251651	12/05/2023	13814	PSEGLI				
				A 1620.4770-90-000	273330	239.76	239.76
				A 1620.4770-90-000	273330	0.00	
				Check Total:		239.76	
251652	12/05/2023	13814	PSEGLI				
				A 1620.4770-90-000	273330	134.02	134.02
				A 1620.4770-90-000	273330	0.00	
				Check Total:		134.02	
251653	12/05/2023	13814	PSEGLI				
				A 1620.4770-90-000	273330	3,542.71	3,542.71
				A 1620.4770-90-000	273330	0.00	

PATCHOGUE-MEDFORD UFSD



Check Warrant Report For A - 57: Cash Disbursement- 12/5/23 For Dates 12/1/2023 - 12/31/2023

Check #	Check Date	Vendor ID	Vendor Name	Account	PO Number	Check Amount	Liquidated
				Check Total:		3,542.71	
251654 ✓	12/05/2023	13814	PSEGLI ✓	A 1620.4770-90-000	273330 ✓	89.34 ✓	89.34
				A 1620.4770-90-000	273330	0.00	
				Check Total:		89.34	
251655 ✓	12/05/2023	12272	RALLY! EDUCATION ✓	A 2110.4500-90-000	275676 ✓	2,369.40 ✓	2,369.40
				A 2110.4500-90-000	275695	22,990.00 ✓	22,990.00
				Check Total:		25,359.40 ✓	
251656 ✓	12/05/2023	10139	ROWETT, JEFFREY ✓	A 2110.4140-90-000	275434 ✓	14.15 ✓	14.15
				A 2110.4140-90-000	275434	0.00	
				Check Total:		14.15 ✓	
251657 ✓	12/05/2023	11852	RUTHAIWATTANA, BARBARA ✓	A 2111.4140-90-000	275924 ✓	12.58 ✓	12.58
				A 2111.4140-90-000	275924	0.00	
				A 2111.4140-90-000	275924	0.00	
				Check Total:		12.58 ✓	
251658 ✓	12/05/2023	17192	SCHOOL SPECIALTY, LLC. ✓	A 2111.4500-28-000	275164 ✓	266.19 ✓	266.19
				A 2110.4500-01-000	276160 ✓	206.23 ✓	206.23
				A 2010.4500-90-000	276171 ✓	77.52 ✓	77.52
				A 2117.4500-05-000	276035 ✓	47.69 ✓	47.69
				A 2112.4500-37-000	275754 ✓	157.20 ✓	157.20
				A 2020.4500-28-000	276203 ✓	65.36 ✓	65.36
				A 2111.4500-28-000	275164 ✓	40.57 ✓	95.31
				Check Total:		860.76 ✓	
251659 ✓	12/05/2023	13533	SCO FAMILY OF SERVICES ✓	A 2250.4730-90-000	276135 ✓	6,110.87 ✓	6,110.87
				Check Total:		6,110.87 ✓	
251660 ✓	12/05/2023	2253	SCOPE ✓	A 1310.4500-90-000	273477 ✓	58.00 ✓	58.00
				Check Total:		58.00 ✓	

PATCHOGUE-MEDFORD UFSD



Check Warrant Report For A - 57: Cash Disbursement- 12/5/23 For Dates 12/1/2023 - 12/31/2023

Check #	Check Date	Vendor ID	Vendor Name	Account	PO Number	Check Amount	Liquidated
251661	12/05/2023	17704	SERENE HOME NURSING AGENCY	A 2250.4490-90-000	276056	12,891.00	12,891.00
				A 2250.4490-90-000	276056	8,550.00	8,550.00
					Check Total:	21,441.00	
251662	12/05/2023	17069	SHARDA PAPER INC.	A 1670.4500-90-000	274491	1,594.50	1,594.50
					Check Total:	1,594.50	
251663	12/05/2023	2289	SHERWIN WILLIAMS	A 1621.4790-90-000	273403	73.95	73.95
					Check Total:	73.95	
251664	12/05/2023	18037	SILSBE, KERRI	A 2810.4150-90-000	276120	55.00	55.00
					Check Total:	55.00	
251665	12/05/2023	18009	SOLANO, LORIANN	A 2250.4750-90-000	276047	55.00	55.00
					Check Total:	55.00	
251666	12/05/2023	14359	ST. CHARLES HOSPITAL	A 2855.4610-90-000	275658	5,500.00	5,500.00
				A 2855.4610-90-000	275338	15,450.00	15,450.00
					Check Total:	20,950.00	
251667	12/05/2023	596	STAPLES ADVANTAGE	A 2110.2000-27-000	275517	768.58	768.58
				A 1670.4500-90-000	275216	186.80	186.80
				A 5510.4500-90-000	275746	57.78	57.78
				A 2110.2000-27-000	275517	76.31	636.29
				A 5510.4500-90-000	275746	4.90	4.90
					Check Total:	1,094.37	
251668	12/05/2023	12835	STAPLES ADVANTAGE	A 2110.4500-05-000	275526	416.89	432.33
				A 2123.4500-37-000	273667	34.07	299.66
				A 2111.4500-37-000	273664	20.79	29.31
				A 2111.4500-07-000	273640	209.06	209.06
				A 2610.4500-01-000	273608	62.55	116.16

PATCHOGUE-MEDFORD UFSD



Check Warrant Report For A - 57: Cash Disbursement- 12/5/23 For Dates 12/1/2023 - 12/31/2023

Check #	Check Date	Vendor ID	Vendor Name	Account	PO Number	Check Amount	Liquidated
				A 2111.4500-07-000	273640 ✓	22.20 ✓	22.20
				A 2111.4500-07-000	273640 ✓	12.48 ✓	26.18
				Check Total:		778.04	
251669 ✓	12/05/2023	17791	STEMPKOSKI, LINA ✓	A 8060.4000-90-000	273373 ✓	14.41 ✓	14.41
				A 8060.4000-90-000	273373	0.00	
				A 8060.4000-90-000	273373	0.00	
				Check Total:		14.41	
251670 ✓	12/05/2023	15492	STEVENS, ROBERT ✓	A 2110.4140-90-000	275779 ✓	29.34 ✓	29.34
				A 2110.4140-90-000	275779	0.00	
				Check Total:		29.34	
251671 ✓	12/05/2023	17986	SUAREZ, HEATHER ✓	A 8060.4000-90-FAM	275846 ✓	11.66 ✓	11.66
				A 8060.4000-90-FAM	275846	0.00	
				Check Total:		11.66	
251672 ✓	12/05/2023	17254	SWEETWATER SOUND, INC. ✓	A 2118.4500-05-000	276196 ✓	21.15 ✓	21.15
				A 2118.4500-05-000	276065 ✓	146.24 ✓	146.24
				A 2118.4500-07-000	276196 ✓	26.73 ✓	26.73
				Check Total:		194.12	
251673 ✓	12/05/2023	17966	TAPIA SEGURA, CRISTIAN ✓	A 2128.4150-90-000	275472 ✓	35.37 ✓	35.37
				A 2128.4150-90-000	275472	0.00	
				Check Total:		35.37	
251674 ✓	12/05/2023	15875	TAVERAS, ROANIE ✓	A 8060.4000-90-FAM	273455 ✓	11.46 ✓	11.46
				A 8060.4000-90-FAM	273455	0.00	
				Check Total:		11.46	
251675 ✓	12/05/2023	10204	TOBAY PRINTING ✓	A 2331.4000-43-000	275035 ✓	4,790.00 ✓	4,790.00
				Check Total:		4,790.00	
251676 ✓	12/05/2023	2629	TRIOUS, INC. ✓				

PATCHOGUE-MEDFORD UFSD



Check Warrant Report For A - 57: Cash Disbursement- 12/5/23 For Dates 12/1/2023 - 12/31/2023

Check #	Check Date	Vendor ID	Vendor Name	Account	PO Number	Check Amount	Liquidated
251677 ✓	12/05/2023	15479	TURTLE & HUGHES INC. ✓	A 1621.4530-90-000	273394 ✓	264.33 ✓	264.33
				A 1621.4530-90-000	273394 ✓	57.54 ✓	57.54
				Check Total:		321.87	
251678 ✓	12/05/2023	2673	UNITED PARCEL SERVICE ✓	A 1621.4514-90-000	273393 ✓	242.27 ✓	242.27
				A 1621.4514-90-000	273393 ✓	306.52 ✓	306.52
				Check Total:		548.79	
251679 ✓	12/05/2023	12043	UNITED SUPPLY CORP. ✓	A 1670.4730-90-000	273297 ✓	16.00 ✓	16.00
				A 1670.4730-90-000	273297 ✓	16.00 ✓	16.00
				Check Total:		32.00	
251680 ✓	12/05/2023	12918	VISTA HIGHER LEARNING ✓	A 2610.4500-06-000	273784 ✓	412.69 ✓	412.69
				A 2610.4500-05-000	273778 ✓	258.86 ✓	258.86
				A 2610.4500-07-000	273794 ✓	257.57 ✓	257.57
				A 2610.4500-06-000	273784 ✓	14.19 ✓	14.19
				A 2610.4500-05-000	273778 ✓	135.96 ✓	135.96
				A 2610.4500-07-000	273794 ✓	38.63 ✓	38.63
				A 2610.4500-05-000	273778 ✓	34.16 ✓	55.04
				A 2610.4500-07-000	273794 ✓	11.31 ✓	11.31
				A 2610.4500-07-000	273794 ✓	209.02 ✓	223.26
				Check Total:		1,372.39	
251681 ✓	12/05/2023	11430	VOGEL STEPHANIE ✓	A 2116.4820-37-000	275350 ✓	5,244.75 ✓	5,244.75
				A 2128.4820-26-000	274610 ✓	768.90 ✓	768.90
				A 2128.4820-27-000	274610 ✓	733.95 ✓	733.95
				A 2128.4820-28-000	274610 ✓	1,642.65 ✓	1,642.65
				Check Total:		8,390.25	
251682 ✓	12/05/2023	12446	W.B. MASON COMPANY ✓	A 2128.4150-90-000	275507 ✓	21.68 ✓	21.68
				A 2128.4150-90-000	275507	0.00	
				Check Total:		21.68	

PATCHOGUE-MEDFORD UFSD



Check Warrant Report For A - 57: Cash Disbursement- 12/5/23 For Dates 12/1/2023 - 12/31/2023

Check #	Check Date	Vendor ID	Vendor Name	Account	PO Number	Check Amount	Liquidated
				A 1670.4500-90-000	275709 ✓	49.36 ✓	49.36
				A 1670.4500-90-000	274393 ✓	3.95 ✓	3.95
				A 1240.4500-90-000	273462 ✓	11.47 ✓	11.47
				A 1670.4500-90-000	275709 ✓	49.36 ✓	49.36
				A 1310.4500-90-000	273462 ✓	14.29 ✓	14.29
				A 1670.4500-90-000	275709 ✓	5,820.00 ✓	5,820.00
				A 1430.4500-90-000	273462 ✓	11.47 ✓	11.47
				A 1670.4500-90-000	275709 ✓	691.04 ✓	691.04
				A 2010.4500-90-000	273462 ✓	11.47 ✓	11.47
				Check Total:		6,662.41	
251683 ✓	12/05/2023	13894	WE TRANSPORTATION/TOWNE BUSLLC ✓				
				A 5540.4000-90-000	275887 ✓	364,259.00 ✓	364,259.00
				Check Total:		364,259.00	
251684 ✓	12/05/2023	17952	WELLINGER, LINDSAY ✓				
				A 2128.4150-90-000	275477 ✓	19.26 ✓	19.26
				A 2128.4150-90-000	275477	0.00	
				Check Total:		19.26	
251685 ✓	12/05/2023	2184	WILLIAM H. SADLER. INC. ✓				
				A 2112.4500-28-000	275682 ✓	919.20 ✓	919.20
				Check Total:		919.20	
251686 ✓	12/05/2023	7887	WILSON LANGUAGE TRAINING ✓				
				A 2120.4500-04-000	275571 ✓	92.00 ✓	92.00
				A 2120.4500-04-000	276117 ✓	86.00 ✓	86.00
				Check Total:		178.00	
251687 ✓	12/05/2023	17693	WOOD, HALEY ✓				
				A 2110.4140-90-000	275780 ✓	45.46 ✓	45.46
				A 2110.4140-90-000	275780	0.00	
				Check Total:		45.46	
251688 ✓	12/05/2023	2846	**CONTINUED** XEROX CORP.				
				Check Total:		0.00	
251689 ✓	12/05/2023	2846	XEROX CORP. ✓				
				A 1670.4793-90-000	273327 ✓	173.97 ✓	173.97

PATCHOGUE-MEDFORD UFSD



Check Warrant Report For A - 57: Cash Disbursement- 12/5/23 For Dates 12/1/2023 - 12/31/2023

Check #	Check Date	Vendor ID	Vendor Name	Account	PO Number	Check Amount	Liquidated
				A 1670.4793-90-000	274400 ✓	308.70 ✓	308.70
				A 1670.4793-90-000	274400 ✓	798.00 ✓	798.00
				A 1670.4793-90-000	273327 ✓	187.85 ✓	187.85
				A 1670.4793-90-000	274400 ✓	247.64 ✓	247.64
				A 1670.4793-90-000	274400 ✓	420.00 ✓	420.00
				A 1670.4793-90-000	273327 ✓	173.97 ✓	173.97
				A 1670.4793-90-000	274400 ✓	247.64 ✓	247.64
				A 1670.4793-90-000	274400 ✓	420.00 ✓	420.00
				A 1670.4793-90-000	273327 ✓	173.97 ✓	173.97
				A 1670.4793-90-000	274400 ✓	247.64 ✓	247.64
				A 1670.4793-90-000	274400 ✓	420.00 ✓	420.00
				A 1670.4793-90-000	273327 ✓	173.97 ✓	173.97
				A 1670.4793-90-000	274400 ✓	247.64 ✓	247.64
				A 1670.4793-90-000	274400 ✓	420.00 ✓	420.00
				A 1670.4793-90-000	273327 ✓	173.97 ✓	173.97
				A 1670.4793-90-000	274400 ✓	132.62 ✓	132.62
				A 1670.4793-90-000	274400 ✓	46.00 ✓	46.00
				A 1670.4793-90-000	273327 ✓	173.97 ✓	173.97
				A 7310.4000-90-000	274400 ✓	133.89 ✓	0.00
				A 1670.4793-90-000	274400 ✓	286.23 ✓	286.23
				A 1670.4793-90-000	273327 ✓	173.97 ✓	173.97
				A 1670.4793-90-000	274400 ✓	133.89 ✓	133.89
				A 1670.4793-90-000	274400 ✓	46.00 ✓	46.00
				A 1670.4793-90-000	273327 ✓	173.97 ✓	173.97
				A 1670.4793-90-000	274400 ✓	133.89 ✓	133.89
				A 1670.4793-90-000	274400 ✓	418.89 ✓	418.89
				A 1670.4793-90-000	273327 ✓	187.85 ✓	187.85
				A 1670.4793-90-000	274400 ✓	125.02 ✓	125.02
				A 1670.4793-90-000	274400 ✓	27.60 ✓	27.60
				A 1670.4793-90-000	273327 ✓	187.85 ✓	187.85
				A 1670.4793-90-000	274400 ✓	130.81 ✓	130.81
				A 1670.4793-90-000	274400 ✓	465.97 ✓	465.97
				A 1670.4793-90-000	273327 ✓	79.00 ✓	79.00

PATCHOGUE-MEDFORD UFSD



Check Warrant Report For A - 57: Cash Disbursement- 12/5/23 For Dates 12/1/2023 - 12/31/2023

Check #	Check Date	Vendor ID	Vendor Name	Account	PO Number	Check Amount	Liquidated
				A 1670.4793-90-000	274400 ✓	135.02 ✓	135.02
				A 1670.4793-90-000	274400 ✓	48.00 ✓	48.00
				A 1670.4793-90-000	273327 ✓	79.00 ✓	79.00
				A 1670.4793-90-000	274400 ✓	130.81 ✓	130.81
				A 1670.4793-90-000	274400 ✓	48.00 ✓	48.00
				A 1670.4793-90-000	273327 ✓	79.00 ✓	79.00
				A 1670.4793-90-000	274400 ✓	130.00 ✓	130.00
				A 1670.4793-90-000	274400 ✓	38.40 ✓	38.40
				A 1670.4793-90-000	273327 ✓	79.00 ✓	79.00
				A 1670.4793-90-000	274400 ✓	130.00 ✓	130.00
				A 1670.4793-90-000	274400 ✓	72.00 ✓	72.00
				A 1670.4793-90-000	273327 ✓	79.00 ✓	79.00
				A 1670.4793-90-000	274400 ✓	125.60 ✓	125.60
				A 7310.4000-90-000	274400 ✓	122.50 ✓	0.00
				A 1670.4793-90-000	273327 ✓	79.00 ✓	79.00
				A 1670.4793-90-000	274400 ✓	122.50 ✓	122.50
				A 1670.4793-90-000	273327 ✓	79.00 ✓	79.00
				A 1670.4793-90-000	274400 ✓	122.50 ✓	122.50
				A 1670.4793-90-000	273327 ✓	79.00 ✓	79.00
				A 1670.4793-90-000	274400 ✓	122.50 ✓	122.50
				A 1670.4793-90-000	273327 ✓	79.00 ✓	79.00
				A 1670.4793-90-000	274400 ✓	0.00 ✓	
				A 1670.4793-90-000	273327 ✓	79.00 ✓	79.00
				A 1670.4793-90-000	273327 ✓	79.00 ✓	79.00
				Check Total:			10,030.21

PATCHOGUE-MEDFORD UFSD



Check Warrant Report For A - 57: Cash Disbursement- 12/5/23 For Dates 12/1/2023 - 12/31/2023

Check #	Check Date	Vendor ID	Vendor Name	Account	PO Number	Check Amount	Liquidated
Number of Transactions: 145					Warrant Total:	2,135,372.40	
					Vendor Portion:	2,135,372.40	

Certification of Warrant

To The District Treasurer: I hereby certify that I have verified the above claims, 145 in number, in the total amount of \$ 2,135,372.40. You are hereby authorized and directed to pay to the claimants certified above the amount of each claim allowed and charge each to the proper fund.

12-12-23 Adriane Brower Claims Auditor
 Date Signature Title

PATCHOGUE-MEDFORD UFSD

Check Warrant Report For C - 21: Cash Disbursement- 12/5/23 For Dates 12/1/2023 - 12/31/2023



Check #	Check Date	Vendor ID	Vendor Name	Account	PO Number	Check Amount	Liquidated
251690 ✓	12/05/2023	10096	BIG GEYSER, INC. ✓	C 2860.5820-95-000	274299 ✓	142.80 ✓	142.80
Check Total:						142.80	
251691 ✓	12/05/2023	13580	CHEFS DEPOT INC. ✓	C 2860.2000-95-000	276146 ✓	699.00 ✓	699.00
Check Total:						699.00	
251692 ✓	12/05/2023	11917	COMMERCIAL INSTRU. SERVS., INC ✓	C 2860.4690-95-000	274275 ✓	350.04 ✓	350.04
						360.00 ✓	360.00
Check Total:						710.04	
251693 ✓	12/05/2023	13617	CREAM-O-LAND DAIRIES, LLC ✓	C 2860.5820-95-000	274276 ✓	2,075.89 ✓	2,075.89
Check Total:						2,075.89	
251694 ✓	12/05/2023	18044	LOPEZ, SANDRA ✓	C 2860.5600-95-000		27.98 ✓	
Check Total:						27.98	
251695 ✓	12/05/2023	10998	MODERN ITALIAN BAKERY ✓	C 2860.5820-95-000	274290 ✓	31.20 ✓	31.20
						72.60 ✓	72.60
						65.11 ✓	65.11
						40.84 ✓	40.84
						76.79 ✓	76.79
						31.20 ✓	31.20
						80.15 ✓	80.15
						38.71 ✓	38.71
						96.80 ✓	96.80
						82.56 ✓	82.56
						88.19 ✓	88.19
						34.42 ✓	34.42
						18.53 ✓	18.53
						39.72 ✓	39.72
						58.25 ✓	58.25
						119.15 ✓	119.15



PATCHOGUE-MEDFORD UFSD



Check Warrant Report For C - 21: Cash Disbursement- 12/5/23 For Dates 12/1/2023 - 12/31/2023

Check #	Check Date	Vendor ID	Vendor Name	Account	PO Number	Check Amount	Liquidated
				C 2860.5820-95-000	274290 ✓	42.36 ✓	42.36
				C 2860.5820-95-000	274290 ✓	42.36 ✓	42.36
				C 2860.5820-95-000	274290 ✓	15.89 ✓	15.89
				C 2860.5820-95-000	274290 ✓	22.57 ✓	22.57
				C 2860.5820-95-000	274290 ✓	3.80 ✓	3.80
				C 2860.5820-95-000	274290 ✓	3.80 ✓	3.80
				Check Total:		1,105.00	
251696 ✓	12/05/2023	2846	XEROX CORP. ✓				
				C 2860.4000-95-000	274400 ✓	138.93 ✓	138.93
				C 2860.4000-95-000	274400 ✓	69.00 ✓	69.00
				C 2860.4000-95-000	274400 ✓	231.82 ✓	231.82
				Check Total:		439.75	
				Warrant Total:		5,200.46	
				Vendor Portion:		5,200.46	

Number of Transactions: 7

Certification of Warrant

To The District Treasurer: I hereby certify that I have verified the above claims, 7 in number, in the total amount of \$ 5,200.46. You are hereby authorized and directed to pay to the claimants certified above the amount of each claim allowed and charge each to the proper fund.

12-8-23 Audiane Brower Claims Auditor
 Date Signature Title

PATCHOGUE-MEDFORD UFSD



Check Warrant Report For F - 19: Cash Disbursement- 12/5/23 For Dates 12/1/2023 - 12/31/2023

Check #	Check Date	Vendor ID	Vendor Name	Account	PO Number	Check Amount	Liquidated
251697	12/05/2023	17740	AMAZON CAPITAL SERVICES, INC.	F 2110.4500-90-LW19	276178	3.58	3.58
Check Total:						3.58	
251698	12/05/2023	785	EASTERN SUFFOLK BOCES	F 2250.4900-90-L24	274367	4,149.00	4,149.00
Check Total:						4,149.00	
251699	12/05/2023	17683	IMUNA, INC.	F 2110.4500-90-2515	275752	2,809.00	2,809.00
						0.00	
Check Total:						2,809.00	
251700	12/05/2023	1666	MONTAUK BUS SERVICE INC.	F 2110.4150-90-SA24	276243	1,569.80	1,569.80
Check Total:						1,569.80	
251701	12/05/2023	13533	SCO FAMILY OF SERVICES	F 2250.4720-90-L24	276142	1,019.00	1,019.00
Check Total:						1,019.00	
251702	12/05/2023	17637	THE YMCA OF LONG ISLAND INC.	F 2511.4000-90-U24	275046	24,598.80	24,598.80
Check Total:						24,598.80	
Warrant Total:						34,149.18	
Vendor Portion:						34,149.18	

Number of Transactions: 6

Certification of Warrant

To The District Treasurer: I hereby certify that I have verified the above claims, 6 in number, in the total amount of \$ 34,149.18. You are hereby authorized and directed to pay to the claimants certified above the amount of each claim allowed and charge each to the proper fund.

12-8-23

Date

Adriane Brower

Signature

Claims Auditor

Title



PATCHOGUE-MEDFORD UFSD



Check Warrant Report For H - 13: Cash Disbursement- 12/5/23 For Dates 12/1/2023 - 12/31/2023

Check #	Check Date	Vendor ID	Vendor Name	Account	PO Number	Check Amount	Liquidated
251703	12/05/2023	785	EASTERN SUFFOLK BOCES	H 1920.2400-0-0419	275447	27,119.88	27,119.88
				H 1920.2400-0-0419	275447	0.00	0.00
Check Total:						27,119.88	
251704	12/05/2023	17477	IRWIN CONTRACTING INC.	H 1920.2930-0-0419	267938	66,769.80	66,769.80
Check Total:						66,769.80	
Warrant Total:						93,889.68	
Vendor Portion:						93,889.68	

Number of Transactions: 2

Certification of Warrant

To The District Treasurer: I hereby certify that I have verified the above claims, 2 in number, in the total amount of \$ 93,889.68. You are hereby authorized and directed to pay to the claimants certified above the amount of each claim allowed and charge each to the proper fund.

12-7-23 Adriane Brower Claims Auditor
 Date Signature Title

